



X30 SENIOR

Test-Session 3 even

Track length: 1.315 Km

Session Started: 14:20:01

Best Lap by: 822 - Elia Weiss - 51.158


Rank	#	Driver	Nat	Sponsor Entrant	Nat	License E-License	Make	laps	Best Lap	Diff	In Lap	Penalty
1	822	Elia Weiss	DEU	DSK e.V. Ja zum Motorsport SIM-ON	DEU	ITE38504 KBF39246	Kosmic/IAME/Komet	11	51.158		5	
2	876	Cemil Bayyati	DEU	Dörr Motorsport	DEU	ITG15366 BIF38420	KR/IAME/Komet	13	51.488	0.330	9	
3	920	Donar Munding	LIE	Stern Motorsport	DEU	ITC-C1449 BIC38195	KR/IAME/Komet	13	51.606	0.448	8	
4	904	Tobias Feeser	DEU	Sonja Feeser	DEU	ITE13863 BEK1198789	KR/IAME/Komet	7	51.607	0.449	7	
5	812	Rocco Curcio	DEU	ADAC Württemberg e.V. AT-Motorsport	DEU	ITE29607 KBF38996	Expri/IAME/Komet	16	51.634	0.476	11	
6	854	Daniel Brozovic	DEU	Valier Motorsport	DEU	ITE 42036 KBF39300	Energy/IAME/Komet	14	51.658	0.500	8	
7	810	Daniel Guinchard	GBR	SFR Motorsport	GBR	ITC-C292117 IBL368379	KR/IAME/Komet	13	51.685	0.527	8	
8	830	Max Hezel	DEU	ADAC Hessen-Thüringen e.V. CV Performance Group	DEU	ITF38265 BIF38321	KR/IAME/Komet	9	51.701	0.543	6	
9	816	Elias Schorneck	DEU	VDB Kart Racing	DEU	ITE40538 KBF10478	Tony Kart/IAME/Komet	14	51.708	0.550	11	
10	884	Davin Singer	DEU	ADAC Südbaden e.V. CV Performance Group	DEU	ITE 23384 BIF38321	KR/IAME/Komet	10	51.723	0.565	10	
11	890	Leonard Hocker	DEU	RS-Motorsport	DEU	NKA22440 KBF40372	CRG/IAME/Komet	12	51.794	0.636	10	
12	898	Hawk Baylaan White	GBR	AT Motorsport	DEU	ITE40903 BIC38996	Expri/IAME/Komet	15	51.817	0.659	10	
13	808	Eric Wess	DEU	Kartshop Ampfing	DEU	ITE44964 KBF25142	Drago Corse/IAME/Komet	14	51.847	0.689	13	
14	836	Max Ohsenbrink	DEU	KSL Racing Team	DEU	ITE18670 KBF1304585	Alonso/IAME/Komet	13	51.873	0.715	8	
15	888	Louis Schütze	DEU	Ebert Motorsport	DEU	ITE 17941 KBF38528	OTK/IAME/Komet	16	52.013	0.855	15	
16	834	Moritz Schwing	DEU	Team NKS	DEU	ITE 12057 KBF29153	DR/IAME/Komet	16	52.094	0.936	15	
17	844	Kevin Wagner	DEU	MSC-Langenfeld e. V. im ADAC TB Racing Team	DEU	ITE 11828 KBF38262	KR/IAME/Komet	13	52.338	1.180	4	
18	924	Leonard Frey	DEU	Team Hemkemeyer	DEU	NKA39318 IDC42853	OTK /IAME /Komet	14	52.367	1.209	4	
19	818	Matthy Vandebroek	DEU	VDB Kart Racing	DEU	ITE 11491 KBF10478	Tony Kart/IAME/Komet	16	52.425	1.267	6	
20	980	Benno Drelok	DEU	Rocco Drelok	DEU	NKA10580 BEK1204567	Tony Kart/IAME/Komet	14	52.557	1.399	5	
21	806	Moritz Fischer	DEU	ADAC Pfalz e.V. DUTT MOTORSP. by FENSTER.COM	LUX	NKA26409 IBLK867	Tony Kart/IAME/Komet	9	52.582	1.424	7	
22	872	Tobias Burgstahler	DEU	ADAC Württemberg e.V. Stern Motorsport	DEU	NKA38364 KBF38195	KR/IAME/Komet	15	53.057	1.899	5	
23	926	Arham Gandhi	DEU	Team Hemkemeyer	DEU	NKA41855 KBF42853	Maranello /IAME/	12	53.100	1.942	2	
24	882	Colin Hahn	DEU	Team Hemkemeyer	DEU	NKA25476 KBF42853	Sodi/IAME/Komet	0			0	

Announcements

#882 no transpondersignal

Timekeeper
M.Riehmers

Race Director
H.Seidel



INT. ADAC Kartrennen Arena E

X30 SENIOR

Arena E Mülsen 1,315 Km

Test-Session 3 even

09.08.2024 14:20

Practice (15:00 Time) started at 14:20:01

Lap	Time of Day	Lap Tm	Diff	SF Tm	S1 Tm	S2 Tm
(822) Elia Weiss						
1	14:23:31.569	52.259	+1.101	22.807	14.581	14.871
2	14:24:23.622	52.063	+0.895	22.569	14.642	14.842
3	14:25:15.570	51.948	+0.790	22.715	14.394	14.839
4	14:26:06.990	51.420	+0.262	22.343	14.255	14.822
5	14:26:58.148	51.158		22.262	14.175	14.721
6	14:27:49.318	51.170	+0.012	22.181	14.227	14.762
7	14:30:31.855	2:42.537	+1:51.379	22.689	14.429	15.314
8	14:31:23.919	52.064	+0.906	22.711	14.435	14.918
9	14:32:15.317	51.398	+0.240	22.336	14.327	14.735
10	14:33:06.960	51.643	+0.485	22.540	14.303	14.800
11	14:33:58.240	51.280	+0.122	22.279	14.197	14.804

Lap	Time of Day	Lap Tm	Diff	SF Tm	S1 Tm	S2 Tm
3	14:23:53.415	52.104	+0.446	22.693	14.566	14.845
4	14:24:45.619	52.204	+0.546	22.755	14.503	14.946
5	14:25:37.512	51.893	+0.235	22.665	14.395	14.833
6	14:26:29.258	51.746	+0.088	22.542	14.377	14.827
7	14:27:20.919	51.661	+0.003	22.501	14.286	14.874
8	14:28:12.577	51.658		22.504	14.299	14.855
9	14:30:51.771	2:39.194	+1:47.536	22.533	14.496	14.898
10	14:31:43.648	51.877	+0.219	22.538	14.473	14.866
11	14:32:35.353	51.705	+0.047	22.413	14.438	14.854
12	14:33:27.094	51.741	+0.083	22.540	14.379	14.822
13	14:34:18.828	51.734	+0.076	22.556	14.331	14.847
14	14:35:10.607	51.779	+0.121	22.511	14.411	14.857

Lap	Time of Day	Lap Tm	Diff	SF Tm	S1 Tm	S2 Tm
(876) Cemil Bayyati						
1	14:22:09.549	53.356	+1.868	23.222	14.902	15.232
2	14:25:01.740	2:52.191	+2:00.703	22.928	15.365	15.218
3	14:25:54.287	52.547	+1.059	22.969	14.565	15.013
4	14:26:46.598	52.311	+0.823	22.886	14.473	14.952
5	14:27:38.662	52.064	+0.576	22.682	14.430	14.952
6	14:28:38.040	59.378	+7.890	22.793	17.455	19.130
7	14:29:33.848	55.808	+4.320	26.108	14.812	14.888
8	14:30:25.710	51.862	+0.374	22.553	14.438	14.871
9	14:31:17.198	51.488		22.413	14.444	14.631
10	14:32:10.295	53.097	+1.609	23.098	14.848	15.151
11	14:33:02.858	52.563	+1.075	22.576	15.098	14.889
12	14:33:54.785	51.927	+0.439	22.578	14.469	14.880
13	14:34:46.661	51.876	+0.388	22.604	14.390	14.882

Lap	Time of Day	Lap Tm	Diff	SF Tm	S1 Tm	S2 Tm
(810) Daniel Guinchart						
1	14:22:14.835	52.956	+1.271	23.206	14.766	14.984
2	14:23:07.446	52.611	+0.926	22.836	14.727	15.048
3	14:23:59.468	52.022	+0.337	22.678	14.426	14.918
4	14:24:51.334	51.866	+0.181	22.560	14.494	14.812
5	14:25:43.097	51.763	+0.078	22.601	14.403	14.759
6	14:26:34.852	51.755	+0.070	22.579	14.323	14.853
7	14:30:26.477	3:51.625	+2:59.940	22.703	14.496	14.874
8	14:31:18.162	51.685		22.457	14.452	14.776
9	14:32:10.587	52.425	+0.740	22.547	14.788	15.090
10	14:33:02.546	51.959	+0.274	22.455	14.613	14.891
11	14:33:54.289	51.743	+0.058	22.511	14.338	14.894
12	14:34:45.982	51.693	+0.008	22.470	14.341	14.882
13	14:35:37.695	51.713	+0.028	22.469	14.436	14.808

Lap	Time of Day	Lap Tm	Diff	SF Tm	S1 Tm	S2 Tm
(920) Donar Munding						
1	14:22:07.291	53.971	+2.365	23.616	15.165	15.190
2	14:23:00.611	53.320	+1.714	23.211	15.032	15.077
3	14:23:53.086	52.475	+0.869	22.932	14.542	15.001
4	14:24:45.586	52.500	+0.894	22.878	14.560	15.062
5	14:25:37.833	52.247	+0.641	22.972	14.408	14.867
6	14:26:29.845	52.012	+0.406	22.619	14.487	14.906
7	14:27:21.525	51.680	+0.074	22.508	14.320	14.852
8	14:28:13.131	51.606		22.456	14.324	14.826
9	14:29:04.865	51.734	+0.128	22.499	14.388	14.847
10	14:32:40.042	3:35.177	+2:43.571	22.462	14.830	14.931
11	14:33:32.229	52.187	+0.581	22.793	14.473	14.921
12	14:34:24.273	52.044	+0.438	22.716	14.432	14.896
13	14:35:16.343	52.070	+0.464	22.692	14.442	14.936

Lap	Time of Day	Lap Tm	Diff	SF Tm	S1 Tm	S2 Tm
(830) Max Hezel						
1	14:26:54.722	52.763	+1.062	23.041	14.709	15.013
2	14:27:49.729	55.007	+3.306	23.997	15.256	15.754
3	14:28:41.641	51.912	+0.211	22.549	14.496	14.867
4	14:29:33.620	51.979	+0.278	22.562	14.557	14.860
5	14:30:25.439	51.819	+0.118	22.547	14.431	14.841
6	14:31:17.140	51.701		22.446	14.440	14.815
7	14:32:09.615	52.475	+0.774	22.930	14.611	14.934
8	14:34:30.688	2:21.073	+1:29.372	22.587	14.573	14.818
9	14:35:22.506	51.818	+0.117	22.559	14.428	14.831

Lap	Time of Day	Lap Tm	Diff	SF Tm	S1 Tm	S2 Tm
(904) Tobias Feeser						
1	14:29:55.939	52.286	+0.679	22.794	14.528	14.964
2	14:30:47.952	52.013	+0.406	22.718	14.423	14.872
3	14:31:39.787	51.835	+0.228	22.532	14.437	14.866
4	14:32:31.510	51.723	+0.116	22.361	14.502	14.860
5	14:33:23.582	52.072	+0.465	22.503	14.455	15.114
6	14:34:15.293	51.711	+0.104	22.440	14.328	14.943
7	14:35:06.900	51.607		22.410	14.364	14.833

Lap	Time of Day	Lap Tm	Diff	SF Tm	S1 Tm	S2 Tm
(816) Elias Schorneck						
1	14:22:20.607	55.462	+3.754	23.080	15.102	17.280
2	14:23:12.945	52.338	+0.630	22.808	14.633	14.897
3	14:24:05.108	52.163	+0.455	22.679	14.497	14.987
4	14:24:58.210	53.102	+1.394	23.584	14.635	14.883
5	14:25:49.978	51.768	+0.060	22.537	14.395	14.836
6	14:26:42.172	52.194	+0.486	22.641	14.411	15.142
7	14:27:33.985	51.813	+0.105	22.559	14.358	14.896
8	14:28:25.749	51.764	+0.056	22.507	14.435	14.822
9	14:29:18.301	52.552	+0.844	22.946	14.532	15.074
10	14:30:10.211	51.910	+0.202	22.547	14.424	14.939
11	14:31:01.919	51.708		22.425	14.399	14.884
12	14:31:53.955	52.036	+0.328	22.628	14.462	14.946
13	14:32:46.107	52.152	+0.444	22.662	14.456	15.034
14	14:33:38.069	51.962	+0.254	22.571	14.463	14.928

Lap	Time of Day	Lap Tm	Diff	SF Tm	S1 Tm	S2 Tm
(812) Rocco Curcio						
1	14:22:11.963	53.665	+2.031	23.435	14.934	15.296
2	14:23:04.466	52.503	+0.869	22.852	14.580	15.071
3	14:23:56.840	52.374	+0.740	22.678	14.547	15.149
4	14:24:49.110	52.270	+0.636	22.673	14.402	15.105
5	14:25:41.173	52.063	+0.429	22.696	14.342	15.025
6	14:26:33.154	51.981	+0.347	22.610	14.353	15.018
7	14:27:25.178	52.024	+0.390	22.791	14.311	14.922
8	14:28:17.090	51.912	+0.278	22.623	14.339	14.950
9	14:29:08.935	51.845	+0.211	22.637	14.326	14.882
10	14:30:00.876	51.941	+0.307	22.529	14.453	14.959
11	14:30:52.510	51.634		22.448	14.329	14.857
12	14:31:44.428	51.918	+0.284	22.549	14.580	14.789
13	14:32:36.578	52.150	+0.516	22.813	14.370	14.967
14	14:33:28.399	51.821	+0.187	22.513	14.384	14.924
15	14:34:20.223	51.824	+0.190	22.523	14.325	14.976
16	14:35:11.979	51.756	+0.122	22.442	14.353	14.961

Lap	Time of Day
-----	-------------

INT. ADAC Kartrennen Arena E

X30 SENIOR

Arena E Mülsen 1,315 Km

Test-Session 3 even

09.08.2024 14:20

Practice (15:00 Time) started at 14:20:01

Lap	Time of Day	Lap Tm	Diff	SF Tm	S1 Tm	S2 Tm	Lap	Time of Day	Lap Tm	Diff	SF Tm	S1 Tm	S2 Tm
(898) Hawk Baylaan White													
7	14:29:44.712	51.923	+0.129	22.656	14.355	14.912	1	14:22:07.602	53.416	+1.322	23.372	14.946	15.098
8	14:30:36.537	51.825	+0.031	22.579	14.375	14.871	2	14:23:00.526	52.924	+0.830	22.989	14.800	15.135
9	14:31:28.481	51.944	+0.150	22.533	14.518	14.893	3	14:23:53.358	52.832	+0.738	23.153	14.744	14.935
10	14:32:20.275	51.794		22.552	14.399	14.843	4	14:24:46.346	52.988	+0.894	23.141	14.688	15.159
11	14:33:12.088	51.813	+0.019	22.517	14.371	14.925	5	14:25:38.912	52.566	+0.472	23.016	14.558	14.992
12	14:34:04.275	52.187	+0.393	22.687	14.356	15.144	6	14:26:31.059	52.147	+0.053	22.700	14.553	14.894
							7	14:27:23.515	52.456	+0.362	22.913	14.550	14.993
							8	14:28:16.020	52.505	+0.411	22.805	14.723	14.977
							9	14:29:08.651	52.631	+0.537	23.137	14.492	15.002
							10	14:30:00.934	52.283	+0.189	22.634	14.468	15.181
							11	14:30:53.226	52.292	+0.198	22.811	14.459	15.022
							12	14:31:45.578	52.352	+0.258	22.708	14.666	14.978
							13	14:32:37.681	52.103	+0.009	22.679	14.513	14.911
							14	14:33:29.998	52.317	+0.223	22.847	14.554	14.916
							15	14:34:22.092	52.094		22.622	14.502	14.970
							16	14:35:14.242	52.150	+0.056	22.653	14.558	14.939
(844) Kevin Wagner													
1	14:22:37.682	54.870	+2.532	24.438	15.228	15.204	1	14:22:37.682	54.870	+2.532	24.438	15.228	15.204
2	14:23:30.978	53.296	+0.958	23.260	14.826	15.210	2	14:23:30.978	53.296	+0.958	23.260	14.826	15.210
3	14:24:24.151	53.173	+0.835	23.006	15.087	15.080	3	14:24:24.151	53.173	+0.835	23.006	15.087	15.080
4	14:25:16.489	52.338		22.772	14.502	15.064	4	14:25:16.489	52.338		22.772	14.502	15.064
5	14:26:09.058	52.569	+0.231	22.752	14.635	15.182	5	14:26:09.058	52.569	+0.231	22.752	14.635	15.182
6	14:27:01.434	52.376	+0.038	22.753	14.557	15.066	6	14:27:01.434	52.376	+0.038	22.753	14.557	15.066
7	14:27:54.649	53.215	+0.877	23.345	14.763	15.107	7	14:27:54.649	53.215	+0.877	23.345	14.763	15.107
8	14:28:47.371	52.722	+0.384	22.984	14.602	15.136	8	14:28:47.371	52.722	+0.384	22.984	14.602	15.136
9	14:29:39.940	52.569	+0.231	22.961	14.550	15.058	9	14:29:39.940	52.569	+0.231	22.961	14.550	15.058
10	14:30:33.091	53.151	+0.813	22.763	14.664	15.724	10	14:30:33.091	53.151	+0.813	22.763	14.664	15.724
11	14:31:32.464	59.373	+7.035	28.461	15.615	15.297	11	14:31:32.464	59.373	+7.035	28.461	15.615	15.297
12	14:32:25.304	52.840	+0.502	23.022	14.707	15.111	12	14:32:25.304	52.840	+0.502	23.022	14.707	15.111
13	14:33:18.349	53.045	+0.707	23.011	14.906	15.128	13	14:33:18.349	53.045	+0.707	23.011	14.906	15.128
(924) Leonard Frey													
1	14:22:14.434	54.076	+1.709	23.707	15.043	15.326	1	14:22:14.434	54.076	+1.709	23.707	15.043	15.326
2	14:23:07.345	52.911	+0.544	23.057	14.759	15.095	2	14:23:07.345	52.911	+0.544	23.057	14.759	15.095
3	14:24:00.779	53.434	+1.067	23.628	14.732	15.074	3	14:24:00.779	53.434	+1.067	23.628	14.732	15.074
4	14:24:53.146	52.367		22.608	14.641	15.118	4	14:24:53.146	52.367		22.608	14.641	15.118
5	14:25:46.560	53.414	+1.047	23.048	14.733	15.633	5	14:25:46.560	53.414	+1.047	23.048	14.733	15.633
6	14:26:39.322	52.762	+0.395	22.998	14.604	15.160	6	14:26:39.322	52.762	+0.395	22.998	14.604	15.160
7	14:27:31.928	52.606	+0.239	22.948	14.622	15.036	7	14:27:31.928	52.606	+0.239	22.948	14.622	15.036
8	14:28:25.447	53.519	+1.152	23.068	14.861	15.590	8	14:28:25.447	53.519	+1.152	23.068	14.861	15.590
9	14:30:54.780	2:29.333	+1:36.966	22.983	14.815	15.214	9	14:30:54.780	2:29.333	+1:36.966	22.983	14.815	15.214
10	14:31:47.901	53.121	+0.754	23.055	14.715	15.351	10	14:31:47.901	53.121	+0.754	23.055	14.715	15.351
11	14:32:40.963	53.062	+0.695	23.211	14.783	15.068	11	14:32:40.963	53.062	+0.695	23.211	14.783	15.068
12	14:33:33.640	52.677	+0.310	22.980	14.574	15.123	12	14:33:33.640	52.677	+0.310	22.980	14.574	15.123
13	14:34:26.264	52.624	+0.257	22.918	14.564	15.142	13	14:34:26.264	52.624	+0.257	22.918	14.564	15.142
14	14:35:18.859	52.595	+0.228	22.920	14.472	15.203	14	14:35:18.859	52.595	+0.228	22.920	14.472	15.203
(818) Matthy Vandebroek													
1	14:22:26.403	54.315	+1.890	23.900	15.106	15.309	1	14:22:26.403	54.315	+1.890	23.900	15.106	15.309
2	14:23:18.821	53.418	+0.993	23.443	14.772	15.203	2	14:23:18.821	53.418	+0.993	23.443	14.772	15.203
3	14:24:11.661	52.840	+0.415	23.059	14.620	15.161	3	14:24:11.661	52.840	+0.415	23.059	14.620	15.161
4	14:25:04.603	52.942	+0.517	23.283	14.615	15.044	4	14:25:04.603	52.942	+0.517	23.283	14.615	15.044
5	14:25:57.394	52.791	+0.366	22.957	14.551	15.283	5	14:25:57.394	52.791	+0.366	22.957	14.551	15.283
6	14:26:49.819	52.425		22.906	14.477	15.042	6	14:26:49.819	52.425		22.906	14.477	15.042
7	14:27:42.296	52.477	+0.052	22.883	14.484	15.110	7	14:27:42.296	52.477	+0.052	22.883	14.484	15.110
8	14:28:35.429	53.133	+0.708	22.963	14.573	15.597	8	14:28:35.429	53.133	+0.708	22.963	14.573	15.597
9	14:29:28.622	53.193	+0.768	23.426	14.618	15.149	9	14:29:28.622	53.193	+0.768	23.426	14.618	15.149
10	14:30:21.381	52.759	+0.334	23.087	14.508	15.164	10	14:30:21.381	52.759	+0.334	23.087	14.508	15.164
11	14:31:14.168	52.787	+0.362	23.042	14.568	15.177	11	14:31:14.168	52.787	+0.362	23.042	14.568	15.177
12	14:32:07.050	52.882	+0.457	23.155	14.573	15.154	12	14:32:07.050	52.882	+0.457	23.155	14.573	15.154
13	14:32:59.606	52.556	+0.131	22.917	14.556	15.083	13	14:32:59.606	52.556	+0.131	22.917	14.556	15.083
14	14:33:52.284	52.678	+0.253	23.023	14.592	15.063	14	14:33:52.284	52.678	+0.253	23.023	14.592	15.063
15	14:34:45.008	52.724	+0.299	23.014	14.543	15.167	15	14:34:45.008	52.724	+0.299	23.014	14.543	15.167
16	14:35:37.485	52.477	+0.052	22.909	14.503	15.065	16	14:35:37.485	52.477	+0.052	22.909	14.503	15.065
(980) Benno Drelok													
1	14:22:12.186	54.098	+1.541	23.542	15.389	15.167	1	14:22:12.186	54.098	+1.541	23.542	15.389	15.167
2	14:23:05.702	53.516	+0.959	23.234	14.791	15.491	2	14:23:05.702	53.516	+0.959	23.234	14.791	15.491
3	14:23:58.907	53.205	+0.648	23.172	14.886	15.147	3	14:23:58.907	53.205	+0.648	23.172	14.886	15.147
4	14:24:52.063	53.156	+0.599	23.083	14.901	15.172	4	14:24:52.063	53.156	+0.599	23.083	14.901	15.172
5	14:25:44.620	52.557		22.831	14.639	15.087	5	14:25:44.620	52.557		22.831	14.639	15.087
6	14:26:37.485	52.865	+0.308	22.943	14.722	15.200	6	14:26:37.485	52.865	+0.308	22.943	14.722	15.200
7	14:27:30.358	52.873	+0.316	23.009	14.535	15.329	7	14:27:30.358	52.873	+0.316	23.009	14.535	15.329
(834) Moritz Schwing													

Orbits





INT. ADAC Kartrennen Arena E

X30 SENIOR

Arena E Mülsen 1,315 Km

Test-Session 3 even

09.08.2024 14:20

Practice (15:00 Time) started at 14:20:01

Lap	Time of Day	Lap Tm	Diff	SF Tm	S1 Tm	S2 Tm	Lap	Time of Day	Lap Tm	Diff	SF Tm	S1 Tm	S2 Tm
8	14:28:23.511	53.153	+0.596	22.985	14.980	15.188							
9	14:29:16.300	52.789	+0.232	23.075	14.669	15.045							
10	14:30:09.081	52.781	+0.224	22.996	14.674	15.111							
11	14:31:01.796	52.715	+0.158	22.971	14.541	15.203							
12	14:31:54.732	52.936	+0.379	22.976	14.679	15.281							
13	14:32:47.692	52.960	+0.403	23.038	14.714	15.208							
14	14:33:40.519	52.827	+0.270	22.988	14.643	15.196							

(806) Moritz Fischer

1	14:22:48.566	54.262	+1.680	23.801	14.916	15.545							
2	14:23:42.261	53.695	+1.113	23.549	14.686	15.460							
3	14:24:35.504	53.243	+0.661	23.293	14.587	15.363							
4	14:25:28.253	52.749	+0.167	23.016	14.512	15.221							
5	14:26:21.351	53.098	+0.516	23.008	14.550	15.540							
6	14:30:29.767	4:08.416	+3:15.834	23.117	14.791	15.339							
7	14:31:22.349	52.582		22.886	14.501	15.195							
8	14:32:15.256	52.907	+0.325	22.979	14.593	15.335							
9	14:33:08.441	53.185	+0.603	23.268	14.578	15.339							

(872) Tobias Burgstahler

1	14:22:09.870	55.673	+2.616	23.932	16.075	15.666							
2	14:23:03.617	53.747	+0.690	23.284	14.999	15.464							
3	14:23:57.714	54.097	+1.040	23.491	15.136	15.470							
4	14:24:51.327	53.613	+0.556	23.351	15.009	15.253							
5	14:25:44.384	53.057		23.076	14.807	15.174							
6	14:26:38.276	53.892	+0.835	23.163	15.035	15.694							
7	14:27:31.572	53.296	+0.239	23.250	14.822	15.224							
8	14:28:25.180	53.608	+0.551	23.296	14.863	15.449							
9	14:29:19.517	54.337	+1.280	24.206	14.832	15.299							
10	14:30:13.175	53.658	+0.601	23.681	14.705	15.272							
11	14:31:07.042	53.867	+0.810	23.516	14.804	15.547							
12	14:32:00.739	53.697	+0.640	23.523	14.791	15.383							
13	14:32:54.514	53.775	+0.718	23.673	14.865	15.237							
14	14:33:47.883	53.369	+0.312	23.283	14.805	15.281							
15	14:34:41.539	53.656	+0.599	23.462	14.807	15.387							

(926) Arham Gandhi

1	14:22:17.533	54.183	+1.083	23.649	15.298	15.236							
2	14:23:10.633	53.100		23.161	14.859	15.080							
3	14:24:03.881	53.248	+0.148	23.062	14.879	15.307							
4	14:24:59.209	55.328	+2.228	25.217	14.988	15.123							
5	14:28:35.373	3:36.164	+2:43.064	23.184	15.145	15.643							
6	14:29:29.526	54.153	+1.053	23.879	15.059	15.215							
7	14:30:22.990	53.464	+0.364	23.301	14.844	15.319							
8	14:31:16.575	53.585	+0.485	23.305	15.003	15.277							
9	14:32:10.553	53.978	+0.878	23.441	15.044	15.493							
10	14:33:04.186	53.633	+0.533	23.489	14.906	15.238							
11	14:33:57.545	53.359	+0.259	23.315	14.838	15.206							
12	14:34:50.902	53.357	+0.257	23.116	15.082	15.159							





X30 SENIOR

Test-Session 3 odd

Track length: 1.315 Km

Session Started: 14:40:01

Best Lap by: 823 - Jason Bralic - 51.320


Rank	#	Driver	Nat	Sponsor Entrant	Nat	License E-License	Make	laps	Best Lap	Diff	In Lap	Penalty
1	823	Jason Bralic	NLD	SIM-ON	DEU	ITF46957 KBF39246	Kosmic/IAME/Komet	12	51.320		9	
2	895	Phil Colin Streng	DEU	ADAC Württemberg e.V. Ebert Motorsport	DEU	ITE42785 EL38528	LN/IAME/Komet	8	51.388	0.068	4	
3	877	Niklas Hirsch	DEU	MSC-Langenfeld e. V. im ADAC SIM-ON	DEU	ITF39320 KBF39246	Kosmic/IAME/Komet	13	51.429	0.109	13	
4	887	Torben Gründahl	DEU	MSC Groß Dölln e.V. im ADAC CV Performance Group	DEU	ITC-C14120 BIF38321	KR/IAME/Komet	12	51.446	0.126	12	
5	925	Charles Troxler	CHE	SIM-ON	DEU	ITF1054 KBF39246	Kosmic/IAME/Komet	13	51.602	0.282	13	
6	885	Carl Luthardt	DEU	Falcon Racing Team	NLD	ITE 37029 IBL11345	Falcon/IAME/Komet	14	51.605	0.285	12	
7	821	Manuel Wagner	DEU	RS-Motorsport	DEU	ITE 39259 KBF40372	CRG/IAME/Komet	12	51.701	0.381	5	
8	829	Lutz Ohsenbrink	DEU	KSL Racing Team	DEU	ITE40759 KBF1304585	Alonso/IAME/Komet	12	51.714	0.394	5	
9	891	Luka Koullen	NLD	PCH Racing	DEU	NKA50483 BIF39956	KR/IAME/Komet	15	51.772	0.452	8	
10	833	Jannik Remmert	DEU	VDB Kart Racing	DEU	ITE19994 KBF10478	Tony Kart/IAME/Komet	9	51.775	0.455	5	
11	815	Moritz Wolber	DEU	ADAC Südbaden e.V. NEES RACING	DEU	NKA16641 BIF17863	Maranello/IAME/Komet	12	51.823	0.503	4	
12	825	Julian Bub	DEU	Dörr Motorsport	DEU	ITF45440 BIC38420	KR/IAME/Komet	15	51.838	0.518	7	
13	807	Marlon Vatter	DEU	AT Motorsport	DEU	ITF38543 KBF38543	Expriit/IAME/Komet	14	51.840	0.520	13	
14	809	Luis Esser	DEU	RMW Motorsport	DEU	ITE 11661 KBF39010	OTK/IAME/Komet	10	51.853	0.533	9	
15	927	Colin Sandner	DEU	Team NKS	DEU	ITC-C17316 KBF42057	DR/IAME/	9	52.089	0.769	6	
16	855	Matti Klasen	DEU	DSK e.V. Ja zum Motorsport RMW Motorsport	DEU	ITE13782 BIC39010	Tony Kart/IAME/Komet	10	52.335	1.015	10	
17	817	Maximilian Engelstädter	DEU	Dörr Motorsport	DEU	NKA40565 BIF38420	KR/IAME/Komet	14	52.414	1.094	14	
18	811	Karl Schmiederer	DEU	RS-Motorsport	DEU	ITE39775 KBF40372	CRG/IAME/Komet	12	52.494	1.174	4	
19	843	Luis Simon	DEU	PCH Racing	DEU	NKA36581 KBF39956	LN/IAME/Komet	12	52.509	1.189	4	
20	905	Maxim Haroutounian	NLD	Falcon Racing Team	NLD	ITE49031 IBL11345	Falcon/IAME/Komet	4	52.876	1.556	4	
21	899	Luke Neubauer	DEU	AT Motorsport	DEU	ITE45043 KBF38996	OTK/IAME/Komet	10	53.070	1.750	5	
22	881	Jacob Trost	DEU	ADAC Hessen-Thüringen e.V. DUTT MOTORSPORT by FENSTER.COM	LUX	NKA41233 IDCK867	Tony Kart/IAME/Komet	0			0	

Timekeeper
M.Riehmers

Race Director
H.Seidel

These results are provisional until the conclusion of any judicial and technical matters!

Printed: 09.08.2024 / 14:56



INT. ADAC Kartrennen Arena E

X30 SENIOR

Arena E Mülsen 1,315 Km

Test-Session 3 odd

09.08.2024 14:40

Practice (15:00 Time) started at 14:40:01

Lap	Time of Day	Lap Tm	Diff	SF Tm	S1 Tm	S2 Tm
(823) Jason Braic						
1	14:43:25.661	52.722	+1.402	22.875	14.772	15.075
2	14:44:17.595	51.934	+0.614	22.677	14.453	14.804
3	14:45:09.338	51.743	+0.423	22.557	14.307	14.879
4	14:46:00.952	51.614	+0.294	22.408	14.264	14.942
5	14:46:52.324	51.372	+0.052	22.363	14.222	14.787
6	14:47:45.939	53.615	+2.295	24.350	14.535	14.730
7	14:50:32.510	2:46.571	+1:55.251	22.745	14.590	14.784
8	14:51:24.469	51.959	+0.639	22.413	14.645	14.901
9	14:52:15.789	51.320		22.377	14.267	14.676
10	14:53:08.045	52.256	+0.936	22.614	14.807	14.835
11	14:53:59.662	51.617	+0.297	22.500	14.285	14.832
12	14:54:51.076	51.414	+0.094	22.348	14.281	14.785

(895) Phil Colin Strenge						
1	14:44:07.596	52.789	+1.401	23.041	14.804	14.944
2	14:44:59.663	52.067	+0.679	22.611	14.545	14.911
3	14:45:51.402	51.739	+0.351	22.478	14.374	14.887
4	14:46:42.790	51.388		22.363	14.217	14.808
5	14:47:34.274	51.484	+0.096	22.429	14.263	14.792
6	14:48:25.730	51.456	+0.068	22.304	14.311	14.841
7	14:49:17.160	51.490	+0.042	22.350	14.207	14.873
8	14:50:08.847	51.687	+0.299	22.377	14.434	14.876

(877) Niklas Hirsch						
1	14:43:27.292	53.047	+1.618	23.222	14.888	14.937
2	14:44:19.489	52.197	+0.768	22.895	14.528	14.774
3	14:45:11.063	51.574	+0.145	22.421	14.411	14.742
4	14:46:02.527	51.464	+0.035	22.417	14.311	14.736
5	14:46:54.020	51.493	+0.064	22.351	14.253	14.889
6	14:47:45.564	51.544	+0.115	22.574	14.309	14.661
7	14:50:32.242	2:46.678	+1:55.249	22.772	14.560	14.883
8	14:51:23.872	51.630	+0.201	22.532	14.349	14.749
9	14:52:15.469	51.597	+0.168	22.479	14.311	14.807
10	14:53:07.873	52.404	+0.975	23.012	14.544	14.848
11	14:53:59.871	51.998	+0.569	22.930	14.361	14.707
12	14:54:51.477	51.606	+0.177	22.484	14.302	14.820
13	14:55:42.906	51.429		22.271	14.282	14.876

(887) Torben Gröndahl						
1	14:43:44.899	55.098	+3.652	24.409	15.680	15.009
2	14:44:37.013	52.114	+0.668	22.856	14.477	14.781
3	14:45:28.790	51.777	+0.331	22.632	14.428	14.717
4	14:46:20.772	51.982	+0.536	22.682	14.366	14.934
5	14:47:12.487	51.715	+0.269	22.506	14.440	14.769
6	14:48:04.363	51.876	+0.430	22.555	14.461	14.860
7	14:50:39.187	2:34.824	+1:43.378	22.661	14.511	14.861
8	14:51:31.121	51.934	+0.488	22.669	14.369	14.896
9	14:52:22.851	51.730	+0.284	22.557	14.339	14.834
10	14:53:14.552	51.701	+0.265	22.511	14.374	14.816
11	14:54:07.120	52.568	+1.122	23.291	14.443	14.834
12	14:54:58.566	51.446		22.452	14.328	14.666

(925) Charles Troxler						
1	14:43:28.269	52.769	+1.167	22.951	14.830	14.988
2	14:44:20.372	52.103	+0.501	22.683	14.526	14.894
3	14:45:12.355	51.983	+0.381	22.518	14.624	14.841
4	14:46:04.085	51.730	+0.128	22.517	14.299	14.914
5	14:46:56.580	52.495	+0.893	22.399	14.360	15.736
6	14:47:49.089	52.509	+0.907	23.014	14.509	14.986
7	14:50:31.381	2:42.292	+1:50.690	22.546	14.719	14.986
8	14:51:23.419	52.038	+0.436	22.595	14.487	14.956
9	14:52:15.410	51.991	+0.389	22.626	14.400	14.965
10	14:53:08.388	52.978	+1.376	23.478	14.637	14.863
11	14:54:00.315	51.927	+0.325	22.591	14.584	14.752
12	14:54:52.174	51.859	+0.257	22.454	14.413	14.992
13	14:55:43.776	51.602		22.403	14.312	14.887

(885) Carl Luthardt						
1	14:43:39.910	53.377	+1.772	23.622	14.740	15.015
2	14:44:32.108	52.198	+0.593	22.722	14.587	14.889
3	14:45:24.800	52.692	+1.087	22.677	14.669	15.346
4	14:46:17.542	52.742	+1.137	23.309	14.447	14.986

5	14:47:09.746	52.204	+0.599	22.664	14.521	15.019
6	14:48:02.425	52.679	+1.074	23.245	14.530	14.904
7	14:48:54.330	51.905	+0.300	22.602	14.396	14.907
8	14:49:46.214	51.884	+0.279	22.601	14.327	14.956
9	14:50:38.944	52.730	+1.125	22.699	14.619	15.412
10	14:51:31.433	52.489	+0.884	23.114	14.483	14.892
11	14:52:23.315	51.882	+0.277	22.686	14.392	14.804
12	14:53:14.920	51.605		22.463	14.324	14.818
13	14:54:06.611	51.691	+0.086	22.413	14.374	14.904
14	14:54:58.465	51.854	+0.249	22.481	14.477	14.896

(821) Manuel Wagner						
1	14:43:21.346	53.599	+1.898	23.518	14.901	15.180
2	14:44:33.834	52.488	+0.787	22.855	14.669	14.964
3	14:45:26.067	52.233	+0.532	22.835	14.466	14.932
4	14:46:18.237	52.170	+0.469	22.539	14.708	14.923
5	14:47:09.938	51.701		22.562	14.329	14.810
6	14:48:01.991	52.053	+0.352	22.736	14.374	14.943
7	14:48:56.802	54.811	+3.110	24.279	15.603	14.929
8	14:49:48.765	51.963	+0.262	22.578	14.392	14.993
9	14:52:38.530	2:49.765	+1:58.064	22.645	14.632	14.934
10	14:53:31.006	52.476	+0.775	22.719	14.578	15.179
11	14:54:23.233	52.227	+0.526	22.846	14.432	14.949
12	14:55:15.217	51.984	+0.283	22.664	14.357	14.963

(829) Lutz Ohnsenbrink						
1	14:43:25.276	52.963	+1.249	23.111	14.798	15.054
2	14:44:17.536	52.260	+0.546	22.821	14.517	14.922
3	14:45:09.762	52.226	+0.512	22.818	14.508	14.900
4	14:46:01.606	51.844	+0.130	22.608	14.353	14.883
5	14:46:53.320	51.714		22.480	14.330	14.904
6	14:47:45.379	52.059	+0.345	22.688	14.369	15.002
7	14:48:38.326	52.947	+1.233	23.219	14.812	14.916
8	14:49:30.254	51.928	+0.214	22.592	14.402	14.934
9	14:52:25.180	2:53.926	+2:03.212	22.482	14.633	15.005
10	14:53:17.169	51.989	+0.275	22.628	14.423	14.938
11	14:54:09.252	52.083	+0.369	22.585	14.466	15.032
12	14:55:01.340	52.088	+0.374	22.674	14.471	14.943

(891) Luka Koullen						
1	14:42:09.007	53.250	+1.478	23.206	14.865	15.179
2	14:43:02.831	53.824	+2.052	23.870	14.877	15.077
3	14:43:55.304	52.473	+0.701	22.750	14.582	15.141
4	14:44:47.492	52.188	+0.416	22.696	14.515	14.977
5	14:45:39.334	51.842	+0.070	22.513	14.392	14.937
6	14:46:31.278	51.944	+0.172	22.505	14.442	14.997
7	14:47:23.560	52.282	+0.510	22.745	14.499	15.038
8	14:48:15.332	51.772		22.491	14.355	14.926
9	14:49:07.307	51.975	+0.203	22.544	14.418	15.013
10	14:49:59.268	51.961	+0.189	22.503	14.435	15.023
11	14:50:51.366	52.098	+0.326	22.623	14.388	15.087
12	14:51:43.663	52.297	+0.525	22.757	14.479	15.061
13	14:52:35.663	52.000	+0.228	22.593	14.374	15.033
14	14:53:27.857	52.194	+0.422	22.736	14.372	15.086
15	14:54:20.017	52.160	+0.388	22.677	14.424	15.059

(833) Jannik Remmert						
1	14:43:25.819	53.424	+1.649	23.165	14.928	15.331
2	14:44:18.026	52.207	+0.432	22.668	14.597	14.942
3	14:45:10.044	52.018	+0.243	22.574	14.550	14.894
4	14:46:01.869					

INT. ADAC Kartrennen Arena E

X30 SENIOR

Arena E Mülsen 1,315 Km

Test-Session 3 odd

09.08.2024 14:40

Practice (15:00 Time) started at 14:40:01

Lap	Time of Day	Lap Tm	Diff	SF Tm	S1 Tm	S2 Tm	Lap	Time of Day	Lap Tm	Diff	SF Tm	S1 Tm	S2 Tm
7	14:50:35.674	2:42.676	+1:50.853	22.544	14.559	14.964	(817) Maximilian Engelstädter						
8	14:51:27.778	52.104	+0.281	22.733	14.439	14.932	1	14:43:41.829	54.200	+1.786	23.792	15.167	15.241
9	14:52:21.876	54.098	+2.275	24.333	14.597	15.168	2	14:44:35.441	53.612	+1.198	23.305	15.242	15.065
10	14:53:14.254	52.378	+0.555	23.072	14.355	14.951	3	14:45:28.266	52.825	+0.411	23.119	14.692	15.014
11	14:54:06.323	52.069	+0.246	22.671	14.427	14.971	4	14:46:22.514	54.248	+1.834	23.075	14.876	16.297
12	14:54:58.147	51.824	+0.001	22.555	14.311	14.958	5	14:47:15.297	52.783	+0.369	23.103	14.694	14.986
(825) Julian Bub							6	14:48:08.035	52.738	+0.324	22.882	14.718	15.138
1	14:42:09.082	53.034	+1.196	23.218	14.850	14.966	7	14:49:00.561	52.526	+0.112	22.911	14.633	14.982
2	14:43:02.464	53.382	+1.544	23.473	14.830	15.079	8	14:49:53.707	53.146	+0.732	23.007	14.597	15.542
3	14:43:54.979	52.515	+0.677	22.890	14.596	15.029	9	14:50:46.515	52.808	+0.394	23.156	14.647	15.005
4	14:44:47.013	52.034	+0.196	22.642	14.417	14.975	10	14:51:39.112	52.597	+0.183	23.016	14.574	15.007
5	14:45:39.008	51.995	+0.157	22.639	14.385	15.021	11	14:52:31.699	52.587	+0.173	22.990	14.578	15.019
6	14:46:30.908	51.900	+0.062	22.552	14.396	15.021	12	14:53:24.221	52.522	+0.108	22.918	14.557	15.047
7	14:47:22.746	51.838		22.506	14.376	14.956	13	14:54:16.975	52.754	+0.340	22.942	14.622	15.190
8	14:48:14.717	51.971	+0.133	22.601	14.381	14.989	14	14:55:09.389	52.414		22.937	14.510	14.967
9	14:49:07.019	52.302	+0.464	22.840	14.400	15.062	(811) Karl Schmiederer						
10	14:49:59.012	51.993	+0.155	22.595	14.377	15.021	1	14:43:42.097	54.047	+1.553	23.521	15.146	15.380
11	14:51:58.906	1:59.894	+1:08.056	23.152	14.775	15.050	2	14:44:35.239	53.142	+0.648	23.116	14.851	15.175
12	14:52:51.277	52.371	+0.533	22.854	14.479	15.038	3	14:45:27.826	52.587	+0.093	22.925	14.566	15.096
13	14:53:43.544	52.267	+0.429	22.740	14.474	15.053	4	14:46:20.320	52.494		22.842	14.509	15.143
14	14:54:35.521	51.977	+0.139	22.585	14.397	14.995	5	14:47:13.814	53.494	+1.000	22.804	15.399	15.291
15	14:55:27.439	51.918	+0.080	22.561	14.368	14.989	6	14:48:06.542	52.728	+0.234	22.803	14.723	15.202
(807) Marlon Vatter							7	14:48:59.147	52.605	+0.111	22.920	14.621	15.064
1	14:43:37.306	53.112	+1.272	23.223	14.750	15.139	8	14:49:51.713	52.566	+0.072	22.903	14.501	15.162
2	14:44:29.611	52.305	+0.465	22.740	14.589	14.976	9	14:52:39.225	2:47.512	+1:55.018	22.826	14.707	15.063
3	14:45:21.559	51.948	+0.108	22.547	14.493	14.908	10	14:53:31.830	52.605	+0.111	22.808	14.698	15.099
4	14:46:13.771	52.212	+0.372	22.643	14.597	14.972	11	14:54:24.519	52.689	+0.195	22.947	14.632	15.110
5	14:47:06.077	52.306	+0.466	22.618	14.722	14.966	12	14:55:17.263	52.744	+0.250	22.850	14.775	15.119
6	14:48:04.684	58.607	+6.767	27.109	16.242	15.256	(843) Luis Simon						
7	14:48:57.020	52.336	+0.496	22.643	14.743	14.950	1	14:42:42.436	56.116	+3.607	25.346	15.339	15.431
8	14:49:48.999	51.979	+0.139	22.661	14.432	14.886	2	14:43:35.938	53.502	+0.993	23.378	14.887	15.237
9	14:50:41.063	52.064	+0.224	22.492	14.502	15.070	3	14:44:29.037	53.099	+0.590	23.238	14.690	15.171
10	14:51:33.073	52.010	+0.170	22.605	14.468	14.937	4	14:45:21.546	52.509		22.946	14.479	15.084
11	14:52:25.490	52.417	+0.577	22.906	14.537	14.974	5	14:46:14.928	53.384	+0.873	23.624	14.639	15.119
12	14:53:17.486	51.996	+0.156	22.609	14.468	14.919	6	14:47:07.520	52.592	+0.083	22.986	14.505	15.101
13	14:54:09.326	51.840		22.453	14.489	14.898	7	14:48:00.188	52.668	+0.159	22.966	14.579	15.123
14	14:55:01.921	52.595	+0.755	22.803	14.792	15.000	8	14:48:52.736	52.548	+0.039	22.971	14.468	15.109
(809) Luis Esser							9	14:51:45.331	2:52.595	+2:00.086	23.164	14.884	15.270
1	14:43:43.724	55.265	+3.412	25.139	14.929	15.197	10	14:52:38.227	52.896	+0.387	23.180	14.629	15.087
2	14:44:36.492	52.768	+0.915	23.081	14.699	14.988	11	14:53:31.580	53.353	+0.844	22.926	15.340	15.087
3	14:45:28.665	52.173	+0.320	22.747	14.523	14.903	12	14:54:24.256	52.676	+0.167	23.032	14.542	15.102
4	14:46:21.615	52.950	+1.097	23.049	14.689	15.212	(905) Maxim Haroutounian						
5	14:47:13.711	52.096	+0.243	22.490	14.548	15.058	1	14:43:33.551	55.039	+2.163	23.651	15.664	15.724
6	14:48:05.668	51.957	+0.104	22.587	14.461	14.909	2	14:44:26.534	52.983	+0.107	23.094	14.733	15.156
7	14:48:57.020	4:21.357	+3:29.504	22.560	14.714	15.025	3	14:45:20.024	53.490	+0.614	23.398	14.906	15.186
8	14:49:48.999	52.003	+0.150	22.655	14.454	14.894	4	14:46:12.900	52.876		23.038	14.705	15.133
9	14:50:41.063	51.853		22.489	14.409	14.955	(899) Luke Neubauer						
10	14:51:33.073	51.885	+0.032	22.531	14.499	14.855	1	14:43:37.909	53.816	+0.746	23.672	15.002	15.142
(927) Colin Sandner							2	14:44:31.273	53.364	+0.294	23.276	14.911	15.177
1	14:44:10.867	53.216	+1.127	23.334	14.661	15.221	3	14:45:24.537	53.264	+0.194	23.159	14.775	15.330
2	14:45:03.748	52.881	+0.792	23.061	14.631	15.189	4	14:46:18.928	54.391	+1.321	23.833	15.258	15.300
3	14:45:56.297	52.549	+0.460	22.924	14.535	15.090	5	14:47:11.998	53.070		23.182	14.721	15.167
4	14:46:48.520	52.223	+0.134	22.755	14.396	15.072	6	14:48:05.079	53.081	+0.011	23.264	14.754	15.063
5	14:47:40.791	52.271	+0.182	22.873	14.394	15.004	7	14:48:58.199	53.120	+0.050	23.085	14.952	15.083
6	14:48:32.880	52.089		22.725	14.342	15.022	8	14:49:54.274	56.075	+3.005	23.185		
7	14:49:25.335	52.455	+0.366	22.807	14.579	15.069	9	14:50:48.439	54.165	+1.095	23.773	15.052	15.340
8	14:50:17.596	52.261	+0.172	22.819	14.388	14.988	10	14:51:41.826	53.387	+0.317	23.361	14.860	15.166
9	14:51:09.939	52.343	+0.254	22.936	14.365	15.042	(855) Matti Klases						
(927) Colin Sandner							1	14:43:33.959	53.361	+1.026	23.301	15.037	15.023
1	14:43:33.959	53.361	+1.026	23.301	15.037	15.023	2	14:44:26.606	52.647	+0.312	22.853	14.874	14.920
2	14:44:26.606	52.647	+0.312	22.853	14.874	14.920	3	14:45:19.436	52.830	+0.495	23.061	14.724	15.045
3	14:45:19.436	52.830	+0.495	23.061	14.724	15.045	4	14:46:12.113	52.677	+0.342	22.837	14.705	15.135
4	14:46:12.113	52.677	+0.342	22.837	14.705	15.135	5	14:47:04.587	52.474	+0.139	22.844	14.594	15.036
5	14:47:04.587	52.474	+0.139	22.844	14.594	15.036	6	14:51:30.704	4:26.117	+3:33.782	22.937	14.910	16.095
6	14:51:30.704	4:26.117	+3:33.782	22.937	14.910	16.095	7	14:52:24.003	53.299	+0.964	23.750	14.667	14.882
7	14:52:24.003	53.299	+0.964	23.750	14.667	14.882	8	14:53:16.605	52.602	+0.267	22.919	14.721	14.962
8	14:53:16.605	52.602	+0.267	22.919	14.721	14.962	9	14:54:09.101	52.496	+0.161	22.846	14.661	14.989
9	14:54:09.101	52.496	+0.161	22.846	14.661	14.989	10	14:55:01.436	52.335		22.746	14.788	14.801
10	14:55:01.436	52.335		22.746	14.788	14.801							

Orbits





X30 SENIOR

Test-Session 4 even

Track length: 1.315 Km
Session Started: 17:00:03
Best Lap by: 822 - Elia Weiss - 51.272

Rank	#	Driver	Nat	Sponsor Entrant	Nat	License E-License	Make	laps	Best Lap	Diff	In Lap	Penalty
1	822	Elia Weiss	DEU	DSK e.V. Ja zum Motorsport SIM-ON	DEU	ITE38504 KBF39246	Kosmic/IAME/Komet	14	51.272		9	
2	820	Felix Maurer	DEU	DUTT MOTORSPORT by FENSTER.com	LUX	NKA41244 IBLK867	Tony Kart/IAME/Komet	16	51.509	0.237	5	
3	830	Max Hezel	DEU	ADAC Hessen-Thüringen e.V. CV Performance Group	DEU	ITF38265 BIF38321	KR/IAME/Komet	11	51.545	0.273	10	
4	876	Cemil Bayyati	DEU	Dörr Motorsport	DEU	ITG15366 BIF38420	KR/IAME/Komet	14	51.550	0.278	5	
5	854	Daniel Brozovic	DEU	Valier Motorsport	DEU	ITE 42036 KBF39300	Energy/IAME/Komet	16	51.578	0.306	6	
6	812	Rocco Curcio	DEU	ADAC Württemberg e.V. AT-Motorsport	DEU	ITE29607 KBF38996	Exprit/IAME/Komet	5	51.586	0.314	5	
7	898	Hawk Baylaan White	GBR	AT Motorsport	DEU	ITE40903 BIC38996	Exprit/IAME/Komet	16	51.712	0.440	12	
8	890	Leonard Hocker	DEU	RS-Motorsport	DEU	NKA22440 KBF40372	CRG/IAME/Komet	6	51.719	0.447	5	
9	920	Donar Munding	LIE	Stern Motorsport	DEU	ITC-C1449 BIC38195	KR/IAME/Komet	14	51.796	0.524	6	
10	810	Daniel Guinchard	GBR	SFR Motorsport	GBR	ITC-C292117 IBL368379	KR/IAME/Komet	13	51.798	0.526	7	
11	884	Davin Singer	DEU	ADAC Südbaden e.V. CV Performance Group	DEU	ITE 23384 BIF38321	KR/IAME/Komet	12	51.801	0.529	11	
12	816	Elias Schorneck	DEU	VDB Kart Racing	DEU	ITE40538 KBF10478	Tony Kart/IAME/Komet	14	51.877	0.605	14	
13	836	Max Ohsenbrink	DEU	KSL Racing Team	DEU	ITE18670 KBF1304585	Alonso/IAME/Komet	12	51.898	0.626	8	
14	806	Moritz Fischer	DEU	ADAC Pfalz e.V. DUTT MOTORSP. by FENSTER.COM	LUX	NKA26409 IBLK867	Tony Kart/IAME/Komet	13	51.945	0.673	13	
15	904	Tobias Feeser	DEU	Sonja Feeser	DEU	ITE13863 BEK1198789	KR/IAME/Komet	9	51.957	0.685	5	
16	808	Eric Wess	DEU	Kartshop Ampfing	DEU	ITE44964 KBF25142	Drago Corse/IAME/Komet	14	52.051	0.779	4	
17	888	Louis Schütze	DEU	Ebert Motorsport	DEU	ITE 17941 KBF38528	OTK/IAME/Komet	10	52.079	0.807	4	
18	844	Kevin Wagner	DEU	MSC-Langenfeld e. V. im ADAC TB Racing Team	DEU	ITE 11828 KBF38262	KR/IAME/Komet	13	52.119	0.847	9	
19	924	Leonard Frey	DEU	Team Hemkemeyer	DEU	NKA39318 IDC42853	OTK /IAME /Komet	14	52.164	0.892	4	
20	926	Arham Gandhi	DEU	Team Hemkemeyer	DEU	NKA41855 KBF42853	Maranello /IAME/	16	52.206	0.934	8	
21	818	Matthy Vandebroek	DEU	VDB Kart Racing	DEU	ITE 11491 KBF10478	Tony Kart/IAME/Komet	16	52.301	1.029	10	
22	834	Moritz Schwing	DEU	Team NKS	DEU	ITE 12057 KBF29153	DR/IAME/Komet	13	52.381	1.109	6	
23	882	Colin Hahn	DEU	Team Hemkemeyer	DEU	NKA25476 KBF42853	Sodi/IAME/Komet	8	52.629	1.357	7	
24	872	Tobias Burgstahler	DEU	ADAC Württemberg e.V. Stern Motorsport	DEU	NKA38364 KBF38195	KR/IAME/Komet	13	53.031	1.759	4	
25	980	Benno Drelok	DEU	Rocco Drelok	DEU	NKA10580 BEK1204567	Tony Kart/IAME/Komet	13	53.088	1.816	3	

Timekeeper
M.Riehmers

Race Director
H.Seidel

These results are provisional until the conclusion of any judicial and technical matters!

Printed: 09.08.2024 / 17:16



INT. ADAC Kartrennen Arena E

X30 SENIOR

Arena E Mülsen 1,315 Km

Test-Session 4 even

09.08.2024 17:00

Practice (15:00 Time) started at 17:00:03

Lap	Time of Day	Lap Tm	Diff	SF Tm	S1 Tm	S2 Tm	Lap	Time of Day	Lap Tm	Diff	SF Tm	S1 Tm	S2 Tm
(822) Elia Weiss							10	17:09:52.602	51.732	+0.154	22.553	14.316	14.863
1	17:03:40.728	52.149	+0.877	22.817	14.377	14.955	11	17:10:44.299	51.697	+0.119	22.444	14.341	14.912
2	17:04:32.433	51.705	+0.433	22.560	14.233	14.912	12	17:11:36.044	51.745	+0.167	22.554	14.317	14.874
3	17:05:23.891	51.458	+0.186	22.415	14.218	14.825	13	17:12:27.792	51.748	+0.170	22.514	14.378	14.856
4	17:06:15.253	51.362	+0.090	22.338	14.202	14.822	14	17:13:19.472	51.680	+0.102	22.479	14.328	14.873
5	17:07:06.643	51.390	+0.118	22.306	14.186	14.898	15	17:14:11.198	51.726	+0.148	22.514	14.357	14.855
6	17:07:57.971	51.328	+0.056	22.355	14.119	14.854	16	17:15:02.879	51.681	+0.103	22.466	14.335	14.880
7	17:08:50.091	52.120	+0.848	22.492	14.747	14.881	(812) Rocco Curcio						
8	17:09:41.486	51.395	+0.123	22.356	14.221	14.818	1	17:02:09.249	52.721	+1.135	22.991	14.665	15.065
9	17:10:32.758	51.272		22.243	14.184	14.845	2	17:03:01.950	52.701	+1.115	22.857	14.849	14.995
10	17:11:24.210	51.452	+0.180	22.419	14.211	14.822	3	17:03:53.827	51.877	+0.291	22.641	14.330	14.906
11	17:12:18.821	54.611	+3.339	22.539	16.844	15.228	4	17:04:45.743	51.916	+0.330	22.675	14.353	14.888
12	17:13:10.370	51.549	+0.277	22.453	14.253	14.843	5	17:05:37.329	51.556		22.460	14.325	14.801
13	17:14:01.898	51.528	+0.256	22.452	14.217	14.859	(898) Hawk Baylaan White						
14	17:14:53.358	51.460	+0.188	22.385	14.231	14.844	1	17:02:05.756	52.746	+1.034	23.010	14.851	14.885
(820) Felix Maurer							2	17:02:58.534	52.778	+1.066	23.087	14.714	14.977
1	17:02:10.068	52.744	+1.235	23.032	14.621	15.091	3	17:03:51.010	52.476	+0.764	22.870	14.675	14.931
2	17:03:02.572	52.504	+0.995	22.724	14.756	15.024	4	17:04:44.538	53.528	+1.816	24.023	14.608	14.897
3	17:03:54.505	51.933	+0.424	22.800	14.313	14.820	5	17:05:36.723	52.185	+0.473	22.728	14.510	14.947
4	17:04:46.199	51.694	+0.185	22.453	14.389	14.852	6	17:06:28.592	51.869	+0.157	22.566	14.431	14.872
5	17:05:37.708	51.509		22.408	14.322	14.779	7	17:07:20.577	51.985	+0.273	22.580	14.526	14.879
6	17:06:29.507	51.799	+0.290	22.685	14.323	14.791	8	17:08:12.571	51.994	+0.282	22.603	14.441	14.950
7	17:07:21.248	51.741	+0.232	22.607	14.812	14.822	9	17:09:05.068	52.497	+0.785	22.769	14.586	15.142
8	17:08:13.214	51.966	+0.457	22.641	14.407	14.918	10	17:09:57.221	52.153	+0.441	22.841	14.415	14.897
9	17:09:05.097	51.883	+0.374	22.653	14.404	14.826	11	17:10:49.762	52.541	+0.829	22.850	14.636	15.055
10	17:09:57.277	52.180	+0.671	22.751	14.691	14.738	12	17:11:41.474	51.712		22.548	14.331	14.833
11	17:10:49.350	52.073	+0.564	22.721	14.380	14.972	13	17:12:33.325	51.851	+0.139	22.528	14.525	14.798
12	17:11:41.296	51.946	+0.437	22.649	14.389	14.908	14	17:13:25.610	52.285	+0.573	22.676	14.605	15.004
13	17:12:33.208	51.912	+0.403	22.598	14.475	14.839	15	17:14:17.490	51.880	+0.168	22.573	14.346	14.961
14	17:13:25.667	52.459	+0.950	22.736	14.769	14.954	16	17:15:09.333	51.843	+0.131	22.566	14.342	14.935
15	17:14:17.958	52.291	+0.782	22.665	14.644	14.982	(890) Leonard Hocker						
16	17:15:10.193	52.235	+0.726	22.657	14.761	14.817	1	17:02:07.272	53.508	+1.789	23.196	15.060	15.252
(830) Max Hezel							2	17:03:00.107	52.835	+1.116	23.462	14.527	14.846
1	17:05:50.298	52.244	+0.699	22.788	14.548	14.908	3	17:03:51.993	51.886	+0.167	22.742	14.398	14.746
2	17:06:41.976	51.678	+0.133	22.397	14.554	14.727	4	17:04:43.928	51.935	+0.216	22.751	14.390	14.794
3	17:07:38.126	56.160	+4.605	26.685	14.628	14.837	5	17:05:35.647	51.719		22.505	14.497	14.717
4	17:08:29.806	51.680	+0.135	22.462	14.448	14.770	6	17:06:27.457	51.810	+0.091	22.570	14.479	14.761
5	17:09:21.517	51.711	+0.166	22.406	14.496	14.809	(920) Donar Munding						
6	17:10:13.750	52.233	+0.688	22.708	14.614	14.911	1	17:02:05.737	53.485	+1.689	23.399	15.056	15.030
7	17:11:05.450	51.700	+0.155	22.557	14.405	14.738	2	17:02:59.105	53.368	+1.572	23.680	14.583	15.105
8	17:11:57.185	51.735	+0.190	22.603	14.430	14.702	3	17:03:51.303	52.198	+0.402	22.799	14.499	14.900
9	17:12:48.917	51.732	+0.187	22.378	14.471	14.883	4	17:04:43.443	52.140	+0.344	22.772	14.468	14.900
10	17:13:40.462	51.545		22.422	14.843	14.780	5	17:05:35.243	51.800	+0.004	22.589	14.313	14.898
11	17:14:33.256	52.794	+1.249	22.434	15.481	14.879	6	17:06:27.039	51.795		22.496	14.401	14.899
(876) Cemil Bayyati							7	17:07:18.885	51.846	+0.050	22.627	14.330	14.889
1	17:02:12.239	52.910	+1.360	23.104	14.673	15.133	8	17:10:23.261	3:04.376	+2:12.580	22.645	14.673	15.000
2	17:03:04.570	52.331	+0.781	22.896	14.478	14.957	9	17:11:15.435	52.174	+0.378	22.860	14.371	14.943
3	17:03:56.614	52.044	+0.494	22.642	14.375	15.027	10	17:12:07.501	52.066	+0.270	22.704	14.402	14.960
4	17:04:48.231	51.617	+0.067	22.415	14.340	14.862	11	17:12:59.390	51.889	+0.093	22.562	14.418	14.909
5	17:05:39.781	51.550		22.370	14.395	14.785	12	17:13:51.537	52.147	+0.351	22.451	14.566	15.130
6	17:06:31.687	51.906	+0.356	22.536	14.483	14.887	13	17:14:43.755	52.218	+0.422	22.648	14.616	14.954
7	17:07:23.561	51.874	+0.324	22.647	14.353	14.874	14	17:15:35.763	52.008	+0.212	22.615	14.394	14.999
8	17:08:15.249	51.688	+0.138	22.474	14.357	14.857	(810) Daniel Guinchard						
9	17:09:06.989	51.740	+0.190	22.477	14.377	14.886	1	17:02:05.485	52.929	+1.131	23.078	14.716	15.135
10	17:11:40.608	2:33.619	+1:42.069	22.684	14.496	15.004	2	17:02:57.877	52.392	+0.594	22.861	14.513	15.018
11	17:12:32.732	52.124	+0.574	22.671	14.451	15.002	3	17:03:51.572	53.695	+1.897	24.329	14.525	14.841
12	17:13:26.241	53.509	+1.959	23.888	14.743	14.878	4	17:04:43.553	51.981	+0.183	22.674	14.537	14.770
13	17:14:18.065	51.824	+0.274	22.595	14.427	14.802	5	17:05:35.589	52.036	+0.238	22.635	14.548	14.853
14	17:15:10.127	52.062	+0.512	22.669	14.469	14.924	6	17:06:27.399	51.810	+0.012	22.556	14.432	14.822
(854) Daniel Brozovic							7	17:07:19.197	51.798		22.504	14.424	14.870
1	17:02:06.071	52.792	+1.214	23.323	14.648	14.821	8	17:10:04.293	2:45.096	+1:53.298	22.560	14.499	14.983
2	17:02:58.539	52.468	+0.890	22.987	14.672	14.809	9	17:10:56.336	52.043	+0.245	22.702	14.361	14.980
3	17:03:50.565	52.026	+0.448	22.696	14.444	14.886	10	17:11:48.364	52.028	+0.230	22.726	14.351	14.951
4	17:04:42.264	51.699	+0.121	22.528	14.322	14.849	11	17:12:40.364	52.000	+0.202	22.646	14.341	15.013
5	17:05:34.023	51.759	+0.181	22.525	14.376	14.858	12	17:13:32.360	51.996	+0.198	22.631	14.379	14.986
6	17:06:25.601	51.578		22.405	14.361	14.812	13	17:14:24.414	52.054	+0.256	22.630	14.361	15.063
7	17:07:17.365	51.764	+0.186	22.524	14.376	14.864	(884) Davin Singer						
8	17:08:09.031	51.666	+0.088	22.477	14.379	14.810	1	17:04:21.367	52.904	+1.103	23.309	14.587	15.008
9	17:09:00.870	51.839	+0.261	22.541	14.447	14.851							

Orbits



INT. ADAC Kartrennen Arena E

X30 SENIOR

Arena E Mülsen 1,315 Km

Test-Session 4 even

09.08.2024 17:00

Practice (15:00 Time) started at 17:00:03

Lap	Time of Day	Lap Tm	Diff	SF Tm	S1 Tm	S2 Tm	Lap	Time of Day	Lap Tm	Diff	SF Tm	S1 Tm	S2 Tm
2	17:05:14.049	52.682	+0.881	23.068	14.580	15.034	6	17:06:30.397	53.128	+1.077	23.533	14.459	15.136
3	17:06:06.243	52.194	+0.393	22.800	14.447	14.947	7	17:07:22.890	52.493	+0.442	22.769	14.435	15.289
4	17:06:58.294	52.051	+0.250	22.727	14.395	14.929	8	17:10:05.193	2:42.303	+1:50.252	22.799	14.533	15.096
5	17:07:50.311	52.017	+0.216	22.583	14.424	15.010	9	17:10:57.569	52.366	+0.315	22.813	14.426	15.127
6	17:08:42.223	51.912	+0.111	22.633	14.373	14.906	10	17:11:49.930	52.371	+0.320	22.761	14.407	15.203
7	17:09:34.045	51.822	+0.021	22.584	14.329	14.909	11	17:12:42.462	52.532	+0.481	22.768	14.539	15.225
8	17:10:25.873	51.828	+0.027	22.563	14.401	14.864	12	17:13:34.833	52.371	+0.320	22.775	14.456	15.140
9	17:11:17.710	51.837	+0.036	22.571	14.333	14.933	13	17:14:27.099	52.266	+0.215	22.766	14.383	15.117
10	17:12:09.664	51.954	+0.153	22.499	14.425	15.030	14	17:15:19.339	52.240	+0.189	22.744	14.334	15.162
11	17:13:01.465	51.801		22.620	14.294	14.887	(888) Louis Schütze						
12	17:15:30.731	2:29.266	+1:37.465	22.838	14.519	14.958	1	17:02:16.226	52.920	+0.841	23.032	14.779	15.109
(816) Elias Schorneck							2	17:03:08.748	52.522	+0.443	22.845	14.629	15.048
1	17:02:12.768	52.802	+0.925	22.994	14.782	15.026	3	17:04:00.990	52.242	+0.163	22.708	14.634	14.900
2	17:03:05.469	52.701	+0.824	23.039	14.577	15.085	4	17:04:53.069	52.079		22.492	14.660	14.927
3	17:03:57.726	52.257	+0.380	22.744	14.465	15.048	5	17:05:45.521	52.452	+0.373	22.938	14.585	14.929
4	17:04:49.969	52.243	+0.366	22.660	14.571	15.012	6	17:06:38.396	52.875	+0.796	23.111	14.671	15.093
5	17:05:41.981	52.012	+0.135	22.608	14.436	14.968	7	17:07:31.514	53.118	+1.039	23.455	14.578	15.085
6	17:06:33.884	51.903	+0.026	22.596	14.381	14.926	8	17:08:23.744	52.230	+0.151	22.702	14.492	15.036
7	17:07:26.053	52.169	+0.292	22.753	14.440	14.976	9	17:09:15.942	52.198	+0.119	22.644	14.506	15.048
8	17:10:16.121	2:50.068	+1:58.191	22.601	15.064	15.103	10	17:10:09.400	53.458	+1.379	23.518	14.969	14.971
9	17:11:08.488	52.367	+0.490	22.839	14.525	15.003	(844) Kevin Wagner						
10	17:12:00.522	52.034	+0.157	22.618	14.519	14.897	1	17:04:06.737	53.407	+1.288	23.192	14.775	15.440
11	17:12:52.620	52.098	+0.221	22.744	14.464	14.890	2	17:04:59.257	52.520	+0.401	22.856	14.575	15.089
12	17:13:44.765	52.145	+0.268	22.693	14.496	14.956	3	17:05:51.450	52.193	+0.074	22.654	14.534	15.005
13	17:14:36.646	51.881	+0.004	22.612	14.403	14.866	4	17:06:43.986	52.536	+0.417	22.792	14.752	14.992
14	17:15:28.523	51.877		22.596	14.353	14.928	5	17:07:36.785	52.799	+0.680	22.748	14.594	15.457
(836) Max Ohsenbrink							6	17:08:29.156	52.371	+0.252	22.790	14.589	14.992
1	17:03:55.503	52.650	+0.752	22.913	14.628	15.109	7	17:09:21.940	52.784	+0.665	22.601	15.135	15.048
2	17:04:47.756	52.253	+0.355	22.721	14.520	15.012	8	17:10:14.502	52.562	+0.443	22.908	14.654	15.000
3	17:05:39.696	51.940	+0.042	22.622	14.487	14.831	9	17:11:06.621	52.119		22.683	14.415	15.021
4	17:06:31.903	52.207	+0.309	22.766	14.598	14.843	10	17:12:00.266	53.645	+1.526	23.844	14.743	15.058
5	17:07:24.255	52.352	+0.454	22.710	14.542	15.100	11	17:12:52.525	52.259	+0.140	22.724	14.505	15.030
6	17:08:16.308	52.053	+0.155	22.635	14.483	14.935	12	17:13:45.180	52.655	+0.536	23.092	14.551	15.012
7	17:11:03.297	2:46.989	+1:55.091	22.600	14.622	14.889	13	17:14:37.463	52.283	+0.164	22.665	14.541	15.077
8	17:11:55.195	51.898		22.473	14.517	14.908	(924) Leonard Frey						
9	17:12:47.385	52.190	+0.292	22.686	14.517	14.987	1	17:02:15.310	53.496	+1.332	23.458	14.839	15.199
10	17:13:39.658	52.273	+0.375	22.948	14.527	14.798	2	17:03:08.292	52.982	+0.818	22.958	14.788	15.236
11	17:14:31.725	52.067	+0.169	22.642	14.480	14.945	3	17:04:00.792	52.500	+0.336	22.981	14.522	14.997
12	17:15:23.773	52.048	+0.150	22.534	14.490	15.024	4	17:04:52.956	52.164		22.555	14.577	15.032
(806) Moritz Fischer							5	17:05:46.668	53.712	+1.548	23.575	14.766	15.371
1	17:02:39.473	53.324	+1.379	23.395	14.746	15.183	6	17:06:40.022	53.354	+1.190	23.044	15.140	15.170
2	17:03:32.137	52.664	+0.719	22.904	14.568	15.192	7	17:07:32.986	52.964	+0.800	22.861	14.918	15.185
3	17:04:24.558	52.421	+0.476	22.775	14.541	15.105	8	17:08:25.342	52.356	+0.192	22.851	14.485	15.020
4	17:05:16.938	52.380	+0.435	22.782	14.426	15.172	9	17:09:17.910	52.568	+0.404	22.777	14.629	15.162
5	17:06:09.033	52.095	+0.150	22.618	14.407	15.070	10	17:10:10.383	52.473	+0.309	22.956	14.492	15.025
6	17:07:01.110	52.077	+0.132	22.619	14.452	15.006	11	17:11:02.854	52.471	+0.307	22.880	14.467	15.124
7	17:07:53.271	52.161	+0.216	22.743	14.416	15.002	12	17:11:55.452	52.598	+0.434	22.831	14.748	15.019
8	17:08:45.453	52.182	+0.237	22.749	14.435	14.998	13	17:14:35.354	2:39.902	+1:47.738	23.284	14.732	15.182
9	17:09:37.534	52.081	+0.136	22.699	14.365	15.017	14	17:15:28.089	52.735	+0.571	22.866	14.542	15.327
10	17:12:35.855	2:58.321	+2:06.376	22.594	14.684	15.301	(926) Arham Gandhi						
11	17:13:28.102	52.247	+0.302	22.732	14.515	15.000	1	17:02:16.890	53.504	+1.298	23.474	14.855	15.175
12	17:14:20.115	52.013	+0.068	22.568	14.432	15.013	2	17:03:10.379	53.489	+1.283	23.064	14.880	15.545
13	17:15:12.060	51.945		22.566	14.381	14.998	3	17:04:03.079	52.700	+0.494	22.964	14.580	15.156
(904) Tobias Feeser							4	17:04:55.591	52.512	+0.306	22.901	14.556	15.055
1	17:08:26.844	53.333	+1.376	23.110	15.167	15.056	5	17:05:48.119	52.528	+0.322	22.893	14.559	15.076
2	17:09:19.223	52.379	+0.422	22.840	14.624	14.915	6	17:06:41.048	52.929	+0.723	22.886	14.557	15.486
3	17:10:11.192	51.969	+0.012	22.634	14.457	14.878	7	17:07:34.076	53.028	+0.822	23.312	14.607	15.109
4	17:11:03.540	52.348	+0.391	22.887	14.642	14.819	8	17:08:26.282	52.206		22.666	14.524	15.016
5	17:11:55.497	51.957		22.624	14.505	14.828	9	17:09:18.758	52.476	+0.270	22.850	14.495	15.131
6	17:12:47.497	52.000	+0.043	22.719	14.481	14.800	10	17:10:11.114	52.356	+0.150	22.813	14.500	15.043
7	17:13:39.580	52.083	+0.126	22.684	14.480	14.919	11	17:11:04.249	53.135	+0.929	23.286	14.581	15.268
8	17:14:31.849	52.269	+0.312	22.650	14.728	14.891	12	17:11:56.955	52.706	+0.500	22.888	14.513	15.305
9	17:15:24.040	52.191	+0.234	22.629	14.517	15.045	13	17:12:49.593	52.638	+0.432	22.967	14.524	15.147
(808) Eric Wess							14	17:13:42.119	52.526	+0.320	22.912	14.493	15.121
1	17:02:07.627	54.375	+2.324	23.481	15.158	15.736	15	17:14:34.754	52.635	+0.429	22.837	14.605	15.193
2	17:03:00.761	53.134	+1.083	23.350	14.687	15.097	16	17:15:27.364	52.610	+0.404	22.916	14.508	15.186
3	17:03:53.155	52.394	+0.343	22.817	14.467	15.110	(818) Matthy Vandebroek						
4	17:04:45.206	52.051		22.602	14.421	15.028	1	17:02:15.074	53.514	+1.213	23.407	14.777	15.330
5	17:05:37.269	52.063	+0.012	22.706	14.388	14.969	2	17:03:08.006	52.932	+0.631	23.078	14.635	15.219

Orbits





INT. ADAC Kartrennen Arena E

X30 SENIOR

Arena E Mülsen 1,315 Km

Test-Session 4 even

09.08.2024 17:00

Practice (15:00 Time) started at 17:00:03

Lap	Time of Day	Lap Tm	Diff	SF Tm	S1 Tm	S2 Tm	Lap	Time of Day	Lap Tm	Diff	SF Tm	S1 Tm	S2 Tm
3	17:04:00.473	52.467	+0.166	22.930	14.474	15.063							
4	17:04:52.847	52.374	+0.073	22.611	14.624	15.139							
5	17:05:45.466	52.619	+0.318	22.891	14.621	15.107							
6	17:06:39.274	53.808	+1.507	23.660	14.810	15.338							
7	17:07:32.042	52.768	+0.467	22.966	14.656	15.146							
8	17:08:24.414	52.372	+0.071	22.844	14.537	14.991							
9	17:09:16.937	52.523	+0.222	22.898	14.571	15.054							
10	17:10:09.238	52.301		22.613	14.591	15.097							
11	17:11:01.762	52.524	+0.223	22.889	14.500	15.135							
12	17:11:54.232	52.470	+0.169	22.891	14.471	15.108							
13	17:12:46.900	52.668	+0.367	23.004	14.541	15.123							
14	17:13:39.477	52.577	+0.276	22.890	14.513	15.174							
15	17:14:32.443	52.966	+0.665	23.200	14.612	15.154							
16	17:15:24.807	52.364	+0.063	22.698	14.525	15.141							

(834) Moritz Schwing

1	17:02:07.012	53.945	+1.564	23.376	15.282	15.287							
2	17:03:01.128	54.116	+1.735	24.380	14.697	15.039							
3	17:03:53.678	52.550	+0.169	22.994	14.519	15.037							
4	17:04:46.755	53.077	+0.696	23.145	14.878	15.054							
5	17:05:39.251	52.496	+0.115	22.835	14.555	15.106							
6	17:06:31.632	52.381		22.845	14.529	15.007							
7	17:07:24.594	52.962	+0.581	23.264	14.589	15.109							
8	17:08:17.068	52.474	+0.093	22.864	14.500	15.110							
9	17:09:09.858	52.790	+0.409	22.928	14.623	15.239							
10	17:12:16.016	3:06.158	+2:13.777	23.015	16.076	15.536							
11	17:13:09.556	53.540	+1.159	23.383	14.766	15.391							
12	17:14:02.881	53.325	+0.944	23.204	14.899	15.222							
13	17:14:55.950	53.069	+0.688	23.069	14.709	15.291							

(882) Colin Hahn

1	17:07:37.351	5:20.210	+4:27.581	4:48.238	15.601	16.371							
2	17:08:33.087	55.736	+3.107	24.797	15.451	15.488							
3	17:09:26.780	53.693	+1.064	23.509	14.914	15.270							
4	17:10:19.866	53.086	+0.457	23.194	14.666	15.226							
5	17:11:12.966	53.100	+0.471	23.215	14.752	15.133							
6	17:12:05.716	52.760	+0.121	22.932	14.649	15.169							
7	17:12:58.345	52.629		22.938	14.652	15.039							
8	17:13:51.493	53.148	+0.519	23.206	14.630	15.312							

(872) Tobias Burgstahler

1	17:02:12.521	54.345	+1.314	23.590	15.070	15.685							
2	17:03:06.290	53.769	+0.738	23.761	14.773	15.235							
3	17:03:59.757	53.467	+0.436	23.292	14.848	15.327							
4	17:04:52.788	53.031		23.075	14.714	15.242							
5	17:05:46.526	53.738	+0.707	23.608	14.774	15.356							
6	17:06:41.270	54.744	+1.713	23.336	15.558	15.850							
7	17:07:34.654	53.384	+0.353	23.314	14.738	15.332							
8	17:08:28.270	53.616	+0.585	23.185	14.963	15.468							
9	17:11:11.166	2:42.896	+1:49.865	23.079	14.937	15.469							
10	17:12:04.768	53.602	+0.571	23.377	14.825	15.400							
11	17:12:58.287	53.519	+0.488	23.509	14.869	15.141							
12	17:13:53.019	54.732	+1.701	24.495	14.976	15.261							
13	17:14:46.741	53.722	+0.691	23.352	14.920	15.450							

(980) Benno Drelok

1	17:02:10.783	54.965	+1.877	23.543	15.460	15.962							
2	17:03:04.586	53.803	+0.715	23.479	14.913	15.411							
3	17:03:57.674	53.088		23.201	14.679	15.208							
4	17:04:52.229	54.555	+1.467	24.171	14.939	15.445							
5	17:05:45.503	53.274	+0.186	23.198	14.764	15.312							
6	17:06:41.402	55.899	+2.811	23.958	15.878	16.063							
7	17:07:35.045	53.643	+0.555	23.358	14.963	15.322							
8	17:08:28.163	53.118	+0.030	23.040	14.792	15.286							
9	17:09:21.406	53.243	+0.155	23.116	14.818	15.309							
10	17:10:17.754	56.348	+3.260	25.533	15.314	15.501							
11	17:11:11.427	53.673	+0.585	23.548	14.856	15.269							
12	17:12:04.828	53.401	+0.313	23.226	14.859	15.316							
13	17:12:58.267	53.439	+0.351	23.313	14.742	15.384							





X30 SENIOR

Test-Session 4 odd


Track length: 1.315 Km
Session Started: 17:20:00
Best Lap by: 823 - Jason Bralic - 51.437

Rank	#	Driver	Nat	Sponsor Entrant	Nat	License E-License	Make	laps	Best Lap	Diff	In Lap	Penalty
1	823	Jason Bralic	NLD	SIM-ON	DEU	ITF46957 KBF39246	Kosmic/IAME/Komet	13	51.437		4	
2	877	Niklas Hirsch	DEU	MSC-Langenfeld e. V. im ADAC SIM-ON	DEU	ITF39320 KBF39246	Kosmic/IAME/Komet	13	51.536	0.099	5	
3	895	Phil Colin Streng	DEU	ADAC Württemberg e.V. Ebert Motorsport	DEU	ITE42785 EL38528	LN/IAME/Komet	10	51.540	0.103	4	
4	887	Torben Gröndahl	DEU	MSC Groß Dölln e.V. im ADAC CV Performance Group	DEU	ITC-C14120 BIF38321	KR/IAME/Komet	12	51.672	0.235	12	
5	815	Moritz Wolber	DEU	ADAC Südbaden e.V. NEES RACING	DEU	NKA16641 BIF17863	Maranello/IAME/Komet	14	51.680	0.243	13	
6	925	Charles Troxler	CHE	SIM-ON	DEU	ITF1054 KBF39246	Kosmic/IAME/Komet	6	51.681	0.244	6	
7	809	Luis Esser	DEU	RMW Motorsport	DEU	ITE11661 KBF39010	OTK/IAME/Komet	11	51.710	0.273	11	
8	825	Julian Bub	DEU	Dörr Motorsport	DEU	ITF45440 BIC38420	KR/IAME/Komet	16	51.772	0.335	10	
9	885	Carl Luthardt	DEU	Falcon Racing Team	NLD	ITE37029 IBL11345	Falcon/IAME/Komet	10	51.806	0.369	5	
10	927	Colin Sandner	DEU	Team NKS	DEU	ITC-C17316 KBF42057	DR/IAME/	10	51.931	0.494	9	
11	807	Marlon Vatter	DEU	AT Motorsport	DEU	ITF38543 KBF38543	Exprit/IAME/Komet	15	51.953	0.516	15	
12	833	Jannik Remmert	DEU	VDB Kart Racing	DEU	ITE19994 KBF10478	Tony Kart/IAME/Komet	12	51.978	0.541	9	
13	829	Lutz Ohsenbrink	DEU	KSL Racing Team	DEU	ITE40759 KBF1304585	Alonso/IAME/Komet	14	52.036	0.599	4	
14	821	Manuel Wagner	DEU	RS-Motorsport	DEU	ITE39259 KBF40372	CRG/IAME/Komet	15	52.052	0.615	9	
15	811	Karl Schmiederer	DEU	RS-Motorsport	DEU	ITE39775 KBF40372	CRG/IAME/Komet	12	52.148	0.711	5	
16	881	Jacob Trost	DEU	ADAC Hessen-Thüringen e.V. DUTT MOTORSPORT by FENSTER.COM	LUX	NKA41233 IDCK867	Tony Kart/IAME/Komet	14	52.263	0.826	14	
17	817	Maximilian Engelstädter	DEU	Dörr Motorsport	DEU	NKA40565 BIF38420	KR/IAME/Komet	15	52.299	0.862	6	
18	891	Luka Koullen	NLD	PCH Racing	DEU	NKA50483 BIF39956	KR/IAME/Komet	12	52.306	0.869	9	
19	855	Matti Klasen	DEU	DSK e.V. Ja zum Motorsport RMW Motorsport	DEU	ITE13782 BIC39010	Tony Kart/IAME/Komet	13	52.398	0.961	13	
20	843	Luis Simon	DEU	PCH Racing	DEU	NKA36581 KBF39956	LN/IAME/Komet	14	52.452	1.015	9	
21	905	Maxim Haroutounian	NLD	Falcon Racing Team	NLD	ITE49031 IBL11345	Falcon/IAME/Komet	13	52.501	1.064	6	
22	899	Luke Neubauer	DEU	AT Motorsport	DEU	ITE45043 KBF38996	OTK/IAME/Komet	15	52.568	1.131	12	

Timekeeper
M.Riehmers

Race Director
H.Seidel

These results are provisional until the conclusion of any judicial and technical matters!



INT. ADAC Kartrennen Arena E

X30 SENIOR

Arena E Mülsen 1,315 Km

Test-Session 4 odd

09.08.2024 17:20

Practice (15:00 Time) started at 17:20:00

Lap	Time of Day	Lap Tm	Diff	SF Tm	S1 Tm	S2 Tm
(823) Jason Braic						
1	17:23:38.952	53.303	+1.866	23.552	14.690	15.061
2	17:24:31.153	52.201	+0.764	22.702	14.511	14.988
3	17:25:22.804	51.651	+0.214	22.457	14.281	14.913
4	17:26:14.241	51.437		22.371	14.206	14.860
5	17:27:05.828	51.587	+0.150	22.428	14.242	14.917
6	17:27:57.348	51.520	+0.083	22.396	14.206	14.918
7	17:28:48.932	51.584	+0.147	22.481	14.217	14.886
8	17:31:23.081	2:34.149	+1.42.712	22.631	14.474	15.048
9	17:32:15.011	51.930	+0.493	22.680	14.339	14.911
10	17:33:07.135	52.124	+0.687	22.528	14.499	15.097
11	17:33:58.934	51.799	+0.362	22.529	14.321	14.949
12	17:34:50.638	51.704	+0.267	22.485	14.287	14.932
13	17:35:42.382	51.744	+0.307	22.429	14.370	14.945

(877) Niklas Hirsch						
1	17:23:39.977	53.802	+2.266	23.915	14.818	15.069
2	17:24:32.275	52.298	+0.762	22.799	14.527	14.972
3	17:25:24.180	51.905	+0.369	22.654	14.381	14.870
4	17:26:15.993	51.813	+0.277	22.548	14.338	14.927
5	17:27:07.529	51.536		22.464	14.252	14.820
6	17:27:59.450	51.921	+0.385	22.411	14.352	15.158
7	17:28:51.152	51.702	+0.166	22.480	14.224	14.998
8	17:31:24.173	2:33.021	+1.41.485	22.443	14.518	15.056
9	17:32:16.256	52.083	+0.547	22.683	14.374	15.026
10	17:33:08.065	51.809	+0.273	22.514	14.353	14.942
11	17:33:59.835	51.770	+0.234	22.477	14.346	14.947
12	17:34:51.477	51.642	+0.106	22.430	14.298	14.914
13	17:35:43.031	51.554	+0.018	22.414	14.322	14.818

(895) Phil Colin Strenge						
1	17:24:42.217	52.820	+1.280	22.972	14.878	14.970
2	17:25:34.384	52.167	+0.627	22.692	14.568	14.907
3	17:26:26.514	52.130	+0.590	22.784	14.466	14.880
4	17:27:18.054	51.540		22.361	14.362	14.817
5	17:28:09.697	51.643	+0.103	22.486	14.298	14.859
6	17:29:01.312	51.615	+0.075	22.392	14.350	14.873
7	17:29:52.926	51.614	+0.074	22.462	14.314	14.838
8	17:30:44.560	51.634	+0.094	22.405	14.331	14.898
9	17:31:36.253	51.693	+0.153	22.479	14.252	14.962
10	17:32:27.994	51.741	+0.201	22.453	14.361	14.927

(887) Torben Gröndahl						
1	17:23:10.740	54.540	+2.868	24.356	14.896	15.288
2	17:24:03.616	52.876	+1.204	23.194	14.552	15.133
3	17:24:56.141	52.525	+0.853	23.018	14.527	14.980
4	17:25:48.386	52.245	+0.573	22.754	14.485	15.006
5	17:26:40.365	51.979	+0.307	22.615	14.413	14.951
6	17:27:32.268	51.903	+0.231	22.683	14.327	14.893
7	17:28:24.124	51.856	+0.184	22.607	14.302	14.947
8	17:29:15.846	51.722	+0.050	22.522	14.331	14.869
9	17:32:35.335	3:19.489	+2.27.817	22.975	14.610	14.944
10	17:33:27.437	52.102	+0.430	22.748	14.403	14.951
11	17:34:19.287	51.850	+0.178	22.626	14.356	14.868
12	17:35:10.959	51.672		22.516	14.344	14.812

(815) Moritz Wolber						
1	17:22:22.488	53.439	+1.759	23.280	14.871	15.288
2	17:23:14.984	52.496	+0.816	22.973	14.479	15.044
3	17:24:07.150	52.166	+0.486	22.757	14.422	14.987
4	17:24:59.156	52.006	+0.326	22.665	14.375	14.966
5	17:25:51.128	51.972	+0.292	22.552	14.349	15.071
6	17:26:43.044	51.916	+0.236	22.601	14.335	14.980
7	17:27:34.728	51.684	+0.004	22.480	14.311	14.893
8	17:30:15.417	2:40.689	+1.49.009	22.594	14.531	14.907
9	17:31:07.653	52.236	+0.556	22.716	14.620	14.900
10	17:32:14.111	1:06.458	+14.778	32.362	17.666	16.430
11	17:33:07.226	53.115	+1.435	23.262	14.566	15.287
12	17:33:59.167	51.941	+0.261	22.655	14.443	14.843
13	17:34:50.847	51.680		22.514	14.344	14.822
14	17:35:42.638	51.791	+0.111	22.504	14.412	14.875

(925) Charles Troxler						
------------------------------	--	--	--	--	--	--

Lap	Time of Day	Lap Tm	Diff	SF Tm	S1 Tm	S2 Tm
1	17:23:40.195	53.564	+1.883	23.596	15.029	14.939
2	17:24:32.591	52.396	+0.715	22.780	14.709	14.907
3	17:25:24.620	52.029	+0.348	22.687	14.569	14.773
4	17:26:16.465	51.845	+0.164	22.563	14.431	14.851
5	17:27:08.239	51.774	+0.093	22.567	14.383	14.824
6	17:27:59.920	51.681		22.405	14.342	14.934

(809) Luis Esser						
1	17:22:56.901	53.239	+1.529	23.265	14.869	15.105
2	17:23:49.485	53.584	+1.874	23.105	15.350	15.129
3	17:24:42.366	52.881	+1.171	22.950	15.009	14.922
4	17:25:34.435	52.069	+0.359	22.703	14.526	14.840
5	17:26:26.635	52.200	+0.490	22.844	14.530	14.826
6	17:27:18.439	51.804	+0.094	22.534	14.426	14.844
7	17:28:10.212	51.773	+0.063	22.551	14.356	14.866
8	17:29:01.984	51.772	+0.062	22.474	14.330	14.968
9	17:32:56.450	3:54.466	+3:02.756	22.488	14.611	15.014
10	17:33:48.464	52.014	+0.304	22.592	14.500	14.922
11	17:34:40.174	51.710		22.450	14.374	14.886

(825) Julian Bub						
1	17:22:07.319	55.429	+3.657	24.740	15.120	15.569
2	17:23:00.108	52.789	+1.017	22.941	14.823	15.025
3	17:23:52.996	52.888	+1.116	23.131	14.671	15.086
4	17:24:45.367	52.371	+0.599	22.915	14.442	15.014
5	17:25:37.436	52.069	+0.297	22.632	14.428	15.009
6	17:26:29.228	51.792	+0.020	22.601	14.302	14.889
7	17:27:21.584	52.356	+0.584	22.474	14.456	15.426
8	17:28:13.785	52.201	+0.429	22.679	14.477	15.045
9	17:29:05.716	51.931	+0.159	22.627	14.381	14.923
10	17:29:57.488	51.772		22.527	14.436	14.809
11	17:30:49.636	52.148	+0.376	22.609	14.597	14.942
12	17:31:41.597	51.961	+0.189	22.640	14.442	14.879
13	17:32:33.508	51.911	+0.139	22.594	14.431	14.886
14	17:33:25.694	52.186	+0.414	22.692	14.521	14.973
15	17:34:18.267	52.573	+0.801	23.061	14.614	14.898
16	17:35:10.865	52.598	+0.826	22.660	14.507	15.431

(885) Carl Luthardt						
1	17:23:39.222	54.858	+3.052	25.019	14.855	14.984
2	17:24:31.540	52.318	+0.512	22.703	14.713	14.902
3	17:25:23.608	52.068	+0.262	22.572	14.506	14.990
4	17:26:15.447	51.839	+0.033	22.560	14.380	14.899
5	17:27:07.253	51.806		22.572	14.321	14.913
6	17:31:07.530	4:00.277	+3:08.471	22.511	14.658	14.977
7	17:31:59.552	52.022	+0.216	22.626	14.462	14.934
8	17:32:51.546	51.994	+0.188	22.687	14.384	14.923
9	17:33:43.420	51.874	+0.068	22.424	14.519	14.931
10	17:34:35.708	52.288	+0.482	22.813	14.437	15.038

(927) Colin Sandner						
1	17:23:03.830	54.060	+2.129	23.921	14.986	15.153
2	17:23:56.482	52.652	+0.721	22.978	14.560	15.114
3	17:24:48.834	52.352	+0.421	22.847	14.509	14.996
4	17:25:41.017	52.183	+0.252	22.688	14.445	15.050
5	17:28:29.986	2:48.969	+1:57.038	22.525	14.533	15.116
6	17:29:22.569	52.583	+0.652	22.881	14.678	15.024
7	17:30:14.831	52.262	+0.331	22.922	14.366	14.974
8	17:31:07					

INT. ADAC Kartrennen Arena E

X30 SENIOR

Arena E Mülsen 1,315 Km

Test-Session 4 odd

09.08.2024 17:20

Practice (15:00 Time) started at 17:20:00

Lap	Time of Day	Lap Tm	Diff	SF Tm	S1 Tm	S2 Tm
12	17:32:33.272	52.126	+0.173	22.598	14.430	15.098
13	17:33:26.635	53.363	+1.410	23.364	14.638	15.361
14	17:34:19.602	52.967	+1.014	23.547	14.503	14.917
15	17:35:11.555	51.953		22.603	14.509	14.941

(833) Jannik Remmert

1	17:23:06.102	56.540	+4.562	24.991	15.440	16.109
2	17:23:58.760	52.658	+0.680	22.930	14.703	15.025
3	17:24:51.749	52.989	+1.011	22.813	15.278	14.898
4	17:25:43.972	52.223	+0.245	22.565	14.577	15.081
5	17:26:36.214	52.242	+0.264	22.667	14.547	15.028
6	17:27:28.377	52.163	+0.185	22.718	14.447	14.998
7	17:28:20.469	52.092	+0.114	22.631	14.466	14.995
8	17:29:12.610	52.141	+0.163	22.697	14.460	14.984
9	17:30:04.588	51.978		22.578	14.424	14.976
10	17:30:56.852	52.264	+0.286	22.808	14.513	14.943
11	17:31:49.032	52.180	+0.202	22.664	14.443	15.073
12	17:32:41.339	52.307	+0.329	22.725	14.538	15.044

(829) Lutz Ohsenbrink

1	17:24:26.615	2:17.394	+1:25.358	24.174	14.954	15.294
2	17:25:19.153	52.538	+0.502	23.019	14.473	15.046
3	17:26:11.474	52.321	+0.285	22.763	14.460	15.098
4	17:27:03.510	52.036		22.688	14.338	15.010
5	17:27:55.677	52.167	+0.131	22.654	14.350	15.163
6	17:28:47.945	52.268	+0.232	22.766	14.369	15.133
7	17:29:41.196	53.251	+1.215	23.878	14.356	15.017
8	17:30:33.678	52.482	+0.446	22.818	14.489	15.175
9	17:31:26.069	52.391	+0.355	22.809	14.391	15.191
10	17:32:18.374	52.305	+0.269	22.757	14.380	15.168
11	17:33:10.931	52.557	+0.521	22.743	14.596	15.218
12	17:34:03.224	52.293	+0.257	22.721	14.438	15.134
13	17:34:55.468	52.244	+0.208	22.700	14.405	15.139
14	17:35:47.883	52.415	+0.379	22.789	14.361	15.265

(821) Manuel Wagner

1	17:22:42.150	1:04.198	+12.146	29.518	15.809	18.871
2	17:23:43.141	1:00.991	+8.939	28.003	15.798	17.190
3	17:24:38.835	56.694	+3.642	25.087	14.889	15.718
4	17:25:32.488	53.653	+1.601	23.806	14.680	15.167
5	17:26:25.613	53.125	+1.073	23.276	14.546	15.303
6	17:27:18.010	52.397	+0.345	23.020	14.375	15.002
7	17:28:10.907	52.897	+0.845	23.184	14.555	15.158
8	17:29:02.974	52.067	+0.015	22.741	14.401	14.925
9	17:29:55.026	52.052		22.613	14.433	15.006
10	17:30:47.188	52.162	+0.110	22.636	14.391	15.135
11	17:31:41.233	54.045	+1.993	24.429	14.605	15.011
12	17:32:33.315	52.082	+0.030	22.685	14.537	14.860
13	17:33:25.752	52.437	+0.385	22.981	14.551	14.905
14	17:34:18.111	52.359	+0.307	22.907	14.474	14.978
15	17:35:10.801	52.690	+0.638	23.382	14.378	14.930

(811) Karl Schmiederer

1	17:23:00.008	53.535	+1.387	23.465	14.895	15.175
2	17:23:53.762	53.754	+1.606	23.476	15.118	15.160
3	17:24:46.639	52.877	+0.729	22.806	14.900	15.171
4	17:25:38.835	52.196	+0.048	22.666	14.494	15.036
5	17:26:30.983	52.148		22.665	14.600	14.883
6	17:27:23.352	52.369	+0.221	22.790	14.531	15.048
7	17:28:16.186	52.834	+0.686	22.950	14.597	15.287
8	17:31:14.753	2:58.567	+2:06.419	22.685	14.653	15.136
9	17:32:07.117	52.364	+0.216	22.830	14.506	15.028
10	17:32:59.984	52.867	+0.719	23.074	14.662	15.131
11	17:33:52.314	52.330	+0.182	22.770	14.512	15.048
12	17:34:44.610	52.296	+0.148	22.751	14.531	15.014

(881) Jacob Trost

1	17:22:07.448	54.898	+2.635	24.519	15.249	15.130
2	17:23:01.719	54.271	+2.008	23.506	15.381	15.384
3	17:23:54.986	53.267	+1.004	23.280	14.838	15.149
4	17:24:47.592	52.606	+0.343	22.897	14.747	14.962
5	17:25:40.195	52.603	+0.340	22.716	14.804	15.083
6	17:28:11.779	2:31.584	+1:39.321	23.074	15.721	15.226
7	17:29:04.883	53.104	+0.841	22.881	15.207	15.016

Lap	Time of Day	Lap Tm	Diff	SF Tm	S1 Tm	S2 Tm
8	17:29:57.351	52.468	+0.205	22.821	14.615	15.032
9	17:30:50.062	52.711	+0.448	23.013	14.603	15.095
10	17:31:42.446	52.384	+0.121	22.574	14.655	15.155
11	17:32:35.773	53.327	+1.064	23.543	14.686	15.098
12	17:33:28.130	52.357	+0.094	22.726	14.544	15.087
13	17:34:20.502	52.372	+0.109	22.695	14.567	15.110
14	17:35:12.765	52.263		22.615	14.474	15.174

(817) Maximilian Engelstädter

1	17:22:59.592	54.050	+1.751	23.719	14.969	15.362
2	17:23:52.934	53.342	+1.043	23.276	14.840	15.226
3	17:24:46.918	53.984	+1.685	23.362	15.555	15.067
4	17:25:39.659	52.741	+0.442	23.129	14.529	15.083
5	17:26:32.133	52.474	+0.175	22.948	14.542	14.984
6	17:27:24.432	52.299		22.832	14.492	14.975
7	17:28:16.947	52.515	+0.216	22.927	14.518	15.070
8	17:29:09.440	52.493	+0.194	22.972	14.482	15.039
9	17:30:02.062	52.622	+0.323	23.082	14.507	15.033
10	17:30:57.784	55.722	+3.423	25.998	14.639	15.085
11	17:31:50.373	52.589	+0.290	22.917	14.535	15.137
12	17:32:42.867	52.494	+0.195	22.920	14.545	15.029
13	17:33:35.238	52.371	+0.072	22.819	14.476	15.076
14	17:34:27.857	52.619	+0.320	23.027	14.482	15.110
15	17:35:20.706	52.849	+0.550	23.066	14.616	15.167

(891) Luka Koullen

1	17:22:29.060	53.309	+1.003	23.155	14.775	15.379
2	17:23:21.558	52.498	+0.192	22.836	14.632	15.030
3	17:24:14.414	52.856	+0.550	22.963	14.682	15.211
4	17:25:07.123	52.709	+0.403	22.980	14.524	15.205
5	17:25:59.567	52.444	+0.138	22.813	14.478	15.153
6	17:26:52.178	52.611	+0.305	22.907	14.522	15.182
7	17:27:44.629	52.451	+0.145	22.803	14.509	15.139
8	17:28:37.004	52.375	+0.069	22.816	14.422	15.137
9	17:29:29.310	52.306		22.828	14.349	15.129
10	17:30:21.638	52.328	+0.022	22.744	14.449	15.135
11	17:31:14.149	52.511	+0.205	22.872	14.468	15.171
12	17:32:06.684	52.535	+0.229	22.908	14.450	15.177

(855) Matti Klasen

1	17:23:00.556	53.186	+0.788	23.262	14.909	15.015
2	17:23:53.442	52.886	+0.488	22.981	14.841	15.064
3	17:24:46.033	52.591	+0.193	22.912	14.736	14.943
4	17:25:38.452	52.419	+0.021	22.775	14.608	15.036
5	17:26:30.904	52.452	+0.054	22.950	14.524	14.978
6	17:27:23.353	52.449	+0.051	23.073	14.528	14.848
7	17:30:15.947	2:52.594	+2:00.196	22.752	14.741	14.992
8	17:31:08.567	52.620	+0.222	22.894	14.671	15.055
9	17:32:01.065	52.498	+0.100	22.894	14.629	14.975
10	17:32:53.703	52.638	+0.240	22.902	14.705	15.031
11	17:33:46.308	52.605	+0.207	22.889	14.642	15.074
12	17:34:38.710	52.402	+0.004	22.822	14.591	14.989
13	17:35:31.108	52.398		22.779	14.647	14.972

(843) Luis Simon

1	17:22:27.915	54.113	+1.661	23.638	15.095	15.380
2	17:23:21.406	53.491	+1.039	23.409	14.787	15.295
3	17:24:14.736	53.330	+0.878	23.499	14.646	15.185
4	17:25:07.665	52.929	+0.477	23.078	14.678	15.173
5	17:26:00.377	52.712	+0.260	23.080	14.459	15.173
6	17:26:53.014	52.637	+0.185	23.015	14.477	15.145
7	17:27:45.727	52.713	+0.261	22.961	14.617	15.135
8	17:28:38.303	52.576	+0.124	23.071	14.403	15.102
9	17:29:30.755	52.452		22.900	14.414	15.138
10	17:30:23.349	52.594	+0.142	22.926	14.497	15.171
11	17:31:16.191	52.842	+0.390	22.995	14.473	15.374
12	17:32:08.875	52.684	+0.232	23.019	14.549	15.116



INT. ADAC Kartrennen Arena E

X30 SENIOR

Arena E Mülsen 1,315 Km

Test-Session 4 odd


09.08.2024 17:20

Practice (15:00 Time) started at 17:20:00

Lap	Time of Day	Lap Tm	Diff	SF Tm	S1 Tm	S2 Tm	Lap	Time of Day	Lap Tm	Diff	SF Tm	S1 Tm	S2 Tm
4	17:25:44.367	53.600	+1.099	23.283	14.727	15.590							
5	17:26:37.210	52.843	+0.342	23.045	14.601	15.197							
6	17:27:29.711	52.501		22.829	14.547	15.125							
7	17:28:22.493	52.782	+0.281	22.865	14.684	15.233							
8	17:29:15.415	52.922	+0.421	23.102	14.649	15.171							
9	17:31:52.007	2:36.592	+1:44.091	23.034	14.880	15.310							
10	17:32:44.949	52.942	+0.441	23.196	14.573	15.173							
11	17:33:37.703	52.754	+0.253	22.986	14.629	15.139							
12	17:34:30.765	53.062	+0.561	22.987	14.569	15.506							
13	17:35:23.873	53.108	+0.607	23.307	14.609	15.192							

[899] Luke Neubauer

1	17:23:04.391	55.172	+2.604	24.410	15.483	15.279							
2	17:23:57.804	53.413	+0.845	23.354	14.838	15.221							
3	17:24:51.728	53.924	+1.356	23.633	15.185	15.106							
4	17:25:44.830	53.102	+0.534	23.084	14.876	15.142							
5	17:26:37.692	52.862	+0.294	23.154	14.663	15.045							
6	17:27:30.294	52.602	+0.034	23.002	14.610	14.990							
7	17:28:22.949	52.655	+0.087	22.915	14.698	15.042							
8	17:29:15.700	52.751	+0.183	22.774	14.911	15.066							
9	17:30:08.957	53.257	+0.689	23.057	14.844	15.356							
10	17:31:01.649	52.692	+0.124	23.049	14.552	15.091							
11	17:31:54.249	52.600	+0.032	22.958	14.576	15.066							
12	17:32:46.817	52.568		22.850	14.593	15.125							
13	17:33:43.043	56.226	+3.658	25.522	15.075	15.629							
14	17:34:36.716	53.673	+1.105	23.748	14.736	15.189							
15	17:35:29.591	52.875	+0.307	23.131	14.684	15.060							





X30 SENIOR

Serie 1


#	Driver	Nat	Sponsor Entrant	Nat	License E-License	Make
806	Moritz Fischer	DEU	ADAC Pfalz e.V. DUTT MOTORSP. by FENSTER.COM	LUX	NKA26409 IBLK867	Tony Kart/IAME/Komet
809	Luis Esser	DEU	RMW Motorsport	DEU	ITE 11661 KBF39010	OTK/IAME/Komet
811	Karl Schmiederer	DEU	RS-Motorsport	DEU	ITE39775 KBF40372	CRG/IAME/Komet
812	Rocco Curcio	DEU	ADAC Württemberg e.V. AT-Motorsport	DEU	ITE29607 KBF38996	Exprit/IAME/Komet
815	Moritz Wolber	DEU	ADAC Südbaden e.V. NEES RACING	DEU	NKA16641 BIF17863	Maranello/IAME/Komet
816	Elias Schorneck	DEU	VDB Kart Racing	DEU	ITE40538 KBF10478	Tony Kart/IAME/Komet
817	Maximilian Engelstädter	DEU	Dörr Motorsport	DEU	NKA40565 BIF38420	KR/IAME/Komet
818	Matthij Vandebroek	DEU	VDB Kart Racing	DEU	ITE 11491 KBF10478	Tony Kart/IAME/Komet
822	Elia Weiss	DEU	DSK e.V. Ja zum Motorsport SIM-ON	DEU	ITE38504 KBF39246	Kosmic/IAME/Komet
825	Julian Bub	DEU	Dörr Motorsport	DEU	ITF45440 BIC38420	KR/IAME/Komet
829	Lutz Ohsenbrink	DEU	KSL Racing Team	DEU	ITE40759 KBF1304585	Alonso/IAME/Komet
830	Max Hezel	DEU	ADAC Hessen-Thüringen e.V. CV Performance Group	DEU	ITF38265 BIF38321	KR/IAME/Komet
843	Luis Simon	DEU	PCH Racing	DEU	NKA36581 KBF39956	LN/IAME/Komet
854	Daniel Brozovic	DEU	Valier Motorsport	DEU	ITE 42036 KBF39300	Energy/IAME/Komet
876	Cemil Bayyati	DEU	Dörr Motorsport	DEU	ITG15366 BIF38420	KR/IAME/Komet
877	Niklas Hirsch	DEU	MSC-Langenfeld e. V. im ADAC SIM-ON	DEU	ITF39320 KBF39246	Kosmic/IAME/Komet
881	Jacob Trost	DEU	ADAC Hessen-Thüringen e.V. DUTT MOTORSPORT by FENSTER.COM	LUX	NKA41233 IDCK867	Tony Kart/IAME/Komet
887	Torben Gröndahl	DEU	MSC Groß Delln e.V. im ADAC CV Performance Group	DEU	ITC-C14120 BIF38321	KR/IAME/Komet
890	Leonard Hocker	DEU	RS-Motorsport	DEU	NKA22440 KBF40372	CRG/IAME/Komet
899	Luke Neubauer	DEU	AT Motorsport	DEU	ITE45043 KBF38996	OTK/IAME/Komet
905	Maxim Haroutounian	NLD	Faloon Racing Team	NLD	ITE49031 IBL11345	Falcon/IAME/Komet
924	Leonard Frey	DEU	Team Hemkemeyer	DEU	NKA39318 IDC42853	OTK /IAME /Komet
926	Arham Gandhi	DEU	Team Hemkemeyer	DEU	NKA41855 KBF42853	Maranello /IAME/
980	Benno Drelok	DEU	Rocco Drelok	DEU	NKA10580 BEK1204567	Tony Kart/IAME/Komet



X30 SENIOR

Serie 2

#	Driver	Nat	Sponsor Entrant	Nat	License E-License	Make
807	Marlon Vatter	DEU	AT Motorsport	DEU	ITF38543 KBF38543	Exprit/IAME/Komet
808	Eric Wess	DEU	Kartshop Ampfing	DEU	ITE44964 KBF25142	Drago Corse/IAME/Komet
810	Daniel Guinchard	GBR	SFR Motorsport	GBR	ITC-C292117 IBL368379	KR/IAME/Komet
820	Felix Maurer	DEU	DUTT MOTORSPORT by FENSTER.com	LUX	NKA41244 IBL8867	Tony Kart/IAME/Komet
821	Manuel Wagner	DEU	RS-Motorsport	DEU	ITE 39259 KBF40372	CRG/IAME/Komet
823	Jason Bralic	NLD	SIM-ON	DEU	ITF46957 KBF39246	Kosmic/IAME/Komet
833	Jannik Remmert	DEU	VDB Kart Racing	DEU	ITE19994 KBF10478	Tony Kart/IAME/Komet
834	Moritz Schwing	DEU	Team NKS	DEU	ITE 12057 KBF29153	DR/IAME/Komet
836	Max Ohsenbrink	DEU	KSL Racing Team	DEU	ITE18670 KBF1304585	Alonso/IAME/Komet
844	Kevin Wagner	DEU	MSC-Langenfeld e. V. im ADAC TB Racing Team	DEU	ITE 11828 KBF38262	KR/IAME/Komet
855	Matti Klasen	DEU	DSK e.V. Ja zum Motorsport RMW Motorsport	DEU	ITE13782 BIC39010	Tony Kart/IAME/Komet
872	Tobias Burgstahler	DEU	ADAC Württemberg e.V. Stern Motorsport	DEU	NKA38364 KBF38195	KR/IAME/Komet
882	Colin Hahn	DEU	Team Hemkemeyer	DEU	NKA25476 KBF42853	Sodi/IAME/Komet
884	Davin Singer	DEU	ADAC Südbaden e.V. CV Performance Group	DEU	ITE 23384 BIF38321	KR/IAME/Komet
885	Carl Luthardt	DEU	Falcon Racing Team	NLD	ITE 37029 IBL11345	Falcon/IAME/Komet
888	Louis Schütze	DEU	Ebert Motorsport	DEU	ITE 17941 KBF38528	OTK/IAME/Komet
891	Luka Koullen	NLD	PCH Racing	DEU	NKA50483 BIF39956	KR/IAME/Komet
895	Phil Colin Streng	DEU	ADAC Württemberg e.V. Ebert Motorsport	DEU	ITE42785 EL38528	LN/IAME/Komet
898	Hawk Baylaan White	GBR	AT Motorsport	DEU	ITE40903 BIC38996	Exprit/IAME/Komet
904	Tobias Feeser	DEU	Sonja Feeser	DEU	ITE13863 BEK1198789	LN/IAME/Komet
920	Donar Munding	LIE	Stern Motorsport	DEU	ITC-C1449 BIC38195	KR/IAME/Komet
925	Charles Troxler	CHE	SIM-ON	DEU	ITF1054 KBF39246	Kosmic/IAME/Komet
927	Colin Sandner	DEU	Team NKS	DEU	ITC-C17316 KBF42057	DR/IAME/





X30 SENIOR

Free Practice Serie 1

Track length: 1.315 Km

Session Started: 8:55:50

Best Lap by: 830 - Max Hezel - 51.230


Rank	#	Driver	Nat	Sponsor Entrant	Nat	License E-License	Make	laps	Best Lap	Diff	In Lap	Penalty
1	830	Max Hezel	DEU	ADAC Hessen-Thüringen e.V. CV Performance Group	DEU	ITF38265 BIF38321	KR/IAME/Komet	7	51.230		6	
2	822	Elja Weiss	DEU	DSK e.V. Ja zum Motorsport SIM-ON	DEU	ITE38504 KBF39246	Kosmic/IAME/Komet	7	51.350	0.120	7	
3	812	Rocco Curcio	DEU	ADAC Württemberg e.V. AT-Motorsport	DEU	ITE29607 KBF38996	Exprit/IAME/Komet	7	51.356	0.126	6	
4	877	Niklas Hirsch	DEU	MSC-Langenfeld e. V. im ADAC SIM-ON	DEU	ITF39320 KBF39246	Kosmic/IAME/Komet	7	51.421	0.191	7	
5	854	Daniel Brozovic	DEU	Valier Motorsport	DEU	ITE 42036 KBF39300	Energy/IAME/Komet	7	51.426	0.196	7	
6	816	Elias Schorneck	DEU	VDB Kart Racing	DEU	ITE40538 KBF10478	Tony Kart/IAME/Komet	8	51.626	0.396	8	
7	890	Leonard Hocker	DEU	RS-Motorsport	DEU	NKA22440 KBF40372	CRG/IAME/Komet	7	51.650	0.420	7	
8	829	Lutz Ohsenbrink	DEU	KSL Racing Team	DEU	ITE40759 KBF1304585	Alonso/IAME/Komet	7	51.699	0.469	6	
9	811	Karl Schmiederer	DEU	RS-Motorsport	DEU	ITE39775 KBF40372	CRG/IAME/Komet	7	51.778	0.548	6	
10	809	Luis Esser	DEU	RMW Motorsport	DEU	ITE 11661 KBF39010	OTK/IAME/Komet	7	51.794	0.564	7	
11	825	Julian Bub	DEU	Dörr Motorsport	DEU	ITF45440 BIC38420	KR/IAME/Komet	6	51.828	0.598	4	
12	887	Torben Gröndahl	DEU	MSC Groß Dölln e.V. im ADAC CV Performance Group	DEU	ITC-C14120 BIF38321	KR/IAME/Komet	7	51.880	0.650	6	
13	815	Moritz Wolber	DEU	ADAC Südbaden e.V. NEES RACING	DEU	NKA16641 BIF17863	Maranello/IAME/Komet	7	51.884	0.654	6	
14	806	Moritz Fischer	DEU	ADAC Pfalz e.V. DUTT MOTORSP. by FENSTER.COM	LUX	NKA26409 IBLK867	Tony Kart/IAME/Komet	4	51.927	0.697	4	
15	818	Matthy Vandebroek	DEU	VDB Kart Racing	DEU	ITE 11491 KBF10478	Tony Kart/IAME/Komet	9	52.078	0.848	8	
16	817	Maximilian Engelstädter	DEU	Dörr Motorsport	DEU	NKA40565 BIF38420	KR/IAME/Komet	7	52.305	1.075	6	
17	905	Maxim Haroutounian	NLD	Falcon Racing Team	NLD	ITE49031 IBL11345	Falcon/IAME/Komet	7	52.437	1.207	6	
18	899	Luke Neubauer	DEU	AT Motorsport	DEU	ITE45043 KBF38996	OTK/IAME/Komet	8	52.451	1.221	8	
19	881	Jacob Tröst	DEU	ADAC Hessen-Thüringen e.V. DUTT MOTORSPORT by FENSTER.COM	LUX	NKA41233 IDCK867	Tony Kart/IAME/Komet	8	52.505	1.275	7	
20	926	Arham Gandhi	DEU	Team Hemkemeyer	DEU	NKA41855 KBF42853	Maranello /IAME/	10	52.744	1.514	10	
21	980	Benno Drelok	DEU	Rocco Drelok	DEU	NKA10580 BEK1204567	Tony Kart/IAME/Komet	10	52.891	1.661	10	
22	843	Luis Simon	DEU	PCH Racing	DEU	NKA36581 KBF39956	LN/IAME/Komet	9	53.187	1.957	9	
23	876	Cemil Bayyati	DEU	Dörr Motorsport	DEU	ITG15366 BIF38420	KR/IAME/Komet	1	54.840	3.610	1	
24	924	Leonard Frey	DEU	Team Hemkemeyer	DEU	NKA39318 IDC42853	OTK /IAME /Komet	1	54.867	3.637	1	

Timekeeper
M.Riehmers

Race Director
H.Seidel

These results are provisional until the conclusion of any judicial and technical matters!

Printed: 10.08.2024 / 09:06



INT. ADAC Kartrennen Arena E

X30 SENIOR

Arena E Mülsen 1,315 Km

Free Practice Serie 1

10.08.2024 08:55

Practice (10:00 Time) started at 8:55:50

Lap	Time of Day	Lap Tm	Diff	SF Tm	S1 Tm	S2 Tm
(830) Max Hezel						
1	9:01:28.141	53.957	+2.727	23.932	15.116	14.909
2	9:02:20.628	52.487	+1.257	22.932	14.728	14.827
3	9:03:12.596	51.968	+0.738	22.701	14.472	14.795
4	9:04:04.122	51.526	+0.296	22.439	14.372	14.715
5	9:04:55.628	51.506	+0.276	22.385	14.405	14.716
6	9:05:46.858	51.230		22.305	14.285	14.640
7	9:06:38.234	51.376	+0.146	22.411	14.283	14.682

Lap	Time of Day	Lap Tm	Diff	SF Tm	S1 Tm	S2 Tm
(822) Elia Weiss						
1	9:01:26.361	54.102	+2.752	23.781	15.160	15.161
2	9:02:19.151	52.790	+1.440	23.064	14.784	14.942
3	9:03:11.090	51.939	+0.589	22.748	14.419	14.772
4	9:04:03.515	52.425	+1.075	22.820	14.551	15.054
5	9:04:55.184	51.669	+0.319	22.565	14.315	14.789
6	9:05:46.566	51.382	+0.032	22.397	14.201	14.784
7	9:06:37.916	51.350		22.393	14.205	14.752

Lap	Time of Day	Lap Tm	Diff	SF Tm	S1 Tm	S2 Tm
(812) Rocco Curcio						
1	9:01:29.232	55.349	+3.993	24.424	15.789	15.136
2	9:02:21.857	52.625	+1.269	23.170	14.504	14.951
3	9:03:13.732	51.875	+0.519	22.710	14.252	14.913
4	9:04:05.390	51.658	+0.302	22.560	14.204	14.894
5	9:04:57.191	51.801	+0.445	22.653	14.265	14.883
6	9:05:48.547	51.356		22.356	14.220	14.780
7	9:06:40.049	51.502	+0.146	22.403	14.240	14.859

Lap	Time of Day	Lap Tm	Diff	SF Tm	S1 Tm	S2 Tm
(877) Niklas Hirsch						
1	9:01:29.696	55.916	+4.495	24.240	16.455	15.221
2	9:02:22.569	52.873	+1.452	23.128	14.852	14.883
3	9:03:15.094	52.525	+1.104	23.085	14.579	14.861
4	9:04:06.901	51.807	+0.386	22.641	14.392	14.774
5	9:04:58.639	51.738	+0.317	22.622	14.317	14.799
6	9:05:50.090	51.451	+0.030	22.400	14.265	14.786
7	9:06:41.511	51.421		22.372	14.297	14.752

Lap	Time of Day	Lap Tm	Diff	SF Tm	S1 Tm	S2 Tm
(854) Daniel Brozovic						
1	9:01:07.236	54.739	+3.313	24.104	15.430	15.205
2	9:02:00.500	53.264	+1.838	23.443	14.913	14.908
3	9:02:52.905	52.405	+0.979	22.959	14.582	14.864
4	9:03:45.018	52.113	+0.687	22.866	14.458	14.789
5	9:04:36.616	51.598	+0.172	22.491	14.304	14.803
6	9:05:28.167	51.551	+0.125	22.474	14.355	14.722
7	9:06:19.593	51.426		22.415	14.300	14.711

Lap	Time of Day	Lap Tm	Diff	SF Tm	S1 Tm	S2 Tm
(816) Elias Schorneck						
1	8:59:34.589	56.348	+4.722	24.257	16.796	15.295
2	9:00:41.298	1:06.709	+15.083	29.287	21.324	16.098
3	9:01:35.118	53.820	+2.194	23.526	15.082	15.212
4	9:02:27.812	52.694	+1.068	23.143	14.632	14.919
5	9:03:20.079	52.267	+0.641	22.820	14.389	15.058
6	9:04:12.199	52.120	+0.494	22.762	14.429	14.929
7	9:05:04.236	52.037	+0.411	22.595	14.481	14.961
8	9:05:55.862	51.626		22.625	14.236	14.865

Lap	Time of Day	Lap Tm	Diff	SF Tm	S1 Tm	S2 Tm
(890) Leonard Hocker						
1	9:01:14.472	55.181	+3.531	24.455	15.428	15.298
2	9:02:07.624	53.152	+1.502	23.528	14.741	14.883
3	9:02:59.921	52.297	+0.647	22.790	14.566	14.941
4	9:03:52.062	52.141	+0.491	22.860	14.398	14.883
5	9:04:44.060	51.998	+0.348	22.766	14.393	14.839
6	9:05:36.156	52.096	+0.446	22.842	14.364	14.890
7	9:06:27.806	51.650		22.554	14.301	14.795

Lap	Time of Day	Lap Tm	Diff	SF Tm	S1 Tm	S2 Tm
(829) Lutz Ohsenbrink						
1	9:00:55.502	57.505	+5.806	25.154	15.986	16.365
2	9:01:49.357	53.855	+2.156	23.759	15.010	15.086
3	9:02:41.746	52.389	+0.690	22.833	14.560	14.996
4	9:03:34.364	52.618	+0.919	22.675	14.828	15.115
5	9:04:26.449	52.085	+0.386	22.786	14.423	14.876
6	9:05:18.148	51.699		22.493	14.365	14.841
7	9:06:10.145	51.997	+0.298	22.534	14.514	14.949

Lap	Time of Day	Lap Tm	Diff	SF Tm	S1 Tm	S2 Tm
(811) Karl Schmiederer						
1	9:01:10.677	54.483	+2.705	23.991	15.296	15.196
2	9:02:03.843	53.166	+1.388	23.262	14.829	15.075
3	9:02:56.326	52.483	+0.705	22.967	14.534	14.982
4	9:03:48.718	52.392	+0.614	22.788	14.666	14.938
5	9:04:40.849	52.131	+0.353	22.701	14.501	14.929
6	9:05:32.627	51.778		22.594	14.273	14.911
7	9:06:24.565	51.938	+0.160	22.650	14.325	14.963

Lap	Time of Day	Lap Tm	Diff	SF Tm	S1 Tm	S2 Tm
(809) Luis Esser						
1	9:01:10.053	54.101	+2.307	23.758	15.155	15.188
2	9:02:02.809	52.756	+0.962	23.047	14.739	14.970
3	9:02:55.132	52.323	+0.529	22.830	14.570	14.923
4	9:03:47.291	52.159	+0.365	22.676	14.505	14.978
5	9:04:39.199	51.908	+0.114	22.635	14.406	14.867
6	9:05:31.045	51.846	+0.052	22.579	14.406	14.861
7	9:06:22.839	51.794		22.481	14.430	14.883

Lap	Time of Day	Lap Tm	Diff	SF Tm	S1 Tm	S2 Tm
(825) Julian Bub						
1	9:01:30.815	54.139	+2.311	23.783	15.333	15.023
2	9:02:23.303	52.488	+0.660	22.894	14.705	14.889
3	9:03:15.954	52.651	+0.823	22.977	14.765	14.909
4	9:04:07.782	51.828		22.585	14.389	14.854
5	9:04:59.919	52.137	+0.309	22.865	14.398	14.874
6	9:05:51.803	51.884	+0.056	22.507	14.411	14.966

Lap	Time of Day	Lap Tm	Diff	SF Tm	S1 Tm	S2 Tm
(887) Torben Gröndahl						
1	9:00:56.680	57.797	+5.917	26.319	15.762	15.716
2	9:01:51.078	54.398	+2.518	24.396	15.027	14.975
3	9:02:43.896	52.818	+0.938	23.208	14.736	14.874
4	9:03:36.208	52.312	+0.432	22.725	14.644	14.943
5	9:04:28.093	51.885	+0.005	22.699	14.402	14.784
6	9:05:19.973	51.880		22.459	14.385	15.036
7	9:06:11.889	51.916	+0.036	22.784	14.348	14.784

Lap	Time of Day	Lap Tm	Diff	SF Tm	S1 Tm	S2 Tm
(815) Moritz Wolber						
1	9:01:07.610	54.967	+3.083	24.289	15.463	15.215
2	9:02:00.686	53.076	+1.192	23.242	14.986	14.848
3	9:02:53.399	52.713	+0.829	23.074	14.748	14.891
4	9:03:45.463	52.064	+0.180	22.695	14.543	14.826
5	9:04:37.494	52.031	+0.147	22.711	14.477	14.843
6	9:05:29.378	51.884		22.651	14.356	14.877
7	9:06:21.397	52.019	+0.135	22.649	14.454	14.916

Lap	Time of Day	Lap Tm	Diff	SF Tm	S1 Tm	S2 Tm
(806) Moritz Fischer						
1	9:01:29.841	54.701	+2.774	24.353	15.251	15.097
2	9:02:22.690	52.849	+0.922	23.213	14.829	14.807
3	9:03:16.547	53.857	+1.930	23.519	15.223	15.115
4	9:04:08.474	51.927		22.587	14.517	14.823

Lap	Time of Day	Lap Tm	Diff	SF Tm	S1 Tm	S2 Tm
(818) Matthy Vandebroek						
1	8:59:34.282	55.624	+3.546	24.318	15.723	15.583
2	9:00:31.000	56.718	+4.640	25.708	15.692	15.318
3	9:01:24.617	53.617	+1.539	23.399	14.948	15.270
4	9:02:17.603	52.986	+0.908	23.062	14.776	15.148
5	9:03:10.650	53.047	+0.969	23.089	14.659	15.299
6	9:04:03.363					



INT. ADAC Kartrennen Arena E

X30 SENIOR


Arena E Mülsen 1,315 Km

Free Practice Serie 1

10.08.2024 08:55

Practice (10:00 Time) started at 8:55:50

Lap	Time of Day	Lap Tm	Diff	SF Tm	S1 Tm	S2 Tm	Lap	Time of Day	Lap Tm	Diff	SF Tm	S1 Tm	S2 Tm
4	9:03:36.592	53.180	+0.743	23.071	15.114	14.995							
5	9:04:29.431	52.839	+0.402	23.005	14.787	15.047							
6	9:05:21.868	52.437		22.797	14.607	15.033							
7	9:06:14.490	52.622	+0.185	22.911	14.643	15.068							
[899] Luke Neubauer													
1	8:59:57.398	56.619	+4.168	24.569	16.140	15.910							
2	9:00:51.390	53.992	+1.541	23.567	15.220	15.205							
3	9:01:44.871	53.481	+1.030	23.373	15.022	15.086							
4	9:02:37.769	52.898	+0.447	23.176	14.750	14.972							
5	9:03:30.734	52.965	+0.514	23.079	14.772	15.114							
6	9:04:23.749	53.015	+0.564	23.075	14.891	15.049							
7	9:05:16.415	52.666	+0.215	22.854	14.632	15.180							
8	9:06:08.866	52.451		22.825	14.610	15.016							
[881] Jacob Trost													
1	8:59:59.202	55.805	+3.300	24.658	15.845	15.302							
2	9:00:53.683	54.481	+1.976	23.990	15.281	15.210							
3	9:01:46.730	53.047	+0.542	23.100	15.019	14.928							
4	9:02:39.501	52.771	+0.266	22.872	14.920	14.979							
5	9:03:32.438	52.937	+0.432	22.964	14.963	15.010							
6	9:04:25.068	52.630	+0.125	22.811	14.860	14.959							
7	9:05:17.573	52.505		22.800	14.813	14.892							
8	9:06:10.081	52.508	+0.003	22.727	14.775	15.006							
[926] Arham Gandhi													
1	8:58:03.101	55.744	+3.000	24.638	15.645	15.461							
2	8:58:58.354	55.253	+2.509	24.452	15.394	15.407							
3	8:59:53.295	54.941	+2.197	24.206	15.431	15.304							
4	9:00:47.968	54.673	+1.929	24.338	15.140	15.195							
5	9:01:41.317	53.349	+0.605	23.428	14.803	15.118							
6	9:02:34.755	53.438	+0.694	23.432	14.830	15.176							
7	9:03:34.309	59.554	+6.810	29.157	15.234	15.163							
8	9:04:27.224	52.915	+0.171	23.211	14.607	15.097							
9	9:05:20.871	53.647	+0.903	23.191	15.292	15.164							
10	9:06:13.615	52.744		22.951	14.722	15.071							
[980] Benno Drelok													
1	8:58:05.109	56.050	+3.159	24.680	15.811	15.559							
2	8:59:00.597	55.488	+2.597	24.153	15.540	15.795							
3	8:59:56.293	55.696	+2.805	23.653	16.500	15.543							
4	9:00:50.037	53.744	+0.853	23.385	15.054	15.305							
5	9:01:43.352	53.315	+0.424	23.208	14.876	15.231							
6	9:02:36.501	53.149	+0.258	23.118	14.852	15.179							
7	9:03:30.527	54.026	+1.135	23.224	15.008	15.794							
8	9:04:24.050	53.523	+0.632	23.244	15.122	15.157							
9	9:05:16.987	52.937	+0.046	23.127	14.650	15.160							
10	9:06:09.878	52.891		23.137	14.634	15.120							
[843] Luis Simon													
1	8:58:57.539	57.000	+3.813	25.535	15.772	15.693							
2	8:59:53.195	55.656	+2.469	24.902	15.312	15.442							
3	9:00:47.617	54.422	+1.235	23.947	15.098	15.377							
4	9:01:41.186	53.569	+0.382	23.490	14.867	15.212							
5	9:02:34.534	53.348	+0.161	23.239	14.849	15.260							
6	9:03:27.921	53.387	+0.200	23.376	14.690	15.321							
7	9:04:21.120	53.199	+0.012	23.189	14.652	15.358							
8	9:05:14.359	53.239	+0.052	23.300	14.697	15.242							
9	9:06:07.546	53.187		23.239	14.579	15.369							
[876] Cemil Bayyati													
1	8:57:55.762	54.840		24.109	15.371	15.360							
[924] Leonard Frey													
1	9:06:02.747	54.867		24.030	15.398	15.439							





X30 SENIOR


Free Practice Serie 2

Track length: 1.315 Km
Session Started: 9:10:37
Best Lap by: 895 - Phil Colin Streng - 51.331

Rank	#	Driver	Nat	Sponsor Entrant	Nat	License E-License	Make	laps	Best Lap	Diff	In Lap	Penalty
1	895	Phil Colin Streng	DEU	ADAC Württemberg e.V. Ebert Motorsport	DEU	ITE42785 EL38528	LN/IAME/Komet	7	51.331		7	
2	810	Daniel Guinchart	GBR	SFR Motorsport	GBR	ITC-C292117 IBL368379	KR/IAME/Komet	7	51.501	0.170	6	
3	927	Colin Sandner	DEU	Team NKS	DEU	ITC-C17316 KBF42057	DR/IAME/	7	51.618	0.287	7	
4	884	Davin Singer	DEU	ADAC Südbaden e.V. CV Performance Group	DEU	ITE 23384 BIF38321	KR/IAME/Komet	7	51.658	0.327	6	
5	821	Manuel Wagner	DEU	RS-Motorsport	DEU	ITE 39259 KBF40372	CRG/IAME/Komet	6	51.685	0.354	4	
6	823	Jason Bralic	NLD	SIM-ON	DEU	ITF46957 KBF39246	Kosmic/IAME/Komet	7	51.690	0.359	7	
7	885	Carl Luthardt	DEU	Falcon Racing Team	NLD	ITE 37029 IBL11345	Falcon/IAME/Komet	7	51.694	0.363	7	
8	836	Max Ohsenbrink	DEU	KSL Racing Team	DEU	ITE18670 KBF1304585	Alonso/IAME/Komet	7	51.706	0.375	4	
9	820	Felix Maurer	DEU	DUTT MOTORSPORT by FENSTER.com	LUX	NKA41244 IBLK867	Tony Kart/IAME/Komet	9	51.925	0.594	8	
10	920	Donar Munding	LIE	Stern Motorsport	DEU	ITC-C1449 BIC38195	KR/IAME/Komet	7	51.936	0.605	7	
11	898	Hawk Baylaan White	GBR	AT Motorsport	DEU	ITE40903 BIC38996	Exprit/IAME/Komet	7	51.946	0.615	7	
12	925	Charles Troxler	CHE	SIM-ON	DEU	ITF1054 KBF39246	Kosmic/IAME/Komet	7	52.007	0.676	6	
13	833	Jannik Remmert	DEU	VDB Kart Racing	DEU	ITE19994 KBF10478	Tony Kart/IAME/Komet	7	52.033	0.702	4	
14	834	Moritz Schwing	DEU	Team NKS	DEU	ITE 12057 KBF29153	DR/IAME/Komet	9	52.127	0.796	9	
15	888	Louis Schütze	DEU	Ebert Motorsport	DEU	ITE 17941 KBF38528	OTK/IAME/Komet	7	52.140	0.809	6	
16	808	Eric Wess	DEU	Kartshop Ampfing	DEU	ITE44964 KBF25142	Drago Corse/IAME/Komet	7	52.154	0.823	7	
17	855	Matti Klasen	DEU	DSK e.V. Ja zum Motorsport RMW Motorsport	DEU	ITE13782 BIC39010	Tony Kart/IAME/Komet	7	52.419	1.088	4	
18	807	Marlon Vatter	DEU	AT Motorsport	DEU	ITF38543 KBF38543	Exprit/IAME/Komet	5	52.425	1.094	5	
19	844	Kevin Wagner	DEU	MSC-Langenfeld e.V. im ADAC TB Racing Team	DEU	ITE 11828 KBF38262	KR/IAME/Komet	7	52.494	1.163	5	
20	891	Luka Koullen	NLD	PCH Racing	DEU	NKA50483 BIF39956	KR/IAME/Komet	9	52.523	1.192	5	
21	904	Tobias Feeser	DEU	Sonja Feeser	DEU	ITE13863 BEK1198789	LN/IAME/Komet	2	52.969	1.638	2	
22	872	Tobias Burgstahler	DEU	ADAC Württemberg e.V. Stern Motorsport	DEU	NKA38364 KBF38195	KR/IAME/Komet	7	53.112	1.781	6	
23	882	Colin Hahn	DEU	Team Hemkemeyer	DEU	NKA25476 KBF42853	Sodi/IAME/Komet	5	53.256	1.925	5	

Timekeeper
M.Riehmers

Race Director
H.Seidel



INT. ADAC Kartrennen Arena E

X30 SENIOR

Arena E Mülsen 1,315 Km

Free Practice Serie 2

10.08.2024 09:10

Practice (10:00 Time) started at 9:10:37

Lap	Time of Day	Lap Tm	Diff	SF Tm	S1 Tm	S2 Tm
(895) Phil Colin Strenge						
1	9:15:40.217	54.488	+3.157	23.989	15.351	15.148
2	9:16:33.319	53.102	+1.771	23.125	15.036	14.941
3	9:17:25.592	52.273	+0.942	22.767	14.533	14.973
4	9:18:17.284	51.692	+0.361	22.526	14.389	14.777
5	9:19:09.629	52.345	+1.014	23.174	14.399	14.772
6	9:20:01.172	51.543	+0.212	22.440	14.315	14.788
7	9:20:52.503	51.331		22.357	14.248	14.726

Lap	Time of Day	Lap Tm	Diff	SF Tm	S1 Tm	S2 Tm
(810) Daniel Guinchart						
1	9:15:40.434	54.429	+2.928	23.907	15.318	15.204
2	9:16:33.531	53.097	+1.596	23.046	15.100	14.951
3	9:17:26.219	52.688	+1.187	22.781	14.676	15.231
4	9:18:17.886	51.667	+0.166	22.416	14.392	14.859
5	9:19:10.012	52.126	+0.625	22.673	14.578	14.875
6	9:20:01.513	51.501		22.410	14.317	14.774
7	9:20:53.058	51.545	+0.044	22.458	14.297	14.790

Lap	Time of Day	Lap Tm	Diff	SF Tm	S1 Tm	S2 Tm
(927) Colin Sandner						
1	9:15:41.527	54.251	+2.633	23.797	15.265	15.189
2	9:16:36.188	54.661	+3.043	22.968	16.005	15.688
3	9:17:28.538	52.350	+0.732	23.011	14.447	14.892
4	9:18:20.181	51.643	+0.025	22.557	14.303	14.783
5	9:19:12.252	52.071	+0.453	22.492	14.689	14.890
6	9:20:04.441	52.189	+0.571	22.725	14.688	14.776
7	9:20:56.059	51.618		22.561	14.163	14.894

Lap	Time of Day	Lap Tm	Diff	SF Tm	S1 Tm	S2 Tm
(884) Davin Singer						
1	9:15:47.335	54.769	+3.101	24.080	15.265	15.414
2	9:16:40.525	53.190	+1.532	23.377	14.821	14.992
3	9:17:32.846	52.321	+0.663	22.762	14.654	14.905
4	9:18:25.060	52.214	+0.556	22.954	14.425	14.835
5	9:19:17.057	51.997	+0.339	22.674	14.494	14.829
6	9:20:08.715	51.658		22.526	14.467	14.665
7	9:21:00.818	52.103	+0.445	22.772	14.426	14.905

Lap	Time of Day	Lap Tm	Diff	SF Tm	S1 Tm	S2 Tm
(821) Manuel Wagner						
1	9:15:41.938	54.221	+2.536	23.973	15.180	15.068
2	9:16:36.616	54.678	+2.993	23.031	15.676	15.971
3	9:17:28.928	52.312	+0.627	22.878	14.572	14.862
4	9:18:20.613	51.685		22.559	14.294	14.832
5	9:19:12.341	51.728	+0.043	22.462	14.443	14.823
6	9:20:05.029	52.688	+1.003	23.201	14.662	14.825

Lap	Time of Day	Lap Tm	Diff	SF Tm	S1 Tm	S2 Tm
(823) Jason Bralic						
1	9:15:29.653	55.344	+3.654	24.573	15.494	15.277
2	9:16:26.442	56.789	+5.099	25.402	15.694	15.693
3	9:17:20.005	53.563	+1.873	23.437	14.875	15.251
4	9:18:12.156	52.151	+0.461	22.671	14.584	14.896
5	9:19:03.910	51.754	+0.064	22.514	14.363	14.877
6	9:19:55.783	51.873	+0.183	22.609	14.397	14.867
7	9:20:47.473	51.690		22.525	14.322	14.843

Lap	Time of Day	Lap Tm	Diff	SF Tm	S1 Tm	S2 Tm
(885) Carl Luthardt						
1	9:15:28.448	55.635	+3.941	24.421	15.949	15.265
2	9:16:26.376	57.928	+6.234	25.603	15.164	17.161
3	9:17:20.306	53.930	+2.236	23.773	14.818	15.339
4	9:18:12.248	51.942	+0.248	22.687	14.483	14.772
5	9:19:04.085	51.837	+0.143	22.677	14.435	14.725
6	9:19:55.844	51.769	+0.065	22.560	14.491	14.708
7	9:20:47.538	51.694		22.592	14.437	14.665

Lap	Time of Day	Lap Tm	Diff	SF Tm	S1 Tm	S2 Tm
(836) Max Ohsenbrink						
1	9:15:42.691	54.078	+2.372	23.802	15.166	15.110
2	9:16:36.673	53.982	+2.766	22.843	15.084	16.055
3	9:17:29.239	52.566	+0.860	22.991	14.696	14.879
4	9:18:20.945	51.706		22.482	14.429	14.795
5	9:19:12.663	51.718	+0.012	22.416	14.479	14.823
6	9:20:04.495	51.832	+0.126	22.648	14.521	14.663
7	9:20:56.525	52.080	+0.324	22.851	14.432	14.747

Lap	Time of Day	Lap Tm	Diff	SF Tm	S1 Tm	S2 Tm
(820) Felix Maurer						
1	9:14:01.264	53.959	+2.034	23.884	15.050	15.025

Lap	Time of Day	Lap Tm	Diff	SF Tm	S1 Tm	S2 Tm
(920) Donar Munding						
1	9:14:54.815	53.551	+1.626	23.513	14.943	15.095
2	9:15:47.315	52.500	+0.575	22.992	14.637	14.871
3	9:16:40.055	52.740	+0.815	22.830	14.977	14.933
4	9:17:32.462	52.407	+0.482	22.724	14.533	15.150
5	9:18:24.625	52.163	+0.238	22.679	14.530	14.954
6	9:19:16.734	52.109	+0.184	22.814	14.539	14.756
7	9:20:08.659	51.925		22.721	14.368	14.836
8	9:21:01.252	52.593	+0.668	22.793	14.950	14.850

Lap	Time of Day	Lap Tm	Diff	SF Tm	S1 Tm	S2 Tm
(920) Donar Munding						
1	9:15:58.623	55.688	+3.752	24.715	16.640	15.333
2	9:16:52.105	53.482	+1.546	23.314	15.037	15.131
3	9:17:44.662	52.557	+0.621	22.907	14.690	14.960
4	9:18:37.025	52.363	+0.427	22.770	14.556	15.037
5	9:19:29.768	52.743	+0.807	22.817	14.728	15.198
6	9:20:22.119	52.351	+0.415	22.867	14.435	15.049
7	9:21:14.055	51.936		22.588	14.412	14.936

Lap	Time of Day	Lap Tm	Diff	SF Tm	S1 Tm	S2 Tm
(898) Hawk Baylaan White						
1	9:16:10.584	55.541	+3.595	24.245	15.884	15.412
2	9:17:04.313	53.729	+1.783	23.392	14.955	15.382
3	9:17:57.241	52.928	+0.982	23.141	14.707	15.080
4	9:18:49.704	52.463	+0.517	22.817	14.595	15.051
5	9:19:41.969	52.265	+0.319	22.748	14.509	15.008
6	9:20:34.027	52.058	+0.112	22.640	14.494	14.924
7	9:21:25.973	51.946		22.630	14.420	14.896

Lap	Time of Day	Lap Tm	Diff	SF Tm	S1 Tm	S2 Tm
(925) Charles Troxler						
1	9:15:28.181	55.283	+3.276	24.156	15.775	15.352
2	9:16:26.119	57.938	+5.931	26.318	15.496	16.124
3	9:17:19.571	53.452	+1.445	23.439	14.914	15.099
4	9:18:12.131	52.560	+0.553	22.908	14.639	15.013
5	9:19:05.193	53.062	+1.055	22.980	15.249	14.833
6	9:19:57.200	52.007		22.592	14.633	14.782
7	9:20:49.354	52.154	+0.147	22.764	14.463	14.927

Lap	Time of Day	Lap Tm	Diff	SF Tm	S1 Tm	S2 Tm
(833) Jannik Remmert						
1	9:15:41.126	54.108	+2.075	23.857	15.225	15.026
2	9:16:35.102	53.976	+1.943	23.295	15.521	15.160
3	9:17:27.496	52.394	+0.361	22.803	14.684	14.907
4	9:18:19.529	52.033		22.656	14.633	14.744
5	9:19:11.902	52.373	+0.340	22.675	14.722	14.976
6	9:20:04.230	52.328	+0.295	22.812	14.449	15.067
7	9:20:56.495	52.265	+0.232	22.836	14.572	14.857

Lap	Time of Day	Lap Tm	Diff	SF Tm	S1 Tm	S2 Tm
(834) Moritz Schwing						
1	9:14:12.134	55.831	+3.704	24.384	15.828	15.619
2	9:15:06.467	54.333	+2.206	23.888	15.138	15.307
3	9:15:59.497	53.030	+0.903	23.191	14.740	15.099
4	9:16:52.216	52.719	+0.592	22.871	14.819	15.029
5	9:17:44.873	52.657	+0.530	23.032	14.634	14.991
6	9:18:37.184	52.311	+0.184	22.824	14.551	14.936
7	9:19:29.972	52.788	+0.661	22.979	14.608	15.201
8	9:20:22.237	52.265	+0.138	22.736	14.667	14.862
9	9:21:14.364					

INT. ADAC Kartrennen Arena E

X30 SENIOR

Arena E Mülsen 1,315 Km

Free Practice Serie 2

10.08.2024 09:10

Practice (10:00 Time) started at 9:10:37

Lap	Time of Day	Lap Tm	Diff	SF Tm	S1 Tm	S2 Tm	Lap	Time of Day	Lap Tm	Diff	SF Tm	S1 Tm	S2 Tm
(855) Matti Klasen													
1	9:15:40.573	54.458	+2.039	23.936	15.458	15.064							
2	9:16:34.211	53.638	+1.219	23.238	15.375	15.025							
3	9:17:27.045	52.834	+0.415	23.050	14.822	14.962							
4	9:18:19.464	52.419		22.809	14.723	14.887							
5	9:19:12.154	52.690	+0.271	22.999	14.784	14.907							
6	9:20:05.499	53.345	+0.926	22.990	15.431	14.924							
7	9:20:58.049	52.550	+0.131	22.854	14.763	14.933							
(807) Marlon Vatter													
1	9:17:32.730	56.284	+3.859	24.626	16.163	15.506							
2	9:18:26.835	54.105	+1.680	23.565	15.076	15.464							
3	9:19:32.533	1:05.698	+13.273	28.299	19.354	18.045							
4	9:20:25.628	53.095	+0.670	23.304	14.715	15.076							
5	9:21:18.053	52.425		22.793	14.617	15.015							
(844) Kevin Wagner													
1	9:15:35.297	54.213	+1.719	23.660	15.302	15.251							
2	9:16:28.163	52.866	+0.372	23.056	14.817	14.993							
3	9:17:26.412	58.249	+5.755	23.213	16.038	18.998							
4	9:18:19.258	52.846	+0.352	22.964	14.836	15.046							
5	9:19:11.752	52.494		22.740	14.775	14.979							
6	9:20:04.382	52.630	+0.136	23.038	14.725	14.867							
7	9:20:57.195	52.813	+0.319	23.228	14.659	14.926							
(891) Luka Koullen													
1	9:14:01.204	54.576	+2.053	23.658	15.130	15.788							
2	9:14:55.247	54.043	+1.520	23.699	15.035	15.309							
3	9:15:48.114	52.867	+0.344	23.014	14.730	15.123							
4	9:16:41.239	53.125	+0.602	23.056	14.885	15.184							
5	9:17:33.762	52.523		22.801	14.640	15.082							
6	9:18:26.777	53.015	+0.492	22.800	14.904	15.311							
7	9:19:19.705	52.928	+0.405	22.899	14.849	15.180							
8	9:20:12.780	53.075	+0.552	23.077	14.872	15.126							
9	9:21:05.448	52.668	+0.145	22.908	14.687	15.073							
(904) Tobias Feeser													
1	9:20:12.078	55.309	+2.340	24.645	15.413	15.251							
2	9:21:05.047	52.969		23.171	14.763	15.035							
(872) Tobias Burgstahler													
1	9:15:46.087	55.854	+2.742	24.486	15.765	15.603							
2	9:16:41.496	55.409	+2.297	23.787	16.105	15.517							
3	9:17:35.475	53.979	+0.867	23.697	15.087	15.195							
4	9:18:29.090	53.615	+0.503	23.483	14.918	15.214							
5	9:19:22.487	53.397	+0.285	23.436	14.841	15.120							
6	9:20:15.599	53.112		23.127	14.833	15.152							
7	9:21:08.873	53.274	+0.162	23.326	14.816	15.132							
(882) Colin Hahn													
1	9:17:37.950	4:19.859	+3:26.603	27.049	15.727	15.594							
2	9:18:32.445	54.495	+1.239	23.685	15.331	15.479							
3	9:19:26.806	54.361	+1.105	23.541	15.352	15.468							
4	9:20:20.680	53.874	+0.618	23.338	14.977	15.559							
5	9:21:13.936	53.256		23.263	14.776	15.217							



X30 SENIOR

Qualifying Practice Serie 1

Track length: 1.315 Km
Session Started: 11:06:54
Best Lap by: 830 - Max Hezel - 51.350

Rank	#	Driver	Nat	Sponsor Entrant	Nat	License E-License	Make	laps	Best Lap	Diff	In Lap	Penalty
1	830	Max Hezel	DEU	ADAC Hessen-Thüringen e.V. CV Performance Group	DEU	ITF38265 BIF38321	KR/IAME/Komet	6	51.350		6	
2	822	Elja Weiss	DEU	DSK e.V. Ja zum Motorsport SIM-ON	DEU	ITE38504 KBF39246	Kosmic/IAME/Komet	6	51.369	0.019	6	
3	854	Daniel Brozovic	DEU	Valier Motorsport	DEU	ITE 42036 KBF39300	Energy/IAME/Komet	6	51.431	0.081	5	
4	890	Leonard Hocker	DEU	RS-Motorsport	DEU	NKA22440 KBF40372	CRG/IAME/Komet	6	51.524	0.174	5	
5	887	Torben Gröndahl	DEU	MSC Groß Dolln e.V. im ADAC CV Performance Group	DEU	ITC-C14120 BIF38321	KR/IAME/Komet	6	51.627	0.277	6	
6	829	Lutz Ohsenbrink	DEU	KSL Racing Team	DEU	ITE40759 KBF1304585	Alonso/IAME/Komet	6	51.646	0.296	5	
7	812	Rocco Curcio	DEU	ADAC Württemberg e.V. AT-Motorsport	DEU	ITE29607 KBF38996	Exprit/IAME/Komet	6	51.665	0.315	6	
8	815	Moritz Wolber	DEU	ADAC Südbaden e.V. NEES RACING	DEU	NKA16641 BIF17863	Maranello/IAME/Komet	6	51.686	0.336	6	
9	877	Niklas Hirsch	DEU	MSC-Langensfeld e. V. im ADAC SIM-ON	DEU	ITF39320 KBF39246	Kosmic/IAME/Komet	6	51.707	0.357	5	
10	816	Elias Schorneck	DEU	VDB Kart Racing	DEU	ITE40538 KBF10478	Tony Kart/IAME/Komet	6	51.740	0.390	5	
11	809	Luis Esser	DEU	RMW Motorsport	DEU	ITE 11661 KBF39010	OTK/IAME/Komet	6	51.850	0.500	6	
12	825	Julian Bub	DEU	Dörr Motorsport	DEU	ITF45440 BIC38420	KR/IAME/Komet	6	51.927	0.577	6	
13	818	Matthij Vandebroek	DEU	VDB Kart Racing	DEU	ITE 11491 KBF10478	Tony Kart/IAME/Komet	6	51.940	0.590	5	
14	811	Karl Schmiederer	DEU	RS-Motorsport	DEU	ITE39775 KBF40372	CRG/IAME/Komet	6	51.942	0.592	6	
15	806	Moritz Fischer	DEU	ADAC Pfalz e.V. DUTT MOTORSPORT by FENSTER.COM	LUX	NKA26409 IBLK867	Tony Kart/IAME/Komet	6	52.025	0.675	6	
16	876	Cemil Bayyati	DEU	Dörr Motorsport	DEU	ITG15366 BIF38420	KR/IAME/Komet	6	52.121	0.771	5	
17	926	Arham Gandhi	DEU	Team Hemkemeyer	DEU	NKA41855 KBF42853	Maranello /IAME/	6	52.213	0.863	6	
18	905	Maxim Haroutounian	NLD	Falcon Racing Team	NLD	ITE49031 IBL11345	Falcon/Iame/Komet	6	52.224	0.874	6	
19	924	Leonard Frey	DEU	Team Hemkemeyer	DEU	NKA39318 IDC42853	OTK /IAME /Komet	6	52.319	0.969	5	
20	980	Benno Drelok	DEU	Rocco Drelok	DEU	NKA10580 BEK1204567	Tony Kart/IAME/Komet	6	52.578	1.228	5	
21	899	Luke Neubauer	DEU	AT Motorsport	DEU	ITE45043 KBF38996	OTK/IAME/Komet	6	52.591	1.241	5	
22	817	Maximilian Engelstädter	DEU	Dörr Motorsport	DEU	NKA40565 BIF38420	KR/IAME/Komet	6	52.661	1.311	5	
23	843	Luis Simon	DEU	PCH Racing	DEU	NKA36581 KBF39956	LN/IAME/Komet	6	52.732	1.382	5	
24	881	Jacob Trost	DEU	ADAC Hessen-Thüringen e.V. DUTT MOTORSPORT by FENSTER.COM	LUX	NKA41233 IDCK867	Tony Kart/IAME/Komet	6	52.530	1.180	4	+5 Plätze zurück

Timekeeper
M.Riehmers

Race Director
H.Seidel

These results are provisional until the conclusion of any judicial and technical matters!



INT. ADAC Kartrennen Arena E

X30 SENIOR

Arena E Mülsen 1,315 Km

Qualifying Practice Serie 1

10.08.2024 11:07

Qualifying (6:00 Time) started at 11:06:54

Lap	Time of Day	Lap Tm	Diff	SF Tm	S1 Tm	S2 Tm
(830) Max Hezel						
1	11:08:54.531	53.418	+2.068	23.420	15.015	14.983
2	11:09:46.575	52.044	+0.694	22.615	14.652	14.777
3	11:10:38.739	52.164	+0.814	22.667	14.647	14.850
4	11:11:30.379	51.640	+0.290	22.388	14.424	14.828
5	11:12:21.885	51.506	+0.156	22.369	14.398	14.739
6	11:13:13.235	51.350		22.251	14.362	14.737

(822) Elia Weiss						
1	11:08:52.942	53.847	+2.478	23.696	15.077	15.074
2	11:09:45.409	52.467	+1.098	22.905	14.652	14.910
3	11:10:37.451	52.042	+0.673	22.652	14.470	14.920
4	11:11:29.179	51.728	+0.359	22.517	14.400	14.811
5	11:12:20.670	51.491	+0.122	22.353	14.303	14.835
6	11:13:12.039	51.369		22.276	14.299	14.794

(854) Daniel Brozovic						
1	11:09:00.810	54.236	+2.805	23.817	15.261	15.158
2	11:10:53.559	52.749	+1.318	23.070	14.772	14.907
3	11:10:45.631	52.072	+0.641	22.694	14.547	14.831
4	11:11:37.267	51.636	+0.205	22.510	14.389	14.737
5	11:12:28.698	51.431		22.356	14.344	14.731
6	11:13:20.137	51.439	+0.008	22.418	14.332	14.689

(890) Leonard Hocker						
1	11:09:01.348	54.056	+2.532	23.671	15.274	15.111
2	11:09:54.138	52.790	+1.266	23.030	14.851	14.909
3	11:10:46.493	52.355	+0.831	22.926	14.602	14.827
4	11:11:38.173	51.680	+0.156	22.566	14.369	14.745
5	11:12:29.697	51.524		22.425	14.318	14.781
6	11:13:21.578	51.881	+0.357	22.691	14.332	14.858

(887) Torben Gründahl						
1	11:08:56.124	53.979	+2.352	23.763	15.160	15.056
2	11:09:49.121	52.997	+1.370	23.317	14.743	14.937
3	11:10:41.428	52.307	+0.680	22.795	14.543	14.969
4	11:11:33.391	51.963	+0.336	22.659	14.426	14.878
5	11:12:25.090	51.699	+0.072	22.550	14.340	14.809
6	11:13:16.717	51.627		22.414	14.341	14.872

(829) Lutz Ohsenbrink						
1	11:09:11.936	57.712	+6.066	26.675	15.598	15.439
2	11:10:09.791	57.855	+6.209	26.705	15.772	15.378
3	11:11:02.519	52.728	+1.082	23.083	14.670	14.975
4	11:11:54.476	51.957	+0.311	22.619	14.478	14.860
5	11:12:46.122	51.646		22.464	14.423	14.759
6	11:13:37.983	51.861	+0.215	22.645	14.338	14.878

(812) Rocco Curcio						
1	11:08:57.263	53.540	+1.875	23.606	14.834	15.100
2	11:09:49.733	52.470	+0.805	22.923	14.606	14.941
3	11:10:41.951	52.218	+0.553	22.716	14.524	14.978
4	11:11:33.872	51.921	+0.256	22.635	14.394	14.892
5	11:12:25.679	51.807	+0.142	22.512	14.416	14.879
6	11:13:17.344	51.665		22.434	14.338	14.893

(815) Moritz Wolber						
1	11:08:59.282	54.167	+2.481	23.898	15.162	15.107
2	11:09:52.055	52.773	+1.087	23.149	14.736	14.888
3	11:10:44.377	52.322	+0.636	22.873	14.579	14.870
4	11:11:36.566	52.189	+0.503	22.650	14.445	15.094
5	11:12:28.273	51.707	+0.021	22.510	14.369	14.828
6	11:13:19.959	51.686		22.451	14.358	14.877

(877) Niklas Hirsch						
1	11:08:55.999	54.554	+2.847	24.019	15.417	15.118
2	11:09:49.471	53.472	+1.765	23.574	14.943	14.955
3	11:10:42.193	52.722	+1.015	22.889	14.934	14.899
4	11:11:34.075	51.882	+0.175	22.590	14.484	14.808
5	11:12:25.782	51.707		22.420	14.521	14.766
6	11:13:17.515	51.733	+0.026	22.509	14.428	14.796

(816) Elias Schorneck						
------------------------------	--	--	--	--	--	--

Lap	Time of Day	Lap Tm	Diff	SF Tm	S1 Tm	S2 Tm
1	11:09:20.915	53.831	+2.091	23.885	14.854	15.092
2	11:10:13.306	52.391	+0.651	22.854	14.608	14.929
3	11:11:05.351	52.045	+0.305	22.754	14.397	14.894
4	11:11:57.092	51.741	+0.001	22.554	14.381	14.806
5	11:12:48.832	51.740		22.527	14.349	14.864
6	11:13:40.826	51.994	+0.254	22.632	14.450	14.912

(809) Luis Esser						
1	11:08:55.134	53.889	+2.039	23.693	15.106	15.090
2	11:09:47.812	52.678	+0.828	22.995	14.732	14.951
3	11:10:40.046	52.234	+0.384	22.692	14.574	14.968
4	11:11:32.015	51.969	+0.119	22.649	14.448	14.872
5	11:12:24.022	52.007	+0.157	22.643	14.474	14.890
6	11:13:15.872	51.850		22.529	14.416	14.905

(825) Julian Bub						
1	11:09:03.326	55.349	+3.422	23.958	15.585	15.806
2	11:09:58.980	55.654	+3.727	23.392	15.160	17.102
3	11:10:51.668	52.688	+0.761	23.064	14.688	14.936
4	11:11:45.237	53.569	+1.642	22.775	15.434	15.360
5	11:12:37.273	52.036	+0.109	22.466	14.613	14.957
6	11:13:29.200	51.927		22.574	14.455	14.898

(818) Matthy Vandebroek						
1	11:09:21.617	53.775	+1.835	23.800	14.891	15.084
2	11:10:14.301	52.684	+0.744	23.055	14.690	14.939
3	11:11:06.616	52.315	+0.375	22.866	14.494	14.955
4	11:11:58.580	51.964	+0.024	22.611	14.397	14.956
5	11:12:50.520	51.940		22.645	14.418	14.877
6	11:13:42.762	52.242	+0.302	22.735	14.504	15.003

(811) Karl Schmiederer						
1	11:09:03.707	53.618	+1.676	23.594	14.981	15.043
2	11:09:57.562	53.855	+1.913	23.438	15.190	15.227
3	11:10:50.156	52.594	+0.652	22.919	14.753	14.922
4	11:11:43.853	53.697	+1.755	23.791	14.982	14.924
5	11:12:35.990	52.137	+0.195	22.673	14.539	14.925
6	11:13:27.932	51.942		22.624	14.475	14.843

(806) Moritz Fischer						
1	11:09:10.795	56.255	+4.230	25.631	15.361	15.263
2	11:10:03.882	53.087	+1.062	23.017	14.957	15.113
3	11:10:56.539	52.657	+0.632	22.868	14.697	15.092
4	11:11:48.730	52.191	+0.166	22.730	14.579	14.882
5	11:12:40.812	52.082	+0.057	22.620	14.575	14.887
6	11:13:32.837	52.025		22.590	14.505	14.930

(876) Cemil Bayyati						
1	11:09:01.012	56.013	+3.892	24.602	15.653	15.758
2	11:09:53.963	52.951	+0.830	23.152	14.806	14.993
3	11:10:47.163	53.200	+1.079	23.477	14.708	15.015
4	11:11:39.411	52.248	+0.127	22.786	14.529	14.933
5	11:12:31.532	52.121		22.637	14.479	15.005
6	11:13:23.698	52.166	+0.045	22.651	14.493	15.022

(926) Arham Gandhi						
1	11:09:06.837	54.894	+2.681	24.101	15.334	15.459
2	11:10:00.483	53.646	+1.433	23.526	14.929	15.191
3	11:10:53.259	52.776	+0.563	23.035	14.692	15.049
4	11:11:45.753	52.494	+0.281	22.871	14.659	14.964
5	11:12:38.197	52.444	+0.231	22.878	14.586	15.010
6	11:13:30.410	52.213		22.686	14.583	14.944

(905) Maxim Haroutounian						
1	11:09:08.657	54.862	+2.638	24.145	15.290	15.427
2	11:10:02.145	53.488	+1.264	23.367	14.932	15.189
3	11:10:54.920	52.775	+0.551	23.008	14.625	15.142
4	11:11:47.571	52.651	+0.427	22.909	14.626	

INT. ADAC Kartrennen Arena E

X30 SENIOR

Arena E Mülsen 1,315 Km

Qualifying Practice Serie 1

10.08.2024 11:07

Qualifying (6:00 Time) started at 11:06:54

Lap	Time of Day	Lap Tm	Diff	SF Tm	S1 Tm	S2 Tm	Lap	Time of Day	Lap Tm	Diff	SF Tm	S1 Tm	S2 Tm
3	11:10:49.434	53.092	+0.773	23.112	14.888	15.092							
4	11:11:42.032	52.598	+0.279	22.884	14.783	14.931							
5	11:12:34.351	52.319		22.755	14.652	14.912							
6	11:13:27.562	53.211	+0.892	23.085	14.717	15.409							
(980) Benno Drelok													
1	11:09:02.874	54.840	+2.262	24.057	15.508	15.275							
2	11:09:56.499	53.625	+1.047	23.546	14.968	15.111							
3	11:10:49.624	53.125	+0.547	23.030	15.101	14.994							
4	11:11:42.535	52.911	+0.333	22.935	14.835	15.141							
5	11:12:35.113	52.578		22.746	14.707	15.125							
6	11:13:27.872	52.759	+0.181	22.881	14.783	15.095							
(899) Luke Neubauer													
1	11:09:01.944	55.162	+2.571	24.046	15.813	15.303							
2	11:09:55.455	53.511	+0.920	23.378	14.943	15.190							
3	11:10:48.655	53.200	+0.609	23.174	14.902	15.124							
4	11:11:41.603	52.948	+0.357	23.095	14.758	15.095							
5	11:12:34.194	52.591		22.890	14.676	15.025							
6	11:13:26.922	52.728	+0.137	23.000	14.663	15.065							
(817) Maximilian Engelstädter													
1	11:09:13.383	55.592	+2.931	24.758	15.552	15.282							
2	11:10:07.322	53.939	+1.278	23.527	15.147	15.265							
3	11:11:00.586	53.264	+0.603	23.307	14.845	15.112							
4	11:11:53.359	52.773	+0.112	22.988	14.695	15.090							
5	11:12:46.020	52.661		23.041	14.641	14.979							
6	11:13:38.796	52.776	+0.115	23.115	14.641	15.020							
(843) Luis Simon													
1	11:09:03.536	54.519	+1.787	23.875	15.101	15.543							
2	11:09:58.029	54.493	+1.761	23.690	15.321	15.482							
3	11:10:51.108	53.079	+0.347	23.122	14.797	15.160							
4	11:11:44.554	53.446	+0.714	23.155	14.962	15.329							
5	11:12:37.286	52.732		22.852	14.652	15.228							
6	11:13:30.113	52.827	+0.095	23.151	14.578	15.098							
(881) Jacob Trost													
1	11:09:11.993	57.690	+5.160	26.785	15.801	15.104							
2	11:10:10.447	58.454	+5.924	23.328	15.606	19.520							
3	11:11:03.655	53.208	+0.678	23.235	14.960	15.013							
4	11:11:56.185	52.530		22.765	14.840	14.925							
5	11:12:49.229	53.044	+0.514	22.694	14.572	15.778							
6	11:13:42.067	52.838	+0.308	23.053	14.779	15.006							



X30 SENIOR


Qualifying Practice Serie 2

Track length: 1.315 Km
Session Started: 11:21:00
Best Lap by: 895 - Phil Colin Strenge - 51.427

Rank	#	Driver	Nat	Sponsor Entrant	Nat	License E-License	Make	laps	Best Lap	Diff	In Lap	Penalty
1	895	Phil Colin Strenge	DEU	ADAC Württemberg e.V. Ebert Motorsport	DEU	ITE42785 EL38528	LN/IAME/Komet	6	51.427		5	
2	823	Jason Bralic	NLD	SIM-ON	DEU	ITF46957 KBF39246	Kosmic/IAME/Komet	6	51.486	0.059	6	
3	927	Colin Sandner	DEU	Team NKS	DEU	ITC-C17316 KBF42057	DR/IAME/	6	51.741	0.314	3	
4	810	Daniel Guinchard	GBR	SFR Motorsport	GBR	ITC-C292117 IBL368379	KR/IAME/Komet	6	51.745	0.318	4	
5	885	Carl Luthardt	DEU	Falcon Racing Team	NLD	ITE 37029 IBL11345	Falcon/IAME/Komet	6	51.793	0.366	4	
6	821	Manuel Wagner	DEU	RS-Motorsport	DEU	ITE 39259 KBF40372	CRG/IAME/Komet	6	51.805	0.378	4	
7	920	Donar Munding	LIE	Stern Motorsport	DEU	ITC-C1449 BIC38195	KR/IAME/Komet	6	51.862	0.435	6	
8	833	Jannik Remmert	DEU	VDB Kart Racing	DEU	ITE19994 KBF10478	Tony Kart/IAME/Komet	6	51.918	0.491	5	
9	904	Tobias Feeser	DEU	Sonja Feeser	DEU	ITE13863 BEK1198789	LN/IAME/Komet	6	51.939	0.512	6	
10	807	Marlon Vatter	DEU	AT Motorsport	DEU	ITF38543 KBF38543	Exprit/IAME/Komet	6	51.974	0.547	6	
11	884	Davin Singer	DEU	ADAC Südbaden e.V. CV Performance Group	DEU	ITE 23384 BIF38321	KR/IAME/Komet	6	51.987	0.560	4	
12	836	Max Ohsenbrink	DEU	KSL Racing Team	DEU	ITE18670 KBF1304585	Alonso/IAME/Komet	6	52.027	0.600	4	
13	925	Charles Troxler	CHE	SIM-ON	DEU	ITF1054 KBF39246	Kosmic/IAME/Komet	6	52.041	0.614	4	
14	888	Louis Schütze	DEU	Ebert Motorsport	DEU	ITE 17941 KBF38528	OTK/IAME/Komet	6	52.089	0.662	4	
15	808	Eric Wess	DEU	Kartshop Ampfing	DEU	ITE44964 KBF25142	Drago Corse/IAME/Komet	6	52.159	0.732	4	
16	891	Luka Koullen	NLD	PCH Racing	DEU	NKA50483 BIF39956	KR/IAME/Komet	6	52.213	0.786	6	
17	834	Moritz Schwing	DEU	Team NKS	DEU	ITE 12057 KBF29153	DR/IAME/Komet	6	52.321	0.894	6	
18	898	Hawk Baylaan White	GBR	AT Motorsport	DEU	ITE40903 BIC38996	Exprit/IAME/Komet	6	52.347	0.920	3	
19	855	Matti Klasen	DEU	DSK e.V. Ja zum Motorsport RMW Motorsport	DEU	ITE13782 BIC39010	Tony Kart/IAME/Komet	6	52.434	1.007	3	
20	820	Felix Maurer	DEU	DUTT MOTORSPORT by FENSTER.com	LUX	NKA41244 IBLK867	Tony Kart/IAME/Komet	6	52.527	1.100	6	
21	844	Kevin Wagner	DEU	MSC-Langensfeld e. V. im ADAC TB Racing Team	DEU	ITE 11828 KBF38262	KR/IAME/Komet	4	52.648	1.221	4	
22	882	Colin Hahn	DEU	Team Hemkemeyer	DEU	NKA25476 KBF42853	Sodi/IAME/Komet	6	52.901	1.474	3	
23	872	Tobias Burgstahler	DEU	ADAC Württemberg e.V. Stern Motorsport	DEU	NKA38364 KBF38195	KR/IAME/Komet	6	53.022	1.595	4	

Timekeeper
M.Riehmers

Race Director
H.Seidel



INT. ADAC Kartrennen Arena E

X30 SENIOR

Arena E Mülsen 1,315 Km

Qualifying Practice Serie 2

10.08.2024 11:21

Qualifying (6:00 Time) started at 11:21:00

Lap	Time of Day	Lap Tm	Diff	SF Tm	S1 Tm	S2 Tm
(895) Phil Colin Strenge						
1	11:23:04.596	53.591	+2.164	23.435	15.094	15.062
2	11:23:56.859	52.263	+0.836	22.746	14.562	14.955
3	11:24:48.565	51.706	+0.279	22.566	14.344	14.796
4	11:25:40.056	51.491	+0.064	22.360	14.807	14.824
5	11:26:31.483	51.427		22.262	14.335	14.830
6	11:27:23.068	51.585	+0.158	22.299	14.361	14.925

Lap	Time of Day	Lap Tm	Diff	SF Tm	S1 Tm	S2 Tm
(823) Jason Bralic						
1	11:23:01.524	54.285	+2.799	24.110	15.101	15.074
2	11:23:53.791	52.267	+0.781	22.862	14.533	14.872
3	11:24:45.737	51.946	+0.460	22.576	14.436	14.934
4	11:25:37.288	51.551	+0.065	22.374	14.335	14.842
5	11:26:29.083	51.795	+0.309	22.391	14.328	15.076
6	11:27:20.569	51.486		22.318	14.437	14.731

Lap	Time of Day	Lap Tm	Diff	SF Tm	S1 Tm	S2 Tm
(927) Colin Sandner						
1	11:23:05.245	54.473	+2.732	24.499	14.979	14.995
2	11:23:57.443	52.198	+0.457	22.790	14.514	14.894
3	11:24:49.184	51.741		22.601	14.382	14.758
4	11:25:41.059	51.875	+0.134	22.782	14.335	14.758
5	11:26:37.195	56.136	+4.395	26.030	15.002	15.104
6	11:27:29.061	51.866	+0.125	22.562	14.401	14.903

Lap	Time of Day	Lap Tm	Diff	SF Tm	S1 Tm	S2 Tm
(810) Daniel Guinchard						
1	11:23:05.074	53.593	+1.848	23.597	14.860	15.136
2	11:23:57.073	51.999	+0.254	22.501	14.588	14.910
3	11:24:49.034	51.961	+0.216	22.666	14.493	14.802
4	11:25:40.779	51.745		22.443	14.372	14.930
5	11:26:32.685	51.906	+0.161	22.520	14.437	14.949
6	11:27:24.460	51.775	+0.030	22.417	14.420	14.938

Lap	Time of Day	Lap Tm	Diff	SF Tm	S1 Tm	S2 Tm
(885) Carl Luthardt						
1	11:23:00.414	54.016	+2.223	23.694	15.128	15.194
2	11:23:52.941	52.527	+0.734	22.969	14.638	14.920
3	11:24:44.861	51.920	+0.127	22.620	14.432	14.868
4	11:25:36.654	51.793		22.421	14.436	14.936
5	11:26:28.760	52.106	+0.313	22.578	14.494	15.034
6	11:27:20.566	51.806	+0.013	22.432	14.438	14.936

Lap	Time of Day	Lap Tm	Diff	SF Tm	S1 Tm	S2 Tm
(821) Manuel Wagner						
1	11:23:06.616	53.329	+1.524	23.450	14.813	15.066
2	11:23:59.189	52.573	+0.768	22.897	14.902	14.774
3	11:24:51.653	52.464	+0.659	22.884	14.738	14.842
4	11:25:43.458	51.805		22.511	14.429	14.865
5	11:26:35.801	52.343	+0.538	22.871	14.483	14.989
6	11:27:27.879	52.078	+0.273	22.654	14.420	15.004

Lap	Time of Day	Lap Tm	Diff	SF Tm	S1 Tm	S2 Tm
(920) Donar Munding						
1	11:23:16.668	53.895	+2.033	23.551	15.200	15.144
2	11:24:09.246	52.578	+0.716	22.974	14.609	14.995
3	11:25:01.220	51.974	+0.112	22.624	14.458	14.892
4	11:25:58.009	56.789	+4.927	24.257	17.082	15.450
5	11:26:50.153	52.144	+0.282	22.753	14.474	14.917
6	11:27:42.015	51.862		22.531	14.354	14.977

Lap	Time of Day	Lap Tm	Diff	SF Tm	S1 Tm	S2 Tm
(833) Jannik Remmert						
1	11:22:59.133	53.460	+1.542	23.309	15.019	15.132
2	11:23:52.224	53.091	+1.173	23.106	14.841	15.144
3	11:24:44.469	52.245	+0.327	22.633	14.626	14.986
4	11:25:36.427	51.958	+0.040	22.477	14.488	14.993
5	11:26:28.345	51.918		22.481	14.521	14.916
6	11:27:20.491	52.146	+0.228	22.565	14.610	14.971

Lap	Time of Day	Lap Tm	Diff	SF Tm	S1 Tm	S2 Tm
(904) Tobias Feeser						
1	11:23:06.040	54.570	+2.631	23.562	15.364	15.644
2	11:23:59.025	53.985	+2.046	23.690	15.314	14.981
3	11:24:52.078	53.053	+1.114	23.326	14.741	14.986
4	11:25:45.726	53.648	+1.709	24.149	14.643	14.856
5	11:26:37.997	52.271	+0.332	22.760	14.593	14.918
6	11:27:29.936	51.939		22.553	14.452	14.934

Lap	Time of Day	Lap Tm	Diff	SF Tm	S1 Tm	S2 Tm
(807) Marlon Vatter						

Lap	Time of Day	Lap Tm	Diff	SF Tm	S1 Tm	S2 Tm
1	11:23:09.057	54.237	+2.263	23.996	15.112	15.129
2	11:24:02.094	53.037	+1.063	23.257	14.850	14.930
3	11:24:54.628	52.534	+0.560	22.747	14.810	14.977
4	11:25:47.021	52.393	+0.419	22.722	14.619	15.052
5	11:26:39.342	52.321	+0.347	22.691	14.689	14.941
6	11:27:31.316	51.974		22.495	14.540	14.939

Lap	Time of Day	Lap Tm	Diff	SF Tm	S1 Tm	S2 Tm
(884) Davin Singer						
1	11:22:58.844	53.991	+2.004	23.838	15.049	15.104
2	11:23:51.738	52.894	+0.907	23.244	14.648	15.002
3	11:24:43.977	52.239	+0.252	22.734	14.526	14.979
4	11:25:35.964	51.987		22.600	14.409	14.978
5	11:26:28.057	52.093	+0.106	22.672	14.435	14.986
6	11:27:20.289	52.232	+0.245	22.701	14.502	15.029

Lap	Time of Day	Lap Tm	Diff	SF Tm	S1 Tm	S2 Tm
(836) Max Ohsenbrink						
1	11:23:04.158	53.249	+1.222	23.168	14.994	15.087
2	11:23:56.707	52.549	+0.522	22.870	14.637	15.042
3	11:24:48.968	52.261	+0.234	22.847	14.543	14.871
4	11:25:40.995	52.027		22.724	14.522	14.871
5	11:26:39.875	58.880	+6.853	27.913	15.787	15.180
6	11:27:32.211	52.336	+0.309	22.805	14.573	14.958

Lap	Time of Day	Lap Tm	Diff	SF Tm	S1 Tm	S2 Tm
(925) Charles Troxler						
1	11:23:05.946	53.443	+1.402	23.433	15.025	14.985
2	11:23:59.111	53.165	+1.124	22.922	15.393	14.850
3	11:24:51.824	52.713	+0.672	22.720	15.145	14.848
4	11:25:43.865	52.041		22.584	14.596	14.861
5	11:26:36.243	52.378	+0.337	22.923	14.584	14.871
6	11:27:28.529	52.286	+0.245	22.788	14.592	14.906

Lap	Time of Day	Lap Tm	Diff	SF Tm	S1 Tm	S2 Tm
(888) Louis Schütze						
1	11:23:16.835	53.862	+1.773	23.815	14.961	15.086
2	11:24:09.633	52.798	+0.709	23.008	14.779	15.011
3	11:25:01.929	52.296	+0.207	22.779	14.616	14.901
4	11:25:54.018	52.089		22.678	14.572	14.839
5	11:26:46.683	52.665	+0.576	23.051	14.623	14.991
6	11:27:39.040	52.357	+0.268	22.663	14.631	15.063

Lap	Time of Day	Lap Tm	Diff	SF Tm	S1 Tm	S2 Tm
(808) Eric Wess						
1	11:23:05.310	53.440	+1.281	23.508	14.958	14.974
2	11:23:58.721	53.411	+1.252	23.488	14.936	14.987
3	11:24:51.084	52.363	+0.204	22.787	14.582	14.994
4	11:25:43.243	52.159		22.691	14.445	15.023
5	11:26:36.186	52.943	+0.784	23.321	14.628	14.994
6	11:27:28.475	52.289	+0.130	22.758	14.561	14.970

Lap	Time of Day	Lap Tm	Diff	SF Tm	S1 Tm	S2 Tm
(891) Luka Koullen						
1	11:23:10.660	53.707	+1.494	23.485	15.159	15.063
2	11:24:02.978	52.318	+0.105	22.777	14.590	14.951
3	11:24:56.007	53.029	+0.816	22.590	15.345	15.094
4	11:25:48.488	52.481	+0.268	22.877	14.546	15.058
5	11:26:40.795	52.307	+0.094	22.717	14.572	15.018
6	11:27:33.008	52.213		22.672	14.645	14.896

INT. ADAC Kartrennen Arena E

X30 SENIOR

Arena E Mülsen 1,315 Km

Qualifying Practice Serie 2

10.08.2024 11:21

Qualifying (6:00 Time) started at 11:21:00

Lap	Time of Day	Lap Tm	Diff	SF Tm	S1 Tm	S2 Tm	Lap	Time of Day	Lap Tm	Diff	SF Tm	S1 Tm	S2 Tm
3	11:24:52.854	52.434		22.821	14.707	14.906							
4	11:25:45.655	52.801	+0.367	22.993	14.650	15.158							
5	11:26:38.363	52.708	+0.274	23.048	14.769	14.891							
6	11:27:30.828	52.465	+0.031	22.739	14.659	15.067							
(820) Felix Maurer													
1	11:23:09.135	54.258	+1.731	24.079	15.233	14.946							
2	11:24:01.964	52.829	+0.302	23.094	14.696	15.039							
3	11:24:54.864	52.900	+0.373	22.815	15.214	14.871							
4	11:25:47.530	52.666	+0.139	23.203	14.669	14.794							
5	11:26:40.237	52.707	+0.180	22.771	14.680	15.256							
6	11:27:32.764	52.527		23.017	14.602	14.908							
(844) Kevin Wagner													
1	11:23:09.675	54.939	+2.291	24.339	15.380	15.220							
2	11:24:02.368	52.693	+0.045	22.945	14.806	14.942							
3	11:24:56.954	54.586	+1.938	22.788	16.317	15.481							
4	11:25:49.602	52.648		22.980	14.654	15.014							
(882) Colin Hahn													
1	11:23:13.727	54.340	+1.439	23.928	15.134	15.278							
2	11:24:07.173	53.446	+0.545	23.324	14.794	15.328							
3	11:25:00.074	52.901		23.054	14.685	15.162							
4	11:25:53.261	53.187	+0.286	23.072	14.810	15.305							
5	11:26:46.339	53.078	+0.177	23.034	14.733	15.311							
6	11:27:39.568	53.229	+0.328	22.961	14.935	15.333							
(872) Tobias Burgstahler													
1	11:23:13.667	54.537	+1.515	23.847	15.309	15.381							
2	11:24:07.741	54.074	+1.052	23.957	14.908	15.209							
3	11:25:00.900	53.159	+0.137	23.220	14.889	15.050							
4	11:25:53.922	53.022		23.164	14.816	15.042							
5	11:26:47.578	53.656	+0.634	23.522	14.976	15.158							
6	11:27:40.725	53.147	+0.125	23.083	14.899	15.165							



X30 SENIOR

Qualifying Practice Serie 1 Rev 2

Track length: 1.315 Km
Session Started: 11:06:54
Best Lap by: 830 - Max Hezel - 51.350

Rank	#	Driver	Nat	Sponsor Entrant	Nat	License E-License	Make	laps	Best Lap	Diff	In Lap	Penalty
1	830	Max Hezel	DEU	ADAC Hessen-Thüringen e.V. CV Performance Group	DEU	ITF38265 BIF38321	KR/IAME/Komet	6	51.350		6	
2	822	Elja Weiss	DEU	DSK e.V. Ja zum Motorsport SIM-ON	DEU	ITE38504 KBF39246	Kosmic/IAME/Komet	6	51.369	0.019	6	
3	890	Leonard Hocker	DEU	RS-Motorsport	DEU	NKA22440 KBF40372	CRG/IAME/Komet	6	51.524	0.174	5	
4	887	Torben Gröndahl	DEU	MSC Groß Dölln e.V. im ADAC CV Performance Group	DEU	ITC-C14120 BIF38321	KR/IAME/Komet	6	51.627	0.277	6	
5	829	Lutz Ohsenbrink	DEU	KSL Racing Team	DEU	ITE40759 KBF1304585	Alonso/IAME/Komet	6	51.646	0.296	5	
6	812	Rocco Curcio	DEU	ADAC Württemberg e.V. AT-Motorsport	DEU	ITE29607 KBF38996	Exprit/IAME/Komet	6	51.665	0.315	6	
7	815	Moritz Wolber	DEU	ADAC Südbaden e.V. NEES RACING	DEU	NKA16641 BIF17863	Maranello/IAME/Komet	6	51.686	0.336	6	
8	877	Niklas Hirsch	DEU	MSC-Langenfeld e. V. im ADAC SIM-ON	DEU	ITF39320 KBF39246	Kosmic/IAME/Komet	6	51.707	0.357	5	
9	816	Elias Schorneck	DEU	VDB Kart Racing	DEU	ITE40538 KBF10478	Tony Kart/IAME/Komet	6	51.740	0.390	5	
10	809	Luis Esser	DEU	RMW Motorsport	DEU	ITE 11661 KBF39010	OTK/IAME/Komet	6	51.850	0.500	6	
11	825	Julian Bub	DEU	Dörr Motorsport	DEU	ITF45440 BIC38420	KR/IAME/Komet	6	51.927	0.577	6	
12	818	Matthij Vandebroek	DEU	VDB Kart Racing	DEU	ITE 11491 KBF10478	Tony Kart/IAME/Komet	6	51.940	0.590	5	
13	811	Karl Schmiederer	DEU	RS-Motorsport	DEU	ITE39775 KBF40372	CRG/IAME/Komet	6	51.942	0.592	6	
14	806	Moritz Fischer	DEU	ADAC Pfalz e.V. DUTT MOTORSP. by FENSTER.COM	LUX	NKA26409 IBLK867	Tony Kart/IAME/Komet	6	52.025	0.675	6	
15	876	Cemil Bayyati	DEU	Dörr Motorsport	DEU	ITG15366 BIF38420	KR/IAME/Komet	6	52.121	0.771	5	
16	926	Arham Gandhi	DEU	Team Hemkemeyer	DEU	NKA41855 KBF42853	Maranello /IAME/	6	52.213	0.863	6	
17	905	Maxim Haroutounian	NLD	Falcon Racing Team	NLD	ITE49031 IBL11345	Falcon/IAME/Komet	6	52.224	0.874	6	
18	924	Leonard Frey	DEU	Team Hemkemeyer	DEU	NKA39318 IDC42853	OTK /IAME /Komet	6	52.319	0.969	5	
19	980	Benno Drelok	DEU	Rocco Drelok	DEU	NKA10580 BEK1204567	Tony Kart/IAME/Komet	6	52.578	1.228	5	
20	899	Luke Neubauer	DEU	AT Motorsport	DEU	ITE45043 KBF38996	OTK/IAME/Komet	6	52.591	1.241	5	
21	817	Maximilian Engelstädter	DEU	Dörr Motorsport	DEU	NKA40565 BIF38420	KR/IAME/Komet	6	52.661	1.311	5	
22	843	Luis Simon	DEU	PCH Racing	DEU	NKA36581 KBF39956	LN/IAME/Komet	6	52.732	1.382	5	
24	881	Jacob Trost	DEU	ADAC Hessen-Thüringen e.V. DUTT MOTORSPORT by FENSTER.COM	LUX	NKA41233 IDCK867	Tony Kart/IAME/Komet	6	52.530	1.180	4	+5 Plätze zurück

Not classified

DSQ	854	Daniel Brozovic	DEU	Valier Motorsport	DEU	ITE 42036 KBF39300	Energy/IAME/Komet	6	51.431		5	
-----	-----	-----------------	-----	-------------------	-----	-----------------------	-------------------	---	--------	--	---	--

Announcements

- # 881 + 5 pos. front fairing
- # 854 DQ Steward Decision

Timekeeper
M.Riehmers

Race Director
H.Seidel

These results are provisional until the conclusion of any judicial and technical matters!



DKM Round 5

X30 Senioren

Mülser II

Total Result Qualifying Fast Group / Slow Group


Pos.	No.	Firstname	Lastname	Driv.		Entr.		Sponsor	Best Time	Pos	
				NAT	Entrant	NAT	Make			Gr.	Heat
1	830	Max	Hezel	DEU	CV Performance Group	DEU	KR/IAME/Komet	ADAC Hessen-Thüringen e.V.	51,350	1	A
2	895	Phil Colin	Streng	DEU	Ebert Motorsport	DEU	LN/IAME/Komet	ADAC Württemberg e.V.	51,427	1	B
3	822	Elia	Weiss	DEU	SIM-ON	DEU	Kosmic/IAME/Komet	DSK e.V. Ja zum Motorsport	51,369	2	C
4	823	Jason	Bralic	NLD	SIM-ON	DEU	Kosmic/IAME/Komet		51,486	2	A
5	890	Leonard	Hocker	DEU	RS-Motorsport	DEU	CRG/IAME/Komet		51,524	3	B
6	927	Colin	Sandner	DEU	Team NKS	DEU	DR/IAME/		51,741	3	C
7	887	Torben	Gröndahl	DEU	CV Performance Group	DEU	KR/IAME/Komet	MSC Groß Dölln e.V. im ADAC	51,627	4	A
8	810	Daniel	Guinchard	GBR	SFR Motorsport	GBR	KR/IAME/Komet		51,745	4	B
9	829	Lutz	Ohsenbrink	DEU	KSL Racing Team	DEU	Alonso/IAME/Komet		51,646	5	C
10	885	Carl	Luthardt	DEU	Falcon Racing Team	NLD	Falcon/IAME/Komet		51,793	5	A
11	812	Rocco	Curcio	DEU	AT-Motorsport	DEU	Exprit/IAME/Komet	ADAC Württemberg e.V.	51,665	6	B
12	821	Manuel	Wagner	DEU	RS-Motorsport	DEU	CRG/IAME/Komet		51,805	6	C
13	815	Moritz	Wolber	DEU	NEES RACING	DEU	Maranello/IAME/Komet	ADAC Südbaden e.V.	51,686	7	A
14	920	Donar	Munding	LIE	Stern Motorsport	DEU	KR/IAME/Komet		51,862	7	B
15	877	Niklas	Hirsch	DEU	SIM-ON	DEU	Kosmic/IAME/Komet	MSC-Langenfeld e. V. im ADA	51,707	8	C
16	833	Jannik	Remmert	DEU	VDB Kart Racing	DEU	Tony Kart/IAME/Komet		51,918	8	A
17	816	Elias	Schorneck	DEU	VDB Kart Racing	DEU	Tony Kart/IAME/Komet		51,740	9	B
18	904	Tobias	Feeser	DEU	Sonja Feeser	DEU	LN/IAME/Komet		51,939	9	C
19	809	Luis	Esser	DEU	RMW Motorsport	DEU	OTK/IAME/Komet		51,850	10	A
20	807	Marlon	Vatter	DEU	AT Motorsport	DEU	Exprit/IAME/Komet		51,974	10	B
21	825	Julian	Bub	DEU	Dörr Motorsport	DEU	KR/IAME/Komet		51,927	11	C
22	884	Davin	Singer	DEU	CV Performance Group	DEU	KR/IAME/Komet	ADAC Südbaden e.V.	51,987	11	A
23	818	Matthy	Vandebroek	DEU	VDB Kart Racing	DEU	Tony Kart/IAME/Komet		51,940	12	B
24	836	Max	Ohsenbrink	DEU	KSL Racing Team	DEU	Alonso/IAME/Komet		52,027	12	C
25	811	Karl	Schmiederer	DEU	RS-Motorsport	DEU	CRG/IAME/Komet		51,942	13	A
26	925	Charles	Troxler	CHE	SIM-ON	DEU	Kosmic/IAME/Komet		52,041	13	B
27	806	Moritz	Fischer	DEU	DUTT MOTORSP. by FENSTER.COM	LUX	Tony Kart/IAME/Komet	ADAC Pfalz e.V.	52,025	14	C
28	888	Louis	Schütze	DEU	Ebert Motorsport	DEU	OTK/IAME/Komet		52,089	14	A
29	876	Cemil	Bayyati	DEU	Dörr Motorsport	DEU	KR/IAME/Komet		52,121	15	B
30	808	Eric	Wess	DEU	Kartshop Ampfing	DEU	Drago Corse/IAME/Komet		52,159	15	C
31	926	Arham	Gandhi	DEU	Team Hemkemeyer	DEU	Maranello /IAME/		52,213	16	A
32	891	Luka	Koullen	NLD	PCH Racing	DEU	KR/IAME/Komet		52,213	16	B
33	905	Maxim	Haroutounian	NLD	Falcon Racing Team	NLD	Falcon/IAME/Komet		52,224	17	C
34	834	Moritz	Schwing	DEU	Team NKS	DEU	DR/IAME/Komet		52,321	17	A
35	924	Leonard	Frey	DEU	Team Hemkemeyer	DEU	OTK /IAME /Komet		52,319	18	B
36	898	Hawk Baylaan	White	GBR	AT Motorsport	DEU	Exprit/IAME/Komet		52,347	18	C
37	980	Benno	Drelok	DEU	Rocco Drelok	DEU	Tony Kart/IAME/Komet		52,578	19	A
38	855	Matti	Klasen	DEU	RMW Motorsport	DEU	Tony Kart/IAME/Komet	DSK e.V. Ja zum Motorsport	52,434	19	B
39	899	Luke	Neubauer	DEU	AT Motorsport	DEU	OTK/IAME/Komet		52,591	20	C
40	820	Felix	Maurer	DEU	DUTT MOTORSPORT by FENSTER.com	LUX	Tony Kart/IAME/Komet		52,527	20	A
41	817	Maximilian	Engelstädter	DEU	Dörr Motorsport	DEU	KR/IAME/Komet		52,661	21	B
42	844	Kevin	Wagner	DEU	TB Racing Team	DEU	KR/IAME/Komet	MSC-Langenfeld e. V. im ADA	52,648	21	C
43	843	Luis	Simon	DEU	PCH Racing	DEU	LN/IAME/Komet		52,732	22	A
44	882	Colin	Hahn	DEU	Team Hemkemeyer	DEU	Sodi/IAME/Komet		52,901	22	B
45	881	Jacob	Trost	DEU	DUTT MOTORSPORT by FENSTER.COM	LUX	Tony Kart/IAME/Komet	ADAC Hessen-Thüringen e.V.	52,530	23	C

Announcements: These results are provisional until the conclusion of any judicial and technical matters

Race Director Horst Seidel:



Timekeeping M. Riehmers:



Printed: 10.08.2024 13:02

Posted at: h





DKM Round 5

X30 Senioren


Mülsen II

Total Result Qualifying Fast Group / Slow Group


Pos. No.	Firstname	Lastname	Driv.		Entr.		Sponsor	Pos		
			NAT	Entrant	NAT	Make		Best Time	Quali Gr.	Heat Gr.
46	872	Tobias	DEU	Stern Motorsport	DEU	KR/IAME/Komet	ADAC Württemberg e.V.	53,022	23	A
47	854	Daniel	DEU	Valier Motorsport	DEU	Energy/IAME/Komet		51,431	DSQ	B

Announcements: These results are provisional until the conclusion of any judicial and technical matters

Race Director Horst Seidel:



Timekeeping M. Riehmers:



Printed: 10.08.2024 13:02

Posted at: h



**Heat organization
DKM Round 5
Mülser II
X30 Senioren Group A**

Group	Pos	No.	Firstname	Lastname	Class	Overall BestTm
Group A	1	830	Max	Hezel	X30 Senioren	51,350
Group A	4	823	Jason	Bralic	X30 Senioren	51,486
Group A	7	887	Torben	Gröndahl	X30 Senioren	51,627
Group A	10	885	Carl	Luthardt	X30 Senioren	51,793
Group A	13	815	Moritz	Wolber	X30 Senioren	51,686
Group A	16	833	Jannik	Remmert	X30 Senioren	51,918
Group A	19	809	Luis	Esser	X30 Senioren	51,850
Group A	22	884	Davin	Singer	X30 Senioren	51,987
Group A	25	811	Karl	Schmiederer	X30 Senioren	51,942
Group A	28	888	Louis	Schütze	X30 Senioren	52,089
Group A	31	926	Arham	Gandhi	X30 Senioren	52,213
Group A	34	834	Moritz	Schwing	X30 Senioren	52,321
Group A	37	980	Benno	Drelok	X30 Senioren	52,578
Group A	40	820	Felix	Maurer	X30 Senioren	52,527
Group A	43	843	Luis	Simon	X30 Senioren	52,732
Group A	46	872	Tobias	Burgstahler	X30 Senioren	53,022

Race Director Horst Seidel:

Timekeeping M. Riehmers:

Printed: 10.08.2024 13:02

Posted at: h



**Heat organization
DKM Round 5
Mülsen II
X30 Senioren Group B**

Group	Pos	No.	Firstname	Lastname	Class	Overall BestTm
Group B	2	895	Phil Colin	Streng	X30 Senioren	51,427
Group B	5	890	Leonard	Hocker	X30 Senioren	51,524
Group B	8	810	Daniel	Guinchard	X30 Senioren	51,745
Group B	11	812	Rocco	Curcio	X30 Senioren	51,665
Group B	14	920	Donar	Munding	X30 Senioren	51,862
Group B	17	816	Elias	Schorneck	X30 Senioren	51,740
Group B	20	807	Marlon	Vatter	X30 Senioren	51,974
Group B	23	818	Matthy	Vandebroek	X30 Senioren	51,940
Group B	26	925	Charles	Troxler	X30 Senioren	52,041
Group B	29	876	Cemil	Bayyati	X30 Senioren	52,121
Group B	32	891	Luka	Koullen	X30 Senioren	52,213
Group B	35	924	Leonard	Frey	X30 Senioren	52,319
Group B	38	855	Matti	Klasen	X30 Senioren	52,434
Group B	41	817	Maximilian	Engelstädter	X30 Senioren	52,661
Group B	44	882	Colin	Hahn	X30 Senioren	52,901
Group B	47	854	Daniel	Brozovic	X30 Senioren	51,431

Race Director Horst Seidel:

Timekeeping M. Riehmers:

Printed: 10.08.2024 13:02

Posted at: h



**Heat organization
DKM Round 5
Mülsen II
X30 Senioren Group C**

Group	Pos	No.	Firstname	Lastname	Class	Overall BestTm
Group C	3	822	Elia	Weiss	X30 Senioren	51,369
Group C	6	927	Colin	Sandner	X30 Senioren	51,741
Group C	9	829	Lutz	Ohsenbrink	X30 Senioren	51,646
Group C	12	821	Manuel	Wagner	X30 Senioren	51,805
Group C	15	877	Niklas	Hirsch	X30 Senioren	51,707
Group C	18	904	Tobias	Feeser	X30 Senioren	51,939
Group C	21	825	Julian	Bub	X30 Senioren	51,927
Group C	24	836	Max	Ohsenbrink	X30 Senioren	52,027
Group C	27	806	Moritz	Fischer	X30 Senioren	52,025
Group C	30	808	Eric	Wess	X30 Senioren	52,159
Group C	33	905	Maxim	Haroutounian	X30 Senioren	52,224
Group C	36	898	Hawk Baylaan	White	X30 Senioren	52,347
Group C	39	899	Luke	Neubauer	X30 Senioren	52,591
Group C	42	844	Kevin	Wagner	X30 Senioren	52,648
Group C	45	881	Jacob	Trost	X30 Senioren	52,530

Race Director Horst Seidel:

Timekeeping M. Riehmers:

Printed: 10.08.2024 13:02

posted at: h





DKM Round 5

Class: X30 Senioren

Date/Time: 10.08.2024 14:20

Track: Mülsen II

Heat: Heat 1 B-C

Laps: 10 lap

Edition 1

	35		18		36
	33		17		34
Daniel Brozovic	854	Energy/IAME/Komet	16		32
Colin Hahn	882	Sodi/IAME/Komet	15	Jacob Trost	881 Tony Kart/IAME/Komet
Maximilian Engelstädter	817	KR/IAME/Komet	14	Kevin Wagner	844 KR/IAME/Komet
Matti Klasen	855	Tony Kart/IAME/Komet	13	Luke Neubauer	899 OTK/IAME/Komet
Leonard Frey	924	OTK /IAME /Komet	12	Hawk Baylaan White	898 Exprit/IAME/Komet
Luka Koullen	891	KR/IAME/Komet	11	Maxim Haroutounian	905 Falcon/Iame/Komet
Cemil Bayyati	876	KR/IAME/Komet	10	Eric Wess	808 Drago Corse/IAME/Komet
Charles Troxler	925	Kosmic/IAME/Komet	9	Moritz Fischer	806 Tony Kart/IAME/Komet
Matthy Vandebroek	818	Tony Kart/IAME/Komet	8	Max Ohsenbrink	836 Alonso/IAME/Komet
Marlon Vatter	807	Exprit/IAME/Komet	7	Julian Bub	825 KR/IAME/Komet
Elias Schorneck	816	Tony Kart/IAME/Komet	6	Tobias Feeser	904 LN/IAME/Komet
Donar Munding	920	KR/IAME/Komet	5	Niklas Hirsch	877 Kosmic/IAME/Komet
Rocco Curcio	812	Exprit/IAME/Komet	4	Manuel Wagner	821 CRG/IAME/Komet
Daniel Guinchard	810	KR/IAME/Komet	3	Lutz Ohsenbrink	829 Alonso/IAME/Komet
Leonard Hocker	890	CRG/IAME/Komet	2	Colin Sandner	927 DR/IAME/
Phil Colin Streng	895	LN/IAME/Komet	1	Elia Weiss	822 Kosmic/IAME/Komet

Pole Position

Row

printed 10.08.2024 13:02





DKM Round 5

Class: X30 Senioren

Date/Time: 10.08.2024 16:40

Track: Mülsen II

Heat: Heat 2 A-C

Laps: 10 lap

Edition 1

	35		18		36
	33		17		34
Tobias Burgstahler	872	KR/IAME/Komet	16		32
Luis Simon	843	LN/IAME/Komet	15	Jacob Trost	881 Tony Kart/IAME/Kom
Felix Maurer	820	Tony Kart/IAME/Kom	14	Kevin Wagner	844 KR/IAME/Komet
Benno Drelok	980	Tony Kart/IAME/Kom	13	Luke Neubauer	899 OTK/IAME/Komet
Moritz Schwing	834	DR/IAME/Komet	12	Hawk Baylaan White	898 Exprit/IAME/Komet
Arham Gandhi	926	Maranello /IAME/	11	Maxim Haroutounian	905 Falcon/Iame/Komet
Louis Schütze	888	OTK/IAME/Komet	10	Eric Wess	808 Drago Corse/IAME/Ko
Karl Schmiederer	811	CRG/IAME/Komet	9	Moritz Fischer	806 Tony Kart/IAME/Kom
Davin Singer	884	KR/IAME/Komet	8	Max Ohsenbrink	836 Alonso/IAME/Komet
Luis Esser	809	OTK/IAME/Komet	7	Julian Bub	825 KR/IAME/Komet
Jannik Remmert	833	Tony Kart/IAME/Kom	6	Tobias Feeser	904 LN/IAME/Komet
Moritz Wolber	815	Maranello/IAME /Komet	5	Niklas Hirsch	877 Kosmic/IAME/Komet
Carl Luthardt	885	Falcon/IAME/Komet	4	Manuel Wagner	821 CRG/IAME/Komet
Torben Gröndahl	887	KR/IAME/Komet	3	Lutz Ohsenbrink	829 Alonso/IAME/Komet
Jason Bralic	823	Kosmic/IAME/Komet	2	Colin Sandner	927 DR/IAME/
Max Hezel	830	KR/IAME/Komet	1	Elia Weiss	822 Kosmic/IAME/Komet

Pole Position

printed 10.08.2024 13:02





DKM Round 5

Class: X30 Senioren

Date/Time: 10.08.2024 18:50

Track:

Heat:

Laps:

Mülsen II

Heat 3 A-B


10 lap

Edition 1

	35		18		36
	33		17		34
Tobias Burgstahler	872	KR/IAME/Komet	16	Daniel Brozovic	854
	31				32
Luis Simon	843	LN/IAME/Komet	15	Colin Hahn	882
	29				30
Felix Maurer	820	Tony Kart/IAME/Kom	14	Maximilian Engelstädter	817
	27				28
Benno Drelok	980	Tony Kart/IAME/Kom	13	Matti Klasen	855
	25				26
Moritz Schwing	834	DR/IAME/Komet	12	Leonard Frey	924
	23				24
Arham Gandhi	926	Maranello /IAME/	11	Luka Koullen	891
	21				22
Louis Schütze	888	OTK/IAME/Komet	10	Cemil Bayyati	876
	19				20
Karl Schmiederer	811	CRG/IAME/Komet	9	Charles Troxler	925
	17				18
Davin Singer	884	KR/IAME/Komet	8	Matthy Vandebroek	818
	15				16
Luis Esser	809	OTK/IAME/Komet	7	Marlon Vatter	807
	13				14
Jannik Remmert	833	Tony Kart/IAME/Kom	6	Elias Schorneck	816
	11				12
Moritz Wolber	815	Maranello/IAME /Komet	5	Donar Munding	920
	9				10
Carl Luthardt	885	Falcon/IAME/Ko met	4	Rocco Curcio	812
	7				8
Torben Gröndahl	887	KR/IAME/Komet	3	Daniel Guinchard	810
	5				6
Jason Bralic	823	Kosmic/IAME/K omet	2	Leonard Hocker	890
	3				4
Max Hezel	830	KR/IAME/Komet	1	Phil Colin Streng	895
	1				2

Pole Position

printed 10.08.2024 13:02





X30 SENIOR

Qualifying Heat B/C

Track length: 1.315 Km
Race Started: 14:22:59

Best Lap by: 877 - Niklas Hirsch - 51.520

Rank	#	Driver	Nat	Sponsor Entrant	Nat	License E-License	Make	laps	T. Time Diff	Best Lap	Penalty	Points
1	0	895 Phil Colin Streng	DEU	ADAC Württemberg e.V. Ebert Motorsport	DEU	ITE42785 EL38528	LN/IAME/Komet	10	8:48.844	52.177		50
2	0	822 Elia Weiss	DEU	DSK e.V. Ja zum Motorsport SIM-ON	DEU	ITE38504 KBF39246	Kosmic/IAME/Komet	10	8:50.386 1.542	52.007		44
3	2	810 Daniel Guinchard	GBR	SFR Motorsport	GBR	ITC-C292117 IBL368379	KR/IAME/Komet	10	8:52.906 4.062	52.217		41
4	-1	890 Leonard Hocker	DEU	RS-Motorsport	DEU	NKA22440 KBF40372	CRG/IAME/Komet	10	8:53.169 4.325	52.037		38
5	1	829 Lutz Ohsenbrink	DEU	KSL Racing Team	DEU	ITE40759 KBF1304585	Alonso/IAME/Komet	10	8:53.937 5.093	52.163		36
6	1	812 Rocco Curcio	DEU	ADAC Württemberg e.V. AT-Motorsport	DEU	ITE29607 KBF38996	Exprit/IAME/Komet	10	8:54.305 5.461	52.234		34
7	2	920 Donar Munding	LIE	Stern Motorsport	DEU	ITC-C1449 BIC38195	KR/IAME/Komet	10	8:54.653 5.809	52.213		32
8	0	821 Manuel Wagner	DEU	RS-Motorsport	DEU	ITE 39259 KBF40372	CRG/IAME/Komet	10	8:54.976 6.132	52.386		30
9	1	877 Niklas Hirsch	DEU	MSC-Langenfeld e. V. im ADAC SIM-ON	DEU	ITF39320 KBF39246	Kosmic/IAME/Komet	10	8:55.969 7.125	51.520		28
10	12	905 Maxim Haroutounian	NLD	Falcon Racing Team	NLD	ITE49031 IBL11345	Falcon/Iame/Komet	10	8:56.284 7.440	52.389		27
11	20	854 Daniel Brozovic	DEU	Valier Motorsport	DEU	ITE 42036 KBF39300	Energy/IAME/Komet	10	8:57.065 8.221	51.800		26
12	7	876 Cemil Bayyati	DEU	Dörr Motorsport	DEU	ITG15366 BIF38420	KR/IAME/Komet	10	8:59.163 10.319	52.221		25
13	-9	927 Colin Sandner	DEU	Team NKS	DEU	ITC-C17316 KBF42057	DR/IAME/	10	9:00.135 11.291	52.324	+ 5 sec	24
14	1	818 Matthy Vandebroek	DEU	VDB Kart Racing	DEU	ITE 11491 KBF10478	Tony Kart/IAME/Komet	10	9:00.741 11.897	52.335		23
15	-2	807 Marlon Vatter	DEU	AT Motorsport	DEU	ITF38543 KBF38543	Exprit/IAME/Komet	10	9:02.328 13.484	52.506		22
16	9	855 Matti Klasen	DEU	DSK e.V. Ja zum Motorsport RMW Motorsport	DEU	ITE13782 BIC39010	Tony Kart/IAME/Komet	10	9:04.029 15.185	52.128		21
17	-1	836 Max Ohsenbrink	DEU	KSL Racing Team	DEU	ITE18670 KBF1304585	Alonso/IAME/Komet	10	9:04.050 15.206	52.165	+ 5 sec	20
18	6	898 Hawk Baylaan White	GBR	AT Motorsport	DEU	ITE40903 BIC38996	Exprit/IAME/Komet	10	9:04.664 15.820	51.903		19
19	-7	904 Tobias Feeser	DEU	Sonja Feeser	DEU	ITE13863 BEK1198789	LN/IAME/Komet	10	9:04.667 15.823	52.253		18
20	1	891 Luka Koullen	NLD	PCH Racing	DEU	NKA50483 BIF39956	KR/IAME/Komet	10	9:06.334 17.490	52.455	+ 5 sec	17
21	9	881 Jacob Trost	DEU	ADAC Hessen-Thüringen e.V. DUTT MOTORSPORT by FENSTER.COM	LUX	NKA41233 IDCK867	Tony Kart/IAME/Komet	10	9:08.609 19.765	52.565		16
22	6	844 Kevin Wagner	DEU	MSC-Langenfeld e. V. im ADAC TB Racing Team	DEU	ITE 11828 KBF38262	KR/IAME/Komet	10	9:08.702 19.858	52.101	+ 5 sec	15
23	3	899 Luke Neubauer	DEU	AT Motorsport	DEU	ITE45043 KBF38996	OTK/IAME/Komet	10	9:10.094 21.250	53.126		14
24	-1	924 Leonard Frey	DEU	Team Hemkemeyer	DEU	NKA39318 IDC42853	OTK /IAME /Komet	10	9:10.209 21.365	52.848		13
25	4	882 Colin Hahn	DEU	Team Hemkemeyer	DEU	NKA25476 KBF42853	Sodi/IAME/Komet	10	9:12.169 23.325	53.104		12
26	1	817 Maximilian Engelstädter	DEU	Dörr Motorsport	DEU	NKA40565 BIF38420	KR/IAME/Komet	10	9:12.789 23.945	53.089		11
27	-16	816 Elias Schorneck	DEU	VDB Kart Racing	DEU	ITE40538 KBF10478	Tony Kart/IAME/Komet	10	9:13.038 24.194	52.239	+ 5 sec	10
28	-8	808 Eric Wess	DEU	Kartshop Ampfing	DEU	ITE44964 KBF25142	Drago Corse/IAME/Komet	10	9:14.518 25.674	53.983		9
29	-12	925 Charles Troxler	CHE	SIM-ON	DEU	ITF1054 KBF39246	Kosmic/IAME/Komet	10	9:14.751 25.907	51.954	+ 5 sec	8
30	-16	825 Julian Bub	DEU	Dörr Motorsport	DEU	ITF45440 BIC38420	KR/IAME/Komet	10	9:19.585 30.741	52.195		7
31	-13	806 Moritz Fischer	DEU	ADAC Pfalz e.V. DUTT MOTORSP. by FENSTER.COM	LUX	NKA26409 IBLK867	Tony Kart/IAME/Komet	1	1:03.673 9 Laps	57.312	+ 5 sec	6

Announcements

- # 925,844 + 5 sec push
- # 927,891,836,816,806 + 5 sec front fairing

Timekeeper
M.Riehmers

Race Director
H.Seidel

These results are provisional until the conclusion of any judicial and technical matters!

Printed: 10.08.2024 / 14:56



INT. ADAC Kartrennen Arena E

X30 SENIOR

Arena E Mülsen 1,315 Km

Qualifying Heat B/C

10.08.2024 14:20

Race (10 Laps) started at 14:22:59

Lap	Time of Day	Lap Tm	Diff	SF Tm	S1 Tm	S2 Tm
(895) Phil Colin Strenge						
1	14:23:53.896	54.182	+2.005	23.825	15.168	15.189
2	14:24:47.517	53.621	+1.444	23.148	15.282	15.191
3	14:25:40.932	53.415	+1.238	23.207	15.084	15.124
4	14:26:33.845	52.913	+0.736	22.927	14.942	15.044
5	14:27:26.597	52.762	+0.575	22.903	14.791	15.058
6	14:28:19.375	52.778	+0.601	22.995	14.675	15.108
7	14:29:11.655	52.280	+0.103	22.697	14.654	15.029
8	14:30:03.832	52.177		22.639	14.571	14.967
9	14:30:56.222	52.390	+0.213	22.827	14.562	15.001
10	14:31:48.558	52.336	+0.159	22.881	14.563	14.892

(822) Elia Weiss						
1	14:23:55.910	56.098	+4.091	25.121	15.873	15.104
2	14:24:50.079	54.169	+2.162	23.676	15.265	15.228
3	14:25:43.365	53.286	+1.279	23.192	15.030	15.064
4	14:26:36.746	53.381	+1.374	22.968	15.342	15.071
5	14:27:29.396	52.650	+0.643	22.869	14.762	15.019
6	14:28:21.677	52.281	+0.274	22.698	14.605	14.978
7	14:29:13.684	52.007		22.640	14.605	14.962
8	14:30:05.907	52.223	+0.216	22.764	14.510	14.949
9	14:30:57.974	52.067	+0.060	22.598	14.505	14.964
10	14:31:50.100	52.126	+0.119	22.755	14.509	14.862

(810) Daniel Guinchart						
1	14:23:55.834	55.986	+3.769	24.906	15.611	15.469
2	14:24:50.456	54.622	+2.405	24.015	15.347	15.260
3	14:25:43.690	53.234	+1.017	23.057	15.067	15.110
4	14:26:37.754	54.064	+1.847	22.806	15.484	15.774
5	14:27:30.457	52.703	+0.486	22.889	14.819	14.995
6	14:28:22.902	52.445	+0.228	22.762	14.740	14.953
7	14:29:15.769	52.867	+0.650	22.937	14.829	15.101
8	14:30:08.131	52.362	+0.145	22.732	14.584	15.046
9	14:31:00.403	52.272	+0.055	22.697	14.583	14.992
10	14:31:52.620	52.217		22.738	14.514	14.965

(890) Leonard Hocker						
1	14:23:55.778	55.999	+3.962	25.043	15.770	15.186
2	14:24:50.881	55.103	+3.066	24.519	15.422	15.162
3	14:25:43.937	53.056	+1.019	23.064	14.937	15.055
4	14:26:37.395	53.458	+1.421	22.753	15.380	15.325
5	14:27:30.020	52.625	+0.588	22.874	14.781	14.970
6	14:28:22.503	52.483	+0.446	22.923	14.577	14.983
7	14:29:16.257	53.754	+1.717	23.489	15.352	14.913
8	14:30:08.741	52.484	+0.447	22.866	14.638	14.980
9	14:31:00.846	52.105	+0.068	22.668	14.565	14.872
10	14:31:52.883	52.037		22.704	14.472	14.861

(829) Lutz Ohsenbrink						
1	14:23:56.529	56.398	+4.236	25.201	16.190	15.007
2	14:24:51.336	54.807	+2.644	24.093	15.473	15.241
3	14:25:44.259	52.923	+0.760	23.015	14.887	15.021
4	14:26:37.694	53.435	+1.272	22.688	15.206	15.541
5	14:27:30.512	52.818	+0.655	23.015	14.913	14.890
6	14:28:22.964	52.452	+0.289	22.912	14.702	14.838
7	14:29:16.141	53.177	+1.014	22.961	15.173	15.043
8	14:30:09.121	52.980	+0.817	23.154	14.974	14.852
9	14:31:01.488	52.367	+0.204	22.895	14.590	14.882
10	14:31:53.651	52.163		22.689	14.500	14.974

(812) Rocco Curcio						
1	14:23:56.435	56.374	+4.140	25.160	15.987	15.227
2	14:24:51.123	54.688	+2.454	23.931	15.641	15.116
3	14:25:44.953	53.830	+1.596	23.510	15.142	15.178
4	14:26:37.843	52.890	+0.656	22.961	14.876	15.053
5	14:27:30.768	52.925	+0.691	23.180	14.802	14.943
6	14:28:23.395	52.627	+0.393	22.868	14.744	15.015
7	14:29:16.476	53.081	+0.847	22.736	15.379	14.966
8	14:30:09.069	52.593	+0.359	22.923	14.688	14.982
9	14:31:01.785	52.716	+0.482	23.116	14.651	14.949
10	14:31:54.019	52.234		22.740	14.522	14.972

(920) Donar Munding						
----------------------------	--	--	--	--	--	--

1	14:23:57.672	57.305	+5.092	25.889	16.058	15.358
2	14:24:51.866	54.194	+1.981	23.531	15.469	15.194
3	14:25:45.232	53.366	+1.153	23.125	14.920	15.321
4	14:26:38.292	53.060	+0.847	23.027	14.865	15.168
5	14:27:31.072	52.780	+0.567	22.916	14.796	15.068
6	14:28:23.542	52.470	+0.257	22.943	14.604	14.923
7	14:29:16.777	53.235	+1.022	22.865	15.284	15.086
8	14:30:09.693	52.916	+0.703	22.738	14.867	15.311
9	14:31:02.154	52.461	+0.248	22.913	14.610	14.938
10	14:31:54.367	52.213		22.699	14.534	14.980

(821) Manuel Wagner						
1	14:23:57.648	57.382	+4.996	25.640	16.247	15.495
2	14:24:52.079	54.431	+2.045	23.622	15.681	15.128
3	14:25:45.296	53.217	+0.831	23.115	15.025	15.077
4	14:26:38.475	53.179	+0.793	23.235	14.904	15.040
5	14:27:31.133	52.658	+0.272	22.939	14.823	14.896
6	14:28:23.932	52.799	+0.413	23.183	14.664	14.952
7	14:29:17.224	53.292	+0.906	22.659	15.635	14.998
8	14:30:09.795	52.571	+0.185	22.732	14.668	15.171
9	14:31:02.304	52.509	+0.123	22.968	14.685	14.856
10	14:31:54.690	52.386		22.877	14.614	14.895

(877) Niklas Hirsch						
1	14:24:00.837	1:00.203	+8.683	28.359	16.601	15.243
2	14:24:54.870	54.033	+2.513	23.556	15.475	15.002
3	14:25:49.328	54.458	+2.938	23.490	15.801	15.167
4	14:26:42.582	53.254	+1.734	23.194	14.953	15.107
5	14:27:35.157	52.575	+1.055	22.838	14.745	14.992
6	14:28:27.510	52.353	+0.833	22.714	14.696	14.943
7	14:29:19.613	52.103	+0.583	22.639	14.569	14.895
8	14:30:11.428	51.815	+0.295	22.478	14.459	14.878
9	14:31:02.948	51.520		22.378	14.451	14.691
10	14:31:55.683	52.735	+1.215	22.690	15.144	14.901

(905) Maxim Haroutounian						
1	14:23:58.136	56.915	+4.526	26.236	15.552	15.127
2	14:24:52.386	54.250	+1.861	23.692	15.327	15.231
3	14:25:45.863	53.477	+1.088	23.314	15.001	15.162
4	14:26:38.836	52.973	+0.584	23.054	14.864	15.055
5	14:27:31.872	53.036	+0.647	23.099	14.792	15.145
6	14:28:25.337	53.465	+1.076	23.299	14.980	15.186
7	14:29:17.941	52.604	+0.215	22.791	14.666	15.147
8	14:30:10.330	52.389		22.735	14.645	15.009
9	14:31:02.858	52.528	+0.139	22.880	14.652	14.996
10	14:31:55.998	53.140	+0.751	23.052	15.032	15.056

(854) Daniel Brozovic						
1	14:24:02.830	1:00.250	+8.450	27.261	17.567	15.422
2	14:24:56.846	54.016	+2.216	23.415	15.326	15.275
3	14:25:50.338	53.492	+1.692	23.425	15.095	14.972
4	14:26:44.032	53.694	+1.894	23.722	15.032	14.940
5	14:27:36.675	52.643	+0.843	22.867	14.836	14.940
6	14:28:29.288	52.613	+0.813	22.605	14.625	15.383
7	14:29:21.257	51.969	+0.169	22.511	14.566	14.892
8	14:30:13.155	51.898	+0.098	22.553	14.495	14.850
9	14:31:04.955	51.800		22.460	14.512	14.828
10	14:31:56.779	51.824	+0.024	22.533	14.507	14.784

(876) Cemil Bayati						
1	14:24:01.438	59.950	+7.729	27.903	16.713	15.334
2	14:24:55.470	54.032	+1.811	23.477	15.373	15.182
3						

INT. ADAC Kartrennen Arena E

X30 SENIOR

Arena E Mülsen 1,315 Km

Qualifying Heat B/C

10.08.2024 14:20

Race (10 Laps) started at 14:22:59

Lap	Time of Day	Lap Tm	Diff	SF Tm	S1 Tm	S2 Tm
3	14:25:46.261	53.088	+0.764	23.091	14.863	15.134
4	14:26:38.895	52.634	+0.310	22.830	14.901	14.903
5	14:27:31.420	52.525	+0.201	22.766	14.723	15.036
6	14:28:24.516	53.096	+0.772	23.307	14.768	15.021
7	14:29:17.421	52.905	+0.581	22.600	15.093	15.212
8	14:30:09.971	52.550	+0.226	22.800	14.656	15.094
9	14:31:02.525	52.554	+0.230	22.965	14.663	14.926
10	14:31:54.849	52.324		22.899	14.539	14.886

(818) Matthy Vandebroek

1	14:24:02.084	1:00.965	+8.630	28.417	17.131	15.417
2	14:24:56.945	54.861	+2.526	23.353	15.734	15.774
3	14:25:50.894	53.949	+1.614	23.539	15.326	15.084
4	14:26:44.758	53.864	+1.529	23.638	15.160	15.066
5	14:27:37.614	52.856	+0.521	22.949	14.883	15.024
6	14:28:30.199	52.585	+0.250	22.810	14.754	15.021
7	14:29:22.534	52.335		22.692	14.644	14.997
8	14:30:14.893	52.359	+0.024	22.709	14.686	14.964
9	14:31:07.797	52.904	+0.569	23.110	14.770	15.024
10	14:32:00.455	52.658	+0.323	22.894	14.737	15.027

(807) Marlon Vatter

1	14:24:03.695	1:02.861	+10.355	28.838	18.180	15.843
2	14:24:57.340	53.645	+1.139	23.263	15.233	15.149
3	14:25:50.984	53.644	+1.138	23.246	15.416	14.982
4	14:26:45.653	54.669	+2.163	23.899	15.464	15.306
5	14:27:38.661	53.008	+0.502	23.011	14.873	15.124
6	14:28:31.548	52.887	+0.381	22.845	14.790	15.252
7	14:29:24.148	52.600	+0.094	22.822	14.678	15.100
8	14:30:17.017	52.869	+0.363	23.149	14.752	14.968
9	14:31:09.536	52.519	+0.013	22.806	14.766	14.947
10	14:32:02.042	52.506		22.822	14.610	15.074

(855) Matti Klasen

1	14:24:05.336	1:02.512	+10.384	28.080	18.211	16.221
2	14:25:00.783	55.447	+3.319	23.816	16.006	15.625
3	14:25:54.616	53.833	+1.705	23.068	15.585	15.180
4	14:26:47.860	53.244	+1.116	23.125	15.007	15.112
5	14:27:40.679	52.819	+0.691	22.973	14.946	14.900
6	14:28:34.082	53.403	+1.275	23.588	14.836	14.979
7	14:29:26.489	52.407	+0.279	22.760	14.755	14.892
8	14:30:18.945	52.456	+0.328	22.820	14.648	14.988
9	14:31:11.073	52.128		22.584	14.684	14.860
10	14:32:03.743	52.670	+0.542	22.819	14.826	15.025

(836) Max Ohnsenbrink

1	14:24:00.689	59.683	+7.518	27.969	16.332	15.382
2	14:24:55.098	54.409	+2.244	23.775	15.589	15.045
3	14:25:49.387	54.289	+2.124	23.486	15.729	15.074
4	14:26:43.539	54.152	+1.987	23.910	15.161	15.081
5	14:27:36.551	53.012	+0.847	23.031	14.848	15.133
6	14:28:29.341	52.790	+0.625	23.010	14.782	14.998
7	14:29:21.678	52.337	+0.172	22.679	14.686	14.972
8	14:30:14.034	52.356	+0.191	22.652	14.660	15.044
9	14:31:06.199	52.165		22.613	14.549	15.003
10	14:31:58.764	52.565	+0.400	22.812	14.627	15.126

(898) Hawk Baylaan White

1	14:24:05.209	1:03.909	+12.006	28.265	18.893	16.761
2	14:24:59.882	54.673	+2.770	23.648	15.712	15.313
3	14:25:54.817	54.935	+3.032	23.378	16.256	15.301
4	14:26:48.728	53.911	+2.008	23.443	15.201	15.267
5	14:27:41.683	52.955	+1.052	23.093	14.912	14.950
6	14:28:34.456	52.773	+0.870	23.098	14.735	14.940
7	14:29:27.288	52.832	+0.929	22.939	15.041	14.852
8	14:30:19.553	52.265	+0.362	22.758	14.654	14.853
9	14:31:11.456	51.903		22.641	14.522	14.740
10	14:32:04.378	52.922	+1.019	22.826	15.043	15.053

(904) Tobias Feeser

1	14:24:00.189	59.456	+7.203	27.455	16.246	15.755
2	14:24:54.816	54.627	+2.374	24.139	15.375	15.113
3	14:25:49.358	54.542	+2.289	23.481	15.717	15.344
4	14:26:45.671	56.313	+4.060	25.429	15.467	15.417

Lap	Time of Day	Lap Tm	Diff	SF Tm	S1 Tm	S2 Tm
5	14:27:38.910	53.239	+0.986	23.171	15.005	15.063
6	14:28:32.421	53.511	+1.258	23.527	14.861	15.123
7	14:29:24.959	52.538	+0.285	22.799	14.695	15.044
8	14:30:17.212	52.253		22.666	14.675	14.912
9	14:31:09.804	52.592	+0.339	22.766	14.789	15.037
10	14:32:04.381	54.577	+2.324	23.662	14.785	16.130

(891) Luka Koullen

1	14:24:00.253	58.685	+6.230	26.866	16.324	15.495
2	14:24:54.664	54.411	+1.956	23.883	15.256	15.272
3	14:25:50.128	55.464	+3.009	24.943	15.290	15.231
4	14:26:44.285	54.157	+1.702	23.818	15.317	15.022
5	14:27:37.069	52.784	+0.329	22.917	14.920	14.947
6	14:28:29.774	52.705	+0.250	23.002	14.703	15.000
7	14:29:22.229	52.455		22.830	14.617	15.008
8	14:30:14.691	52.462	+0.007	22.780	14.547	15.135
9	14:31:08.470	53.779	+1.324	23.828	14.759	15.192
10	14:32:01.048	52.578	+0.123	22.892	14.575	15.111

(881) Jacob Trost

1	14:24:05.277	1:02.864	+10.299	27.838	18.490	16.536
2	14:25:01.085	55.808	+3.243	23.999	15.789	16.020
3	14:25:56.262	55.177	+2.612	23.815	15.655	15.707
4	14:26:49.654	53.392	+0.827	23.316	15.009	15.067
5	14:27:42.865	53.211	+0.646	23.292	14.841	15.078
6	14:28:36.168	53.303	+0.738	22.944	14.990	15.369
7	14:29:29.394	53.226	+0.661	23.071	14.966	15.189
8	14:30:23.105	53.711	+1.146	23.080	15.489	15.142
9	14:31:15.758	52.653	+0.088	22.879	14.672	15.102
10	14:32:08.323	52.555		22.682	14.768	15.115

(844) Kevin Wagner

1	14:24:04.644	1:02.322	+10.221	28.064	18.157	16.101
2	14:24:58.439	53.795	+1.694	23.381	15.296	15.118
3	14:25:53.920	55.481	+3.380	24.127	16.106	15.248
4	14:26:47.081	53.161	+1.060	23.121	14.871	15.169
5	14:27:40.600	53.519	+1.418	22.864	15.557	15.098
6	14:28:33.789	53.189	+1.088	23.343	14.762	15.084
7	14:29:26.165	52.376	+0.275	22.735	14.687	14.954
8	14:30:18.266	52.101		22.597	14.564	14.940
9	14:31:10.784	52.518	+0.417	22.718	14.822	14.978
10	14:32:03.416	52.632	+0.531	22.839	14.832	14.961

(899) Luke Neubauer

1	14:24:04.414	1:02.601	+9.475	27.997	18.618	15.986
2	14:24:59.157	54.743	+1.617	23.553	15.776	15.414
3	14:25:54.552	55.395	+2.269	23.620	16.149	15.626
4	14:26:49.204	54.652	+1.526	23.556	15.246	15.850
5	14:27:42.506	53.302	+0.176	23.239	14.966	15.097
6	14:28:36.000	53.494	+0.368	23.087	15.101	15.306
7	14:29:30.046	54.046	+0.920	23.858	15.111	15.077
8	14:30:23.357	53.311	+0.185	23.085	14.951	15.275
9	14:31:16.483	53.126		23.181	14.794	15.151
10	14:32:09.808	53.325	+0.199	23.190	14.950	15.185

(924) Leonard Frey

1	14:24:04.924	1:03.053	+10.205	28.223	18.468	16.362
2	14:24:59.682	54.758	+1.910	23.806	15.561	15.391
3	14:25:55.076	55.394	+2.546	23.354	16.657	15.383
4	14:26:49.444	54.368	+1.520	23.697	15.132	15.539
5	14:27:43.484	54.040	+1.192	23.989	14.992	15.059
6	14:28:37.399	53.915	+1.067	23.624	15.019	15.272
7	14:29:30.745	53.346	+0.498	23.092	15.087	15.167
8	14:30:23.873	53.128	+0.280	23.106	14.947	15.075
9	14:31:16.721	52.848		22.944	14.894	15.010
10	14:32:09.923	53.202	+0.354	23.066	15.048	15.088

(882) Colin Hahn

1	14:24:05.480	1:02.920	+9.816	27.943	18.706	16.271
2	14:25:01.266	55.786	+2.682	24.528	15.540	15.718
3	14:25:57.176	55.910	+2.806	24.228	15.979	15.703
4	14:26:51.828	54.652	+1.548	23.988	15.385	15.279
5	14:27:45.411	53.583	+0.479	23.359	15.126	15.098
6	14:28:38.606	53.195	+0.091	23.113	14.959	15.123

INT. ADAC Kartrennen Arena E

X30 SENIOR

Arena E Mülsen 1,315 Km

Qualifying Heat B/C

10.08.2024 14:20

Race (10 Laps) started at 14:22:59

Lap	Time of Day	Lap Tm	Diff	SF Tm	S1 Tm	S2 Tm	Lap	Time of Day	Lap Tm	Diff	SF Tm	S1 Tm	S2 Tm
7	14:29:32.077	53.471	+0.367	23.366	15.005	15.100							
8	14:30:25.320	53.243	+0.139	23.157	14.834	15.252							
9	14:31:18.779	53.459	+0.355	23.371	14.783	15.305							
10	14:32:11.883	53.104		22.918	14.914	15.272							
(817) Maximilian Engelstädter													
1	14:24:05.568	1:03.576	+10.487	28.652	18.619	16.305							
2	14:25:00.908	55.340	+2.251	24.164	15.681	15.495							
3	14:25:57.287	56.379	+3.290	23.665	16.889	15.825							
4	14:26:51.693	54.406	+1.317	23.801	15.229	15.376							
5	14:27:45.280	53.587	+0.498	23.342	15.112	15.133							
6	14:28:38.505	53.225	+0.136	23.116	14.906	15.203							
7	14:29:31.969	53.464	+0.375	23.360	14.915	15.189							
8	14:30:25.567	53.598	+0.509	23.530	14.912	15.156							
9	14:31:19.414	53.847	+0.758	23.725	14.924	15.198							
10	14:32:12.503	53.089		23.015	14.936	15.138							
(816) Elias Schorneck													
1	14:24:03.749	1:03.035	+10.796	28.907	18.322	15.806							
2	14:24:58.364	54.615	+2.376	23.964	15.433	15.218							
3	14:25:56.206	57.842	+5.603	23.671	18.428	15.743							
4	14:26:49.502	53.296	+1.057	23.124	14.882	15.290							
5	14:27:43.539	54.037	+1.798	24.224	14.874	14.939							
6	14:28:36.749	53.210	+0.971	23.186	14.792	15.232							
7	14:29:29.520	52.771	+0.532	22.896	14.732	15.143							
8	14:30:22.909	53.389	+1.150	23.024	15.084	15.281							
9	14:31:15.148	52.239		22.695	14.565	14.979							
10	14:32:07.752	52.604	+0.365	22.613	14.800	15.191							
(808) Eric Wess													
1	14:24:01.380	1:00.210	+6.227	28.174	16.600	15.436							
2	14:24:56.676	55.296	+1.313	23.476	16.037	15.783							
3	14:25:51.545	54.869	+0.886	24.303	15.297	15.269							
4	14:26:46.108	54.563	+0.580	23.420	15.715	15.428							
5	14:27:41.638	55.530	+1.547	23.675	16.381	15.474							
6	14:28:36.643	55.005	+1.022	23.913	15.885	15.207							
7	14:29:30.626	53.983		23.665	15.071	15.247							
8	14:30:25.150	54.524	+0.541	23.909	15.208	15.407							
9	14:31:19.960	54.810	+0.827	24.051	15.478	15.281							
10	14:32:14.232	54.272	+0.289	23.730	15.135	15.407							
(925) Charles Troxler													
1	14:24:03.818	1:02.625	+10.671	28.778	18.294	15.553							
2	14:24:58.157	54.339	+2.385	23.662	15.488	15.189							
3	14:25:54.982	56.825	+4.871	24.118	16.241	16.466							
4	14:26:49.010	54.028	+2.074	23.481	15.238	15.309							
5	14:27:42.048	53.038	+1.084	22.929	15.048	15.061							
6	14:28:34.771	52.723	+0.769	22.983	14.796	14.944							
7	14:29:27.106	52.335	+0.381	22.639	14.773	14.923							
8	14:30:19.060	51.954		22.567	14.570	14.817							
9	14:31:11.246	52.186	+0.232	22.706	14.634	14.846							
10	14:32:09.465	58.219	+6.265	22.868	18.189	17.162							
(825) Julian Bub													
1	14:24:01.310	1:00.368	+8.173	28.291	16.503	15.574							
2	14:24:56.690	55.380	+3.185	23.799	15.864	15.717							
3	14:25:52.904	56.214	+4.019	25.465	15.499	15.250							
4	14:26:46.108	53.204	+1.009	23.118	15.048	15.038							
5	14:27:38.983	52.875	+0.680	23.011	14.844	15.020							
6	14:28:32.008	53.025	+0.830	23.207	14.733	15.085							
7	14:29:24.203	52.195		22.724	14.572	14.899							
8	14:30:16.785	52.582	+0.387	22.939	14.612	15.031							
9	14:31:09.498	52.713	+0.518	22.903	14.716	15.094							
10	14:32:19.299	1:09.801	+17.606	24.295	29.328	16.178							
(806) Moritz Fischer													
1	14:23:58.387	57.312		26.577	15.547	15.188							


INT. ADAC Kartrennen Arena E
Lapchart

X30 SENIOR

Arena E Mülsen 1,315 Km

Qualifying Heat B/C

10.08.2024 14:20

Race (10 Laps) started at 14:22:59

Competitors	Laps											
	0	1	2	3	4	5	6	7	8	9	10	
Phil Colin Strenge (895)	1	895	895	895	895	895	895	895	895	895	895	895
Leonard Hocker (890)	2	890	890	822	822	822	822	822	822	822	822	822
Elia Weiss (822)	3	822	810	810	810	890	890	890	810	810	810	810
Daniel Guinchart (810)	4	810	822	890	890	829	810	810	829	890	890	890
Colin Sandner (927)	5	927	812	812	829	810	829	829	890	812	829	829
Rocco Curcio (812)	6	812	829	829	812	812	812	812	829	812	812	812
Lutz Ohsenbrink (829)	7	829	821	920	920	920	920	920	920	920	920	920
Manuel Wagner (821)	8	821	920	821	821	821	821	821	821	821	821	821
Donar Munding (920)	9	920	927	905	905	905	927	927	927	927	927	927
Niklas Hirsch (877)	10	877	905	927	927	927	905	905	905	905	905	877
Elias Schorneck (816)	11	816	806	891	877	877	877	877	877	877	877	905
Tobias Feeser (904)	12	904	904	904	904	876	836	854	854	854	854	854
Marlon Vatter (807)	13	807	891	877	836	836	854	836	836	836	836	836
Julian Bub (825)	14	825	836	836	876	854	876	876	876	876	876	876
Max Ohsenbrink (836)	15	836	877	876	891	891	891	891	891	891	818	818
Moritz Fischer (806)	16	806	825	808	854	818	818	818	818	818	891	891
Matthy Vandebroek (818)	17	818	808	825	818	807	807	807	807	825	825	807
Eric Wess (808)	18	808	876	854	807	904	904	825	825	807	807	844
Charles Troxler (925)	19	925	818	818	808	825	825	904	904	904	904	855
Maxim Haroutounian (905)	20	905	854	807	825	808	844	844	844	844	844	898
Hawk Baylaan White (898)	21	898	807	925	844	844	855	855	855	855	855	904
Cemil Bayyati (876)	22	876	816	816	899	855	808	898	925	925	925	816
Luka Koullen (891)	23	891	925	844	855	898	898	925	898	898	898	881
Luke Neubauer (899)	24	899	899	899	898	925	925	899	881	816	816	925
Leonard Frey (924)	25	924	844	924	925	899	899	881	816	881	881	899
Maximilian Engelstädter (817)	26	817	924	898	924	924	881	808	899	899	899	924
Kevin Wagner (844)	27	844	898	855	816	816	924	816	808	924	924	882
Jacob Trost (881)	28	881	881	817	881	881	816	924	924	808	882	817
Colin Hahn (882)	29	882	855	881	882	817	817	817	817	882	817	808
Daniel Brozovic (854)	30	854	882	882	817	882	882	882	882	817	808	825
Matti Klasen (855)	31	855	817									





X30 SENIOR

Qualifying Heat B/C Revision 2

Track length: 1.315 Km

Race Started: 14:22:59

Best Lap by: 877 - Niklas Hirsch - 51.520

Rank	#	Driver	Nat	Sponsor Entrant	Nat	License E-License	Make	laps	T. Time Diff	Best Lap	Penalty	Points
1	895	Phil Colin Streng	DEU	ADAC Württemberg e.V. Ebert Motorsport	DEU	ITE42785 EL38528	LN/IAME/Komet	10	8:48.844	52.177		50
2	822	Elia Weiss	DEU	DSK e.V. Ja zum Motorsport SIM-ON	DEU	ITE38504 KBF39246	Kosmic/IAME/Komet	10	8:50.386 1.542	52.007		44
3	810	Daniel Guinchard	GBR	SFR Motorsport	GBR	ITC-C292117 IBL368379	KR/IAME/Komet	10	8:52.906 4.062	52.217		41
4	829	Lutz Ohsenbrink	DEU	KSL Racing Team	DEU	ITE40759 KBF1304585	Alonso/IAME/Komet	10	8:53.937 5.093	52.163		38
5	812	Rocco Curcio	DEU	ADAC Württemberg e.V. AT-Motorsport	DEU	ITE29607 KBF38996	Exprit/IAME/Komet	10	8:54.305 5.461	52.234		36
6	920	Donar Munding	LIE	Stern Motorsport	DEU	ITC-C1449 BIC38195	KR/IAME/Komet	10	8:54.653 5.809	52.213		34
7	821	Manuel Wagner	DEU	RS-Motorsport	DEU	ITE 39259 KBF40372	CRG/IAME/Komet	10	8:54.976 6.132	52.386		32
8	877	Niklas Hirsch	DEU	MSC-Langefeld e. V. im ADAC SIM-ON	DEU	ITF39320 KBF39246	Kosmic/IAME/Komet	10	8:55.969 7.125	51.520		30
9	905	Maxim Haroutounian	NLD	Falcon Racing Team	NLD	ITE49031 IBL11345	Falcon/IAME/Komet	10	8:56.284 7.440	52.389		28
10	854	Daniel Brozovic	DEU	Valier Motorsport	DEU	ITE 42036 KBF39300	Energy/IAME/Komet	10	8:57.065 8.221	51.800		27
11	927	Colin Sandner	DEU	Team NKS	DEU	ITC-C17316 KBF42057	DR/IAME/	10	9:00.135 11.291	52.324	+ 5 sec	26
12	818	Matthij Vandebroek	DEU	VDB Kart Racing	DEU	ITE 11491 KBF10478	Tony Kart/IAME/Komet	10	9:00.741 11.897	52.335		25
13	807	Marlon Vatter	DEU	AT Motorsport	DEU	ITF38543 KBF38543	Exprit/IAME/Komet	10	9:02.328 13.484	52.506		24
14	890	Leonard Hocker	DEU	RS-Motorsport	DEU	NKA22440 KBF40372	CRG/IAME/Komet	10	9:03.169 14.325	52.037	+ 10 sec	23
15	855	Matti Klasen	DEU	DSK e.V. Ja zum Motorsport RMW Motorsport	DEU	ITE13782 BIC39010	Tony Kart/IAME/Komet	10	9:04.029 15.185	52.128		22
16	836	Max Ohsenbrink	DEU	KSL Racing Team	DEU	ITE18670 KBF1304585	Alonso/IAME/Komet	10	9:04.050 15.206	52.165	+ 5 sec	21
17	898	Hawk Baylaan White	GBR	AT Motorsport	DEU	ITE40903 BIC38996	Exprit/IAME/Komet	10	9:04.664 15.820	51.903		20
18	904	Tobias Feeser	DEU	Sonja Feeser	DEU	ITE13863 BEK1198789	LN/IAME/Komet	10	9:04.667 15.823	52.253		19
19	891	Luka Koullen	NLD	PCH Racing	DEU	NKA50483 BIF39956	KR/IAME/Komet	10	9:06.334 17.490	52.455	+ 5 sec	18
20	881	Jacob Trost	DEU	ADAC Hessen-Thüringen e.V. DUTT MOTORSPORT by FENSTER.COM	LUX	NKA41233 IDCK867	Tony Kart/IAME/Komet	10	9:08.609 19.765	52.565		17
21	844	Kevin Wagner	DEU	MSC-Langefeld e. V. im ADAC TB Racing Team	DEU	ITE 11828 KBF38262	KR/IAME/Komet	10	9:08.702 19.858	52.101	+ 5 sec	16
22	899	Luke Neubauer	DEU	AT Motorsport	DEU	ITE45043 KBF38996	OTK/IAME/Komet	10	9:10.094 21.250	53.126		15
23	924	Leonard Frey	DEU	Team Hemkemeyer	DEU	NKA39318 IDC42853	OTK /IAME /Komet	10	9:10.209 21.365	52.848		14
24	882	Colin Hahn	DEU	Team Hemkemeyer	DEU	NKA25476 KBF42853	Sodi/IAME/Komet	10	9:12.169 23.325	53.104		13
25	817	Maximilian Engelstädter	DEU	Dörr Motorsport	DEU	NKA40565 BIF38420	KR/IAME/Komet	10	9:12.789 23.945	53.089		12
26	816	Elias Schorneck	DEU	VDB Kart Racing	DEU	ITE40538 KBF10478	Tony Kart/IAME/Komet	10	9:13.038 24.194	52.239	+ 5 sec	11
27	808	Eric Wess	DEU	Kartshop Ampfing	DEU	ITE44964 KBF25142	Drago Corse/IAME/Komet	10	9:14.518 25.674	53.983		10
28	925	Charles Troxler	CHE	SIM-ON	DEU	ITF1054 KBF39246	Kosmic/IAME/Komet	10	9:14.751 25.907	51.954	+ 5 sec	9
29	825	Julian Bub	DEU	Dörr Motorsport	DEU	ITF45440 BIC38420	KR/IAME/Komet	10	9:19.585 30.741	52.195		8
30	806	Moritz Fischer	DEU	ADAC Pfalz e.V. DUTT MOTORSP. by FENSTER.COM	LUX	NKA26409 IBLK867	Tony Kart/IAME/Komet	1	1:03.673 9 Laps	57.312	+ 5 sec	7

Not classified

DSQ	876	Cemil Bayyati	DEU	Dörr Motorsport	DEU	ITG15366 BIF38420	KR/IAME/Komet	10	DSQ	52.221		1
-----	-----	---------------	-----	-----------------	-----	-------------------	---------------	----	-----	--------	--	---

Announcements

- # 925,844 + 5 sec push
- # 927,891,836,816,806 + 5 sec front fairing
- #876 DQ Steward decision
- # 890 + 10 sec Steward decision


Timekeeper
M.Riehmers

Race Director
H.Seidel

Page 1/1

These results are provisional until the conclusion of any judicial and technical matters!

Printed: 10.08.2024 / 15:41





X30 SENIOR

Qualifying Heat A/C

Track length: 1.315 Km
Race Started: 16:42:34
Best Lap by: 822 - Elia Weiss - 51.700

Rank	#	Driver	Nat	Sponsor Entrant	Nat	License E-License	Make	laps	T. Time Diff	Best Lap	Penalty	Points
1	823	Jason Bralic	NLD	SIM-ON	DEU	ITF46957 KBF39246	Kosmic/IAME/Komet	10	8:49.263	52.121		50
2	885	Carl Luthardt	DEU	Falcon Racing Team	NLD	ITE 37029 IBL11345	Falcon/IAME/Komet	10	8:49.473 0.210	52.156		44
3	887	Torben Gründahl	DEU	MSC Groß Dölln e.V. im ADAC CV Performance Group	DEU	ITC-C14120 BIF38321	KR/IAME/Komet	10	8:51.436 2.173	52.004		41
4	927	Colin Sandner	DEU	Team NKS	DEU	ITC-C17316 KBF42057	DR/IAME/	10	8:51.770 2.507	52.111		38
5	830	Max Hezel	DEU	ADAC Hessen-Thüringen e.V. CV Performance Group	DEU	ITF38265 BIF38321	KR/IAME/Komet	10	8:51.981 2.718	51.795		36
6	809	Luis Esser	DEU	RMW Motorsport	DEU	ITE 11661 KBF39010	OTK/IAME/Komet	10	8:53.043 3.780	52.160		34
7	821	Manuel Wagner	DEU	RS-Motorsport	DEU	ITE 39259 KBF40372	CRG/IAME/Komet	10	8:53.174 3.911	52.080		32
8	877	Niklas Hirsch	DEU	MSC-Langenfeld e. V. im ADAC SIM-ON	DEU	ITF39320 KBF39246	Kosmic/IAME/Komet	10	8:53.299 4.036	51.914		30
9	829	Lutz Ohsenbrink	DEU	KSL Racing Team	DEU	ITE40759 KBF1304585	Alonso/IAME/Komet	10	8:53.549 4.286	52.050		28
10	822	Elia Weiss	DEU	DSK e.V. Ja zum Motorsport SIM-ON	DEU	ITE38504 KBF39246	Kosmic/IAME/Komet	10	8:55.886 6.623	51.700	+ 5 sec	27
11	904	Tobias Feeser	DEU	Sonja Feeser	DEU	ITE13863 BEK1198789	LN/IAME/Komet	10	8:56.476 7.213	52.517		26
12	811	Karl Schmiederer	DEU	RS-Motorsport	DEU	ITE39775 KBF40372	CRG/IAME/Komet	10	8:57.642 8.379	52.217		25
13	905	Maxim Haroutounian	NLD	Falcon Racing Team	NLD	ITE49031 IBL11345	Falcon/IAME/Komet	10	8:59.091 9.828	52.406		24
14	820	Felix Maurer	DEU	DUTT MOTORSPORT by FENSTER.com	LUX	NKA41244 IBLK867	Tony Kart/IAME/Komet	10	8:59.676 10.413	52.368		23
15	806	Moritz Fischer	DEU	ADAC Pfalz e.V. DUTT MOTORSP. by FENSTER.COM	LUX	NKA26409 IBLK867	Tony Kart/IAME/Komet	10	9:01.518 12.255	52.744		22
16	815	Moritz Wolber	DEU	ADAC Südbaden e.V. NEES RACING	DEU	NKA16641 BIF17863	Maranello/IAME/Komet	10	9:01.551 12.288	52.262	+ 5 sec	21
17	833	Jannik Remmert	DEU	VDB Kart Racing	DEU	ITE19994 KBF10478	Tony Kart/IAME/Komet	10	9:01.921 12.658	52.357	+ 5 sec	20
18	899	Luke Neubauer	DEU	AT Motorsport	DEU	ITE45043 KBF38996	OTK/IAME/Komet	10	9:02.810 13.547	52.961		19
19	844	Kevin Wagner	DEU	MSC-Langenfeld e. V. im ADAC TB Racing Team	DEU	ITE 11828 KBF38262	KR/IAME/Komet	10	9:06.452 17.189	52.956		18
20	825	Julian Bub	DEU	Dörr Motorsport	DEU	ITF45440 BIC38420	KR/IAME/Komet	10	9:08.263 19.000	52.035		17
21	884	Davin Singer	DEU	ADAC Südbaden e.V. CV Performance Group	DEU	ITE 23384 BIF38321	KR/IAME/Komet	10	9:08.620 19.357	52.319	+ 5 sec	16
22	836	Max Ohsenbrink	DEU	KSL Racing Team	DEU	ITE18670 KBF1304585	Alonso/IAME/Komet	10	9:08.874 19.611	52.292	+ 5 sec	15
23	881	Jacob Trost	DEU	ADAC Hessen-Thüringen e.V. DUTT MOTORSPORT by FENSTER.COM	LUX	NKA41233 IDCK867	Tony Kart/IAME/Komet	10	9:11.910 22.647	52.506	+ 5 sec	14
24	898	Hawk Baylaan White	GBR	AT Motorsport	DEU	ITE40903 BIC38996	Exprit/IAME/Komet	10	9:11.970 22.707	52.115	+ 5 sec	13
25	834	Moritz Schwing	DEU	Team NKS	DEU	ITE 12057 KBF29153	DR/IAME/Komet	10	9:13.129 23.866	52.568	+ 5 sec	12
26	926	Arham Gandhi	DEU	Team Hemkemeyer	DEU	NKA41855 KBF42853	Maranello /IAME/	10	9:14.289 25.026	52.547	+ 5 sec	11
27	808	Eric Wess	DEU	Kartshop Ampfing	DEU	ITE44964 KBF25142	Drago Corse/IAME/Komet	10	9:14.490 25.227	53.380		10
28	888	Louis Schütze	DEU	Ebert Motorsport	DEU	ITE 17941 KBF38528	OTK/IAME/Komet	10	9:15.406 26.143	52.332	+ 5 sec	9
29	980	Benno Drelok	DEU	Rocco Drelok	DEU	NKA10580 BEK1204567	Tony Kart/IAME/Komet	10	9:17.728 28.465	53.444	+ 5 sec	8
30	872	Tobias Burgstahler	DEU	ADAC Württemberg e.V. Stern Motorsport	DEU	NKA38364 KBF38195	KR/IAME/Komet	10	9:23.756 34.493	53.018	+ 5 sec	7
31	843	Luis Simon	DEU	PCH Racing	DEU	NKA36581 KBF39956	LN/IAME/Komet	2	1:54.782 8 Laps	54.866		6

Announcements


#815, 822 + 5 sec leaving the track

888,881,884,833,834,898,926,980,872 + 5 sec front fairing

836 + 5 sec push

Timekeeper
M.Riehmers

Race Director
H.Seidel



INT. ADAC Kartrennen Arena E

X30 SENIOR

Arena E Mülsen 1,315 Km

Qualifying Heat A/C

10.08.2024 16:40

Race (10 Laps) started at 16:42:34

Lap	Time of Day	Lap Tm	Diff	SF Tm	S1 Tm	S2 Tm
(823) Jason Braic						
1	16:43:29.268	54.719	+2.598	24.686	15.004	15.029
2	16:44:23.952	54.684	+2.563	24.368	15.183	15.133
3	16:45:17.030	53.078	+0.957	23.238	14.850	14.990
4	16:46:10.057	53.027	+0.906	23.200	14.807	15.020
5	16:47:02.681	52.624	+0.503	22.889	14.782	14.953
6	16:47:54.991	52.310	+0.189	22.853	14.525	14.932
7	16:48:47.236	52.245	+0.124	22.586	14.622	15.037
8	16:49:39.385	52.149	+0.028	22.717	14.423	15.009
9	16:50:31.506	52.121		22.662	14.445	15.014
10	16:51:23.746	52.240	+0.119	22.727	14.478	15.035

(885) Carl Luthardt						
1	16:43:28.828	54.144	+1.988	23.940	15.042	15.162
2	16:44:23.105	54.277	+2.121	24.015	15.217	15.045
3	16:45:16.121	53.016	+0.860	23.153	14.929	14.934
4	16:46:09.165	53.044	+0.888	23.063	14.960	15.021
5	16:47:02.209	53.044	+0.888	23.094	14.838	15.112
6	16:47:54.863	52.654	+0.498	22.900	14.657	15.097
7	16:48:47.414	52.551	+0.395	22.980	14.666	14.905
8	16:49:39.633	52.219	+0.063	22.699	14.597	14.923
9	16:50:31.789	52.156		22.610	14.604	14.942
10	16:51:23.956	52.167	+0.011	22.613	14.612	14.942

(887) Torben Gröndahl						
1	16:43:28.765	54.156	+2.152	23.933	14.967	15.256
2	16:44:22.825	54.060	+2.056	23.822	15.027	15.211
3	16:45:16.049	53.224	+1.220	23.220	14.879	15.125
4	16:46:09.101	53.052	+1.048	23.029	14.861	15.162
5	16:47:02.652	53.551	+1.547	23.579	14.884	15.088
6	16:47:55.642	52.990	+0.986	23.328	14.631	15.031
7	16:48:48.092	52.450	+0.446	22.792	14.615	15.043
8	16:49:40.096	52.004		22.579	14.507	14.918
9	16:50:33.745	53.649	+1.645	23.721	14.930	14.998
10	16:51:25.919	52.174	+0.170	22.721	14.522	14.931

(927) Colin Sandner						
1	16:43:30.198	55.598	+3.487	25.385	15.169	15.044
2	16:44:24.197	53.999	+1.888	23.666	15.179	15.154
3	16:45:17.276	53.079	+0.968	23.359	14.725	14.995
4	16:46:10.552	52.876	+1.165	23.319	14.911	15.046
5	16:47:03.356	52.804	+0.693	23.078	14.658	15.068
6	16:47:56.236	52.880	+0.769	23.216	14.622	15.042
7	16:48:48.902	52.666	+0.555	23.045	14.618	15.003
8	16:49:41.130	52.228	+0.117	22.760	14.427	15.041
9	16:50:34.142	53.012	+0.901	22.814	15.275	14.923
10	16:51:26.253	52.111		22.645	14.485	14.981

(830) Max Hezel						
1	16:43:28.873	54.390	+2.595	23.578	15.289	15.523
2	16:44:24.971	56.098	+4.303	23.861	15.877	16.360
3	16:45:20.410	55.439	+3.644	24.199	16.120	15.120
4	16:46:13.054	52.644	+0.849	22.802	14.875	14.967
5	16:47:05.429	52.375	+0.580	22.667	14.853	14.855
6	16:47:57.567	52.138	+0.343	22.681	14.632	14.825
7	16:48:49.649	52.082	+0.287	22.677	14.560	14.845
8	16:49:41.444	51.795		22.516	14.478	14.801
9	16:50:33.811	52.367	+0.572	22.510	15.003	14.854
10	16:51:26.464	52.653	+0.858	23.320	14.513	14.820

(809) Luis Esser						
1	16:43:30.719	55.831	+3.671	25.421	15.385	15.025
2	16:44:25.030	54.311	+2.151	23.823	15.343	15.145
3	16:45:18.829	53.799	+1.639	23.762	14.947	15.090
4	16:46:11.856	53.027	+0.867	23.043	14.874	15.110
5	16:47:04.773	52.917	+0.757	23.058	14.801	15.058
6	16:47:57.387	52.614	+0.454	22.972	14.650	14.992
7	16:48:49.981	52.594	+0.434	23.005	14.708	14.881
8	16:49:42.141	52.160		22.689	14.534	14.937
9	16:50:34.377	52.236	+0.076	22.558	14.866	14.812
10	16:51:27.526	53.149	+0.989	23.343	14.830	14.976

(821) Manuel Wagner						
----------------------------	--	--	--	--	--	--

1	16:43:30.523	55.786	+3.706	25.408	15.201	15.177
2	16:44:25.856	55.333	+3.253	23.995	16.268	15.070
3	16:45:19.869	54.013	+1.933	23.262	15.668	15.083
4	16:46:12.741	52.872	+0.792	22.979	14.864	15.029
5	16:47:05.350	52.609	+0.529	22.840	14.801	14.968
6	16:47:58.054	52.704	+0.624	23.042	14.694	14.968
7	16:48:50.378	52.324	+0.244	22.746	14.661	14.917
8	16:49:42.458	52.080		22.684	14.514	14.882
9	16:50:34.751	52.293	+0.213	22.643	14.735	14.915
10	16:51:27.657	52.906	+0.826	23.081	14.921	14.904

(877) Niklas Hirsch						
1	16:43:30.839	56.015	+4.101	25.855	15.203	14.957
2	16:44:26.198	55.359	+3.445	23.999	16.296	15.064
3	16:45:20.585	54.387	+2.473	23.120	16.291	14.976
4	16:46:14.848	54.263	+2.349	24.271	15.129	14.863
5	16:47:07.248	52.400	+0.486	22.794	14.759	14.847
6	16:47:59.462	52.214	+0.300	22.871	14.551	14.792
7	16:48:51.660	52.198	+0.284	22.668	14.690	14.840
8	16:49:43.690	52.030	+0.116	22.685	14.485	14.860
9	16:50:35.604	51.914		22.567	14.534	14.813
10	16:51:27.782	52.178	+0.264	22.617	14.723	14.838

(829) Lutz Ohsenbrink						
1	16:43:29.945	55.279	+3.229	24.908	15.278	15.093
2	16:44:25.199	55.254	+3.204	24.661	15.423	15.170
3	16:45:20.467	55.268	+3.218	24.050	15.917	15.301
4	16:46:13.657	53.190	+1.140	23.297	14.874	15.019
5	16:47:06.269	52.612	+0.562	22.862	14.766	14.984
6	16:47:58.464	52.195	+0.145	22.715	14.590	14.890
7	16:48:50.959	52.495	+0.445	22.647	14.564	15.284
8	16:49:43.454	52.495	+0.445	22.933	14.586	14.976
9	16:50:35.504	52.050		22.561	14.538	14.951
10	16:51:28.032	52.528	+0.478	22.592	14.972	14.964

(822) Elia Weiss						
1	16:43:29.517	54.986	+3.286	24.820	15.168	14.998
2	16:44:23.865	54.348	+2.648	23.833	15.386	15.129
3	16:45:16.885	53.020	+1.320	23.028	14.959	15.033
4	16:46:10.606	53.721	+2.021	23.797	15.065	14.859
5	16:47:02.896	52.290	+0.590	22.735	14.723	14.832
6	16:47:56.337	53.441	+1.741	24.039	14.600	14.802
7	16:48:48.490	52.153	+0.453	22.722	14.562	14.869
8	16:49:40.190	51.700		22.454	14.463	14.783
9	16:50:33.387	53.197	+1.497	23.321	14.864	15.012
10	16:51:25.369	51.982	+0.282	22.637	14.419	14.926

(904) Tobias Feeser						
1	16:43:31.308	56.450	+3.933	25.957	15.341	15.152
2	16:44:26.457	55.149	+2.632	24.249	15.781	15.119
3	16:45:20.897	54.440	+1.923	23.128	16.261	15.051
4	16:46:14.128	53.231	+0.714	23.336	14.877	15.018
5	16:47:06.780	52.652	+0.135	22.895	14.766	14.991
6	16:47:59.297	52.517		22.836	14.652	15.029
7	16:48:52.196	52.899	+0.382	22.701	15.070	15.128
8	16:49:44.729	52.533	+0.016	22.929	14.601	15.003
9	16:50:37.298	52.569	+0.052	22.780	14.694	15.095
10	16:51:30.959	53.661	+1.144	23.882	14.682	15.097

(811) Karl Schmiederer						
1	16:43:32.626	57.528	+5.311	26.729	15.700	15.099
2	16:44:27.039	54.413	+2.196	23.281	16.025	15.107

INT. ADAC Kartrennen Arena E

X30 SENIOR

Arena E Mülsen 1,315 Km

Qualifying Heat A/C

10.08.2024 16:40

Race (10 Laps) started at 16:42:34

Lap	Time of Day	Lap Tm	Diff	SF Tm	S1 Tm	S2 Tm
3	16:45:24.129	56.543	+4.137	25.194	15.934	15.415
4	16:46:17.621	53.492	+1.086	23.310	15.097	15.085
5	16:47:10.460	52.839	+0.433	23.042	14.773	15.024
6	16:48:03.193	52.733	+0.327	23.010	14.625	15.098
7	16:48:55.599	52.406		22.756	14.583	15.067
8	16:49:48.031	52.432	+0.026	22.761	14.638	15.033
9	16:50:40.538	52.507	+0.101	22.748	14.744	15.015
10	16:51:33.574	53.036	+0.630	22.778	15.215	15.043

(820) Felix Maurer

1	16:43:33.666	57.742	+5.374	27.526	15.249	14.968
2	16:44:28.669	55.003	+2.635	23.444	16.437	15.122
3	16:45:24.143	55.474	+3.106	24.182	16.031	15.261
4	16:46:17.364	53.221	+0.853	23.230	14.990	15.001
5	16:47:09.913	52.549	+0.181	22.833	14.741	14.975
6	16:48:02.526	52.613	+0.245	22.855	14.730	15.028
7	16:48:54.970	52.444	+0.076	22.803	14.687	14.954
8	16:49:47.338	52.368		22.693	14.718	14.957
9	16:50:40.344	53.006	+0.638	23.156	14.792	15.058
10	16:51:34.159	53.815	+1.447	22.924	15.820	15.071

(806) Moritz Fischer

1	16:43:33.489	58.361	+5.617	27.812	15.267	15.282
2	16:44:27.807	54.318	+1.574	23.444	15.783	15.091
3	16:45:25.041	57.234	+4.490	25.530	16.544	15.340
4	16:46:18.456	53.415	+0.671	23.213	15.002	15.200
5	16:47:11.634	53.178	+0.434	23.089	14.872	15.217
6	16:48:04.709	53.075	+0.331	23.041	14.887	15.147
7	16:48:57.506	52.797	+0.053	22.895	14.772	15.130
8	16:49:50.250	52.744		22.837	14.726	15.181
9	16:50:43.102	52.852	+0.108	22.877	14.764	15.211
10	16:51:36.001	52.899	+0.155	22.958	14.723	15.218

(815) Moritz Wolber

1	16:43:30.255	55.505	+3.243	24.408	16.083	15.014
2	16:44:26.088	55.893	+3.571	24.073	16.698	15.062
3	16:45:20.528	54.440	+2.178	23.333	16.056	15.051
4	16:46:14.722	54.194	+1.932	24.144	14.988	15.062
5	16:47:07.586	52.864	+0.602	23.051	14.811	15.002
6	16:48:00.108	52.522	+0.260	23.015	14.614	14.893
7	16:48:52.463	52.355	+0.093	22.848	14.633	14.874
8	16:49:45.155	52.692	+0.430	22.982	14.751	14.959
9	16:50:37.417	52.262		22.683	14.677	14.902
10	16:51:31.034	53.617	+1.355	23.958	14.703	14.956

(833) Jannik Remmert

1	16:43:31.450	56.637	+4.280	26.102	15.538	14.997
2	16:44:27.547	56.097	+3.740	23.557	17.033	15.507
3	16:45:23.113	55.566	+3.209	24.741	15.565	15.260
4	16:46:16.512	53.999	+1.042	23.004	15.211	15.184
5	16:47:09.229	52.717	+0.360	22.970	14.690	15.057
6	16:48:01.775	52.546	+0.189	22.884	14.649	15.013
7	16:48:54.132	52.357		22.748	14.557	15.052
8	16:49:46.656	52.524	+0.167	22.809	14.624	15.091
9	16:50:39.018	52.362	+0.005	22.706	14.605	15.051
10	16:51:31.404	52.386	+0.029	22.722	14.692	14.972

(899) Luke Neubauer

1	16:43:35.436	59.696	+6.735	28.572	15.773	15.351
2	16:44:30.295	54.859	+1.898	23.553	16.054	15.252
3	16:45:25.566	55.271	+2.310	23.614	16.440	15.217
4	16:46:18.940	53.374	+0.413	23.120	15.072	15.182
5	16:47:11.978	53.038	+0.077	23.066	14.869	15.103
6	16:48:05.171	53.193	+0.232	23.176	14.890	15.127
7	16:48:58.310	53.139	+0.178	23.155	14.864	15.120
8	16:49:51.287	52.977	+0.016	23.037	14.795	15.145
9	16:50:44.248	52.961		22.973	14.731	15.257
10	16:51:37.293	53.045	+0.084	23.094	14.727	15.224

(844) Kevin Wagner

1	16:43:26.389	50.471	-2.485			18.961
2	16:44:29.011	102.622	+9.666	31.187	16.267	15.168
3	16:45:27.039	58.028	+5.072	24.279	17.861	15.888
4	16:46:21.294	54.255	+1.299	23.840	15.251	15.164

Lap	Time of Day	Lap Tm	Diff	SF Tm	S1 Tm	S2 Tm
5	16:47:15.143	53.849	+0.893	23.622	14.938	15.289
6	16:48:08.645	53.502	+0.546	23.526	14.973	15.003
7	16:49:01.861	53.216	+0.260	23.336	14.806	15.074
8	16:49:54.841	52.980	+0.024	23.062	15.024	14.894
9	16:50:47.979	53.138	+0.182	22.956	14.769	15.413
10	16:51:40.935	52.966		23.188	14.730	15.038

(825) Julian Bub

1	16:43:32.105	57.134	+5.099	26.677	15.355	15.102
2	16:44:27.671	55.566	+3.531	23.706	16.463	15.397
3	16:45:32.906	1:05.235	+13.200	25.286	24.362	15.587
4	16:46:27.004	54.098	+2.063	23.524	15.367	15.207
5	16:47:20.091	53.087	+1.052	23.185	14.804	15.098
6	16:48:13.095	53.004	+0.969	22.988	14.826	15.190
7	16:49:05.984	52.889	+0.854	22.914	14.841	15.134
8	16:49:58.392	52.408	+0.373	22.811	14.631	14.966
9	16:50:50.427	52.035		22.685	14.507	14.843
10	16:51:42.746	52.319	+0.284	22.828	14.567	14.924

(884) Davin Singer

1	16:43:31.516	56.509	+4.190	25.954	15.679	14.876
2	16:44:29.811	58.295	+5.976	23.627	19.227	15.441
3	16:45:27.239	57.428	+5.109	23.617	17.866	15.945
4	16:46:21.384	54.145	+1.826	24.023	15.090	15.032
5	16:47:14.913	53.529	+1.210	23.298	14.978	15.253
6	16:48:07.820	52.907	+0.588	23.181	14.700	15.026
7	16:49:00.624	52.804	+0.485	23.076	14.705	15.023
8	16:49:53.296	52.672	+0.353	23.053	14.610	15.009
9	16:50:45.615	52.319		22.801	14.563	14.955
10	16:51:38.103	52.488	+0.169	23.025	14.611	14.852

(836) Max Ohnsenbrink

1	16:43:31.883	56.847	+4.555	26.328	15.401	15.118
2	16:44:33.336	1:01.453	+9.161	23.402	22.796	15.255
3	16:45:28.115	54.779	+2.487	22.985	16.146	15.648
4	16:46:22.886	54.771	+2.479	24.493	15.193	15.085
5	16:47:15.663	52.777	+0.485	22.820	14.916	15.041
6	16:48:08.704	53.041	+0.749	22.974	15.137	14.930
7	16:49:01.204	52.500	+0.208	22.846	14.599	15.055
8	16:49:53.709	52.505	+0.213	22.656	14.710	15.139
9	16:50:46.065	52.356	+0.064	22.764	14.581	15.011
10	16:51:38.357	52.292		22.648	14.700	14.944

(881) Jacob Trost

1	16:43:35.786	59.769	+7.263	28.782	15.580	15.407
2	16:44:29.873	54.087	+1.581	23.440	15.571	15.076
3	16:45:27.490	57.617	+5.111	23.788	17.582	16.247
4	16:46:23.334	55.844	+3.338	25.160	15.563	15.121
5	16:47:16.455	53.121	+0.615	23.215	14.895	15.011
6	16:48:09.730	53.275	+0.769	22.856	15.327	15.092
7	16:49:02.236	52.505		22.857	14.690	14.959
8	16:49:54.742	52.506		22.802	14.703	15.001
9	16:50:48.188	53.446	+0.940	22.892	14.822	15.732
10	16:51:41.393	53.205	+0.699	23.188	14.886	15.131

(898) Hawk Baylaan White

1	16:43:33.095	57.482	+5.367	26.239	15.964	15.279
2	16:44:28.889	55.794	+3.679	23.702	16.649	15.443
3	16:45:28.802	59.913	+7.798	24.680	19.484	15.749
4	16:46:23.455	54.653	+2.538	24.139	15.434	15.080
5	16:47:17.525	54.070	+1.955	23.851	15.141	15.078
6	16:48:11.128	53.603	+1.488	23.631	14.923	15.049
7	16:49:03.643	52.515	+0.400	22.838	14.643	15.034
8	16:49:56.940	53.297	+1.182	22.982	15.253	15.062
9	16:50:49.338	52.398	+0.283	22.823	14.540	15.035
10	16:51:41.453	52.115		22.636	14.612	14.867

(834) Moritz Schwing

1	16:43:34.211	58.604	+6.036	27.685	15.650	15.269
2	16:44:29.674	55.463	+2.895	24.270	15.921	15.272
3	16:45:27.325	57.651	+5.083	24.754	16.980	15.917
4	16:46:23.271	55.946	+3.378	25.107	15.601	15.238
5	16:47:17.480	54.209	+1.641	23.969	15.012	15.228
6	16:48:11.520	54.040	+1.472	23.920	14.910	15.210

INT. ADAC Kartrennen Arena E

X30 SENIOR

Arena E Mülsen 1,315 Km

Qualifying Heat A/C

10.08.2024 16:40

Race (10 Laps) started at 16:42:34

Lap	Time of Day	Lap Tm	Diff	SF Tm	S1 Tm	S2 Tm	Lap	Time of Day	Lap Tm	Diff	SF Tm	S1 Tm	S2 Tm
7	16:49:04.487	52.967	+0.399	23.179	14.706	15.082							
8	16:49:57.142	52.655	+0.087	22.919	14.766	14.970							
9	16:50:50.044	52.902	+0.334	23.160	14.667	15.075							
10	16:51:42.612	52.568		22.808	14.702	15.058							
(926) Arham Gandhi													
1	16:43:39.753	1:04.209	+11.662	33.394	15.618	15.197							
2	16:44:33.840	54.087	+1.540	23.392	15.457	15.238							
3	16:45:28.327	54.487	+1.940	23.116	15.512	15.859							
4	16:46:24.241	55.914	+3.367	24.888	15.906	15.120							
5	16:47:17.968	53.727	+1.180	23.429	15.129	15.169							
6	16:48:11.587	53.619	+1.072	23.707	14.881	15.031							
7	16:49:04.758	53.171	+0.624	23.253	14.812	15.106							
8	16:49:57.832	53.074	+0.527	23.027	14.853	15.194							
9	16:50:50.379	52.547		22.872	14.607	15.068							
10	16:51:43.772	53.393	+0.846	23.457	14.744	15.192							
(808) Eric Wess													
1	16:43:38.944	1:03.745	+10.365	31.392	16.451	15.902							
2	16:44:34.672	55.728	+2.348	24.579	15.752	15.397							
3	16:45:29.306	54.634	+1.254	23.628	15.490	15.516							
4	16:46:24.126	54.820	+1.440	23.778	15.804	15.238							
5	16:47:18.747	54.621	+1.241	23.903	15.178	15.540							
6	16:48:12.841	54.094	+0.714	23.383	15.365	15.346							
7	16:49:06.221	53.380		23.089	15.132	15.159							
8	16:49:59.750	53.529	+0.149	23.164	14.859	15.506							
9	16:50:54.483	54.733	+1.353	24.110	15.099	15.524							
10	16:51:48.973	54.490	+1.110	23.630	15.172	15.688							
(888) Louis Schütze													
1	16:43:35.991	1:00.687	+8.355	29.711	15.760	15.216							
2	16:44:30.489	54.498	+2.166	23.327	16.063	15.108							
3	16:45:27.104	56.615	+4.283	24.064	16.910	15.641							
4	16:46:21.677	54.573	+2.241	24.229	15.239	15.105							
5	16:47:15.224	53.547	+1.215	23.474	14.920	15.153							
6	16:48:14.436	59.212	+6.880	28.220	15.739	15.253							
7	16:49:06.882	52.446	+0.114	22.881	14.568	14.997							
8	16:49:59.770	52.888	+0.556	22.730	14.712	15.446							
9	16:50:52.557	52.787	+0.455	23.036	14.633	15.118							
10	16:51:44.889	52.332		22.789	14.526	15.017							
(980) Benno Drelok													
1	16:43:39.318	1:03.608	+10.164	32.681	15.419	15.508							
2	16:44:33.517	54.199	+0.755	23.712	15.229	15.258							
3	16:45:28.054	54.537	+1.093	23.190	15.652	15.695							
4	16:46:23.859	55.805	+2.361	24.940	15.587	15.278							
5	16:47:17.963	54.104	+0.660	23.702	15.071	15.331							
6	16:48:13.095	55.132	+1.688	24.048	15.680	15.404							
7	16:49:06.597	53.502	+0.058	23.245	14.813	15.444							
8	16:50:00.122	53.525	+0.081	23.294	14.887	15.344							
9	16:50:53.566	53.444		23.140	14.841	15.463							
10	16:51:47.211	53.645	+0.201	23.365	14.769	15.511							
(872) Tobias Burgstahler													
1	16:43:35.874	59.569	+6.551	28.570	15.691	15.308							
2	16:44:30.817	54.943	+1.925	23.768	16.025	15.150							
3	16:45:27.382	56.565	+3.547	23.861	17.086	15.618							
4	16:46:22.416	55.034	+2.016	24.349	15.368	15.317							
5	16:47:15.991	53.575	+0.557	23.218	15.256	15.101							
6	16:48:10.316	54.325	+1.307	23.252	15.955	15.118							
7	16:49:03.334	53.018		23.110	14.768	15.140							
8	16:50:06.451	1:03.117	+10.099	23.223	24.546	15.348							
9	16:50:59.775	53.324	+0.306	23.380	14.819	15.125							
10	16:51:53.239	53.464	+0.446	23.268	14.846	15.350							
(843) Luis Simon													
1	16:43:34.399	58.287	+3.421	27.500	15.529	15.268							
2	16:44:29.265	54.866		23.773	15.768	15.325							


INT. ADAC Kartrennen Arena E
Lapchart

X30 SENIOR

Arena E Mülsen 1,315 Km

Qualifying Heat A/C

10.08.2024 16:40

Race (10 Laps) started at 16:42:34

Competitors		Laps										
		0	1	2	3	4	5	6	7	8	9	10
Max Hezel (830)	1	830	844	887	887	887	885	885	823	823	823	823
Elia Weiss (822)	2	822	887	885	885	885	887	823	885	885	885	885
Jason Bralic (823)	3	823	885	822	822	823	823	887	887	887	822	822
Colin Sandner (927)	4	927	830	823	823	927	822	927	822	822	887	887
Torben Gröndahl (887)	5	887	823	927	927	822	927	822	927	927	830	927
Lutz Ohsenbrink (829)	6	829	822	830	809	809	809	809	830	830	927	830
Carl Luthardt (885)	7	885	829	809	821	821	821	830	809	809	809	809
Manuel Wagner (821)	8	821	927	829	830	830	830	821	821	821	821	821
Moritz Wolber (815)	9	815	815	821	829	829	829	829	829	829	829	877
Jannik Remmert (833)	10	833	821	815	815	904	904	904	877	877	877	829
Niklas Hirsch (877)	11	877	809	877	877	815	877	877	904	904	904	904
Tobias Feeser (904)	12	904	877	904	904	877	815	815	815	815	815	815
Luis Esser (809)	13	809	904	811	811	833	833	833	833	833	833	833
Julian Bub (825)	14	825	833	833	833	811	820	820	820	820	811	811
Davin Singer (884)	15	884	884	905	905	820	811	811	811	811	820	905
Max Ohsenbrink (836)	16	836	836	825	820	905	905	905	905	905	905	820
Karl Schmiederer (811)	17	811	825	806	806	806	806	806	806	806	806	806
Moritz Fischer (806)	18	806	905	820	899	899	899	899	899	899	899	899
Eric Wess (808)	19	808	811	898	844	844	884	884	884	884	884	884
Louis Schütze (888)	20	888	898	844	888	884	844	844	836	836	836	836
Maxim Haroutounian (905)	21	905	806	843	884	888	888	836	844	881	844	844
Arham Gandhi (926)	22	926	820	834	834	872	836	881	881	844	881	881
Moritz Schwing (834)	23	834	834	884	872	836	872	872	872	898	898	898
Hawk Baylaan White (898)	24	898	843	881	881	834	881	898	898	834	834	834
Benno Drelok (980)	25	980	899	899	980	881	834	834	834	926	926	825
Luke Neubauer (899)	26	899	881	888	836	898	898	926	926	825	825	926
Kevin Wagner (844)	27	844	872	872	926	980	980	808	825	808	888	888
Felix Maurer (820)	28	820	888	836	898	808	926	825	808	888	980	980
Jacob Trost (881)	29	881	808	980	808	926	808	980	980	980	808	808
Luis Simon (843)	30	843	980	926	825	825	825	888	888	872	872	872
Tobias Burgstahler (872)	31	872	926	808								





X30 SENIOR

Qualifying Heat A/B

Track length: 1.315 Km
Race Started: 18:52:26
Best Lap by: 854 - Daniel Brozovic - 51.714

Rank	#	Driver	Nat	Sponsor Entrant	Nat	License E-License	Make	laps	T. Time Diff	Best Lap	Penalty	Points
1	895	Phil Colin Streng	DEU	ADAC Württemberg e.V. Ebert Motorsport	DEU	ITE42785 EL38528	LN/IAME/Komet	10	8:46.063	51.911		50
2	810	Daniel Guinchard	GBR	SFR Motorsport	GBR	ITC-C292117 IBL368379	KR/IAME/Komet	10	8:51.309 5.246	52.295		44
3	809	Luis Esser	DEU	RMW Motorsport	DEU	ITE 11661 KBF39010	OTK/IAME/Komet	10	8:53.392 7.329	52.149		41
4	885	Carl Luthardt	DEU	Falcon Racing Team	NLD	ITE 37029 IBL11345	Falcon/IAME/Komet	10	8:53.465 7.402	52.333		38
5	890	Leonard Hocker	DEU	RS-Motorsport	DEU	NKA22440 KBF40372	CRG/IAME/Komet	10	8:54.622 8.559	52.157		36
6	887	Torben Gründahl	DEU	MSC Groß Dölln e.V. im ADAC CV Performance Group	DEU	ITC-C14120 BIF38321	KR/IAME/Komet	10	8:55.222 9.159	52.308		34
7	830	Max Hezel	DEU	ADAC Hessen-Thüringen e.V. CV Performance Group	DEU	ITF38265 BIF38321	KR/IAME/Komet	10	8:55.417 9.354	52.127	+ 5 sec	32
8	823	Jason Bralic	NLD	SIM-ON	DEU	ITF46957 KBF39246	Kosmic/IAME/Komet	10	8:56.951 10.888	52.052	+ 5 sec	30
9	812	Rocco Curcio	DEU	ADAC Württemberg e.V. AT-Motorsport	DEU	ITE29607 KBF38996	Exprit/IAME/Komet	10	8:57.005 10.942	52.377	+ 5 sec	28
10	811	Karl Schmiederer	DEU	RS-Motorsport	DEU	ITE39775 KBF40372	CRG/IAME/Komet	10	8:58.148 12.085	52.198		27
11	884	Davin Singer	DEU	ADAC Südbaden e.V. CV Performance Group	DEU	ITE 23384 BIF38321	KR/IAME/Komet	10	8:58.283 12.220	52.131		26
12	854	Daniel Brozovic	DEU	Valier Motorsport	DEU	ITE 42036 KBF39300	Energy/IAME/Komet	10	8:58.334 12.271	51.714		25
13	920	Donar Munding	LIE	Stern Motorsport	DEU	ITC-C1449 BIC38195	KR/IAME/Komet	10	8:58.661 12.598	52.316		24
14	855	Matti Klasi	DEU	DSK e.V. Ja zum Motorsport RMW Motorsport	DEU	ITE13782 BIC39010	Tony Kart/IAME/Komet	10	8:58.891 12.828	52.173		23
15	888	Louis Schütze	DEU	Ebert Motorsport	DEU	ITE 17941 KBF38528	OTK/IAME/Komet	10	9:01.292 15.229	52.210		22
16	924	Leonard Frey	DEU	Team Hemkemeyer	DEU	NKA39318 IDC42853	OTK /IAME /Komet	10	9:01.441 15.378	52.533		21
17	925	Charles Troxler	CHE	SIM-ON	DEU	ITF1054 KBF39246	Kosmic/IAME/Komet	10	9:02.072 16.009	52.298	+ 5 sec	20
18	820	Felix Maurer	DEU	DUTT MOTORSPORT by FENSTER.com	LUX	NKA41244 IBLK867	Tony Kart/IAME/Komet	10	9:02.420 16.357	52.002	+ 5 sec	19
19	843	Luis Simon	DEU	PCH Racing	DEU	NKA36581 KBF39956	LN/IAME/Komet	10	9:02.714 16.651	52.540		18
20	834	Moritz Schwing	DEU	Team NKS	DEU	ITE 12057 KBF29153	DR/IAME/Komet	10	9:03.952 17.889	52.724		17
21	926	Arham Gandhi	DEU	Team Hemkemeyer	DEU	NKA41855 KBF42853	Maranello /IAME/	10	9:04.106 18.043	52.668		16
22	818	Matthij Vandebroek	DEU	VDB Kart Racing	DEU	ITE 11491 KBF10478	Tony Kart/IAME/Komet	10	9:04.661 18.598	52.277	+ 5 sec	15
23	815	Moritz Wolber	DEU	ADAC Südbaden e.V. NEES RACING	DEU	NKA16641 BIF17863	Maranello/IAME/Komet	10	9:06.153 20.090	51.979	+ 5 sec	14
24	891	Luka Koullen	NLD	PCH Racing	DEU	NKA50483 BIF39956	KR/IAME/Komet	10	9:06.550 20.487	52.316	+ 5 sec	13
25	833	Jannik R Emmert	DEU	VDB Kart Racing	DEU	ITE19994 KBF10478	Tony Kart/IAME/Komet	10	9:08.370 22.307	52.419		12
26	882	Colin Hahn	DEU	Team Hemkemeyer	DEU	NKA25476 KBF42853	Sodi/IAME/Komet	10	9:08.404 22.341	53.133		11
27	980	Benno Drelok	DEU	Rocco Drelok	DEU	NKA10580 BEK1204567	Tony Kart/IAME/Komet	10	9:08.848 22.785	53.058		10
28	872	Tobias Burgstahler	DEU	ADAC Württemberg e.V. Stern Motorsport	DEU	NKA38364 KBF38195	KR/IAME/Komet	10	9:11.795 25.732	53.496		9
29	876	Cemil Bayyati	DEU	Dörr Motorsport	DEU	ITG15366 BIF38420	KR/IAME/Komet	10	9:19.295 33.232	52.544	+ 5 sec	8
30	807	Marlon Vatter	DEU	AT Motorsport	DEU	ITF38543 KBF38543	Exprit/IAME/Komet	10	9:26.429 40.366	52.680	+ 5 sec	7
31	817	Maximilian Engelstädter	DEU	Dörr Motorsport	DEU	NKA40565 BIF38420	KR/IAME/Komet	6	5:34.689 4 Laps	53.467		6
32	816	Elias Schorneck	DEU	VDB Kart Racing	DEU	ITE40538 KBF10478	Tony Kart/IAME/Komet	0	5.701 10 Laps		+ 5 sec	5

Announcements

815,818,925,812,823,830,816,891,876,807 + 5 sec front fairing
820 + 5 sec leaving the track



INT. ADAC Kartrennen Arena E

X30 SENIOR

Arena E Mülsen 1,315 Km

Qualifying Heat A/B

10.08.2024 18:50

Race (10 Laps) started at 18:52:26

Lap	Time of Day	Lap Tm	Diff	SF Tm	S1 Tm	S2 Tm
(895) Phil Colin Strenge						
1	18:53:20.580	54.364	+2.453	24.091	15.191	15.082
2	18:54:14.384	53.804	+1.893	23.275	15.322	15.207
3	18:55:07.048	52.664	+0.753	22.813	14.763	15.088
4	18:55:59.455	52.407	+0.496	22.678	14.684	15.045
5	18:56:51.518	52.063	+0.152	22.532	14.537	14.994
6	18:57:43.429	51.911		22.503	14.460	14.948
7	18:58:35.416	51.987	+0.076	22.453	14.592	14.942
8	18:59:27.821	52.405	+0.494	22.703	14.687	15.015
9	19:00:20.125	52.304	+0.393	22.757	14.641	14.906
10	19:01:12.277	52.152	+0.241	22.506	14.520	15.126

Lap	Time of Day	Lap Tm	Diff	SF Tm	S1 Tm	S2 Tm
(810) Daniel Guinchard						
1	18:53:21.516	55.133	+2.838	24.742	15.231	15.160
2	18:54:14.955	53.439	+1.144	22.965	15.437	15.037
3	18:55:08.017	53.062	+0.767	23.211	14.838	15.013
4	18:56:00.594	52.577	+0.282	22.799	14.685	15.093
5	18:56:53.054	52.460	+0.165	22.770	14.585	15.105
6	18:57:45.384	52.390	+0.035	22.727	14.504	15.099
7	18:58:37.786	52.402	+0.107	22.669	14.717	15.016
8	18:59:30.537	52.751	+0.456	23.126	14.571	15.054
9	19:00:25.228	54.691	+2.396	24.280	15.385	15.026
10	19:01:17.523	52.295		22.544	14.700	15.051

Lap	Time of Day	Lap Tm	Diff	SF Tm	S1 Tm	S2 Tm
(809) Luis Esser						
1	18:53:24.074	57.028	+4.879	26.382	15.531	15.115
2	18:54:17.445	53.371	+1.222	23.180	15.194	14.997
3	18:55:09.931	52.486	+0.337	22.836	14.781	14.869
4	18:56:03.364	53.433	+1.284	22.691	15.803	14.939
5	18:56:55.586	52.222	+0.073	22.692	14.691	14.839
6	18:57:48.410	52.824	+0.675	23.293	14.600	14.931
7	18:58:40.906	52.496	+0.347	22.584	14.703	15.209
8	18:59:34.453	53.547	+1.398	23.329	15.204	15.014
9	19:00:26.602	52.149		22.611	14.694	14.844
10	19:01:19.606	53.004	+0.855	23.186	14.881	14.937

Lap	Time of Day	Lap Tm	Diff	SF Tm	S1 Tm	S2 Tm
(885) Carl Luthardt						
1	18:53:22.422	56.013	+3.680	25.587	15.368	15.058
2	18:54:16.018	53.596	+1.263	23.356	15.262	14.978
3	18:55:09.099	53.081	+0.748	22.850	15.131	15.100
4	18:56:01.532	52.433	+0.100	22.953	14.644	14.836
5	18:56:54.238	52.706	+0.373	23.034	14.855	14.817
6	18:57:46.571	52.333		22.816	14.735	14.782
7	18:58:39.699	53.128	+0.795	22.546	15.599	14.983
8	18:59:33.880	54.181	+1.848	23.839	15.271	15.071
9	19:00:26.555	52.675	+0.342	22.881	14.757	15.037
10	19:01:19.679	53.124	+0.791	23.310	15.023	14.791

Lap	Time of Day	Lap Tm	Diff	SF Tm	S1 Tm	S2 Tm
(890) Leonard Hocker						
1	18:53:21.915	55.596	+3.439	24.563	15.890	15.143
2	18:54:17.247	55.392	+3.175	25.180	15.128	15.024
3	18:55:09.687	52.440	+0.283	22.782	14.866	14.792
4	18:56:02.871	53.184	+1.027	22.864	15.393	14.927
5	18:56:55.161	52.290	+0.133	22.717	14.651	14.922
6	18:57:47.318	52.157		22.652	14.603	14.902
7	18:58:39.927	52.609	+0.452	22.481	15.190	14.938
8	18:59:35.334	55.407	+3.250	23.659	16.033	15.715
9	19:00:28.202	52.868	+0.711	23.020	14.780	15.068
10	19:01:20.836	52.634	+0.477	22.998	14.633	15.003

Lap	Time of Day	Lap Tm	Diff	SF Tm	S1 Tm	S2 Tm
(887) Torben Gröndahl						
1	18:53:22.093	55.757	+3.449	25.217	15.361	15.179
2	18:54:15.476	53.383	+1.075	23.147	15.169	15.067
3	18:55:08.816	53.340	+1.032	22.858	15.576	14.906
4	18:56:01.344	52.528	+0.220	22.782	14.898	14.848
5	18:56:54.127	52.783	+0.475	23.100	14.796	14.887
6	18:57:46.435	52.308		22.789	14.696	14.823
7	18:58:40.844	54.409	+2.101	22.617	16.220	15.572
8	18:59:35.637	54.793	+2.485	23.986	15.235	15.572
9	19:00:28.995	53.358	+1.050	23.453	14.878	15.027
10	19:01:21.436	52.441	+0.133	22.787	14.708	14.946

Lap	Time of Day	Lap Tm	Diff	SF Tm	S1 Tm	S2 Tm
(830) Max Hezel						

Lap	Time of Day	Lap Tm	Diff	SF Tm	S1 Tm	S2 Tm
(823) Jason Bralic						
1	18:53:20.523	54.309	+2.182	23.768	15.294	15.247
2	18:54:14.766	54.243	+2.116	23.471	15.611	15.161
3	18:55:07.846	53.080	+0.953	22.841	15.123	15.116
4	18:56:01.058	53.212	+1.085	23.353	14.858	15.001
5	18:56:53.537	52.479	+0.352	22.881	14.740	14.858
6	18:57:46.294	52.757	+0.630	23.093	14.750	14.914
7	18:58:38.421	52.127		22.421	14.881	14.825
8	18:59:30.900	52.479	+0.352	22.929	14.690	14.860
9	19:00:24.348	53.448	+1.321	23.700	14.746	15.002
10	19:01:16.631	52.283	+0.156	22.682	14.635	14.966

Lap	Time of Day	Lap Tm	Diff	SF Tm	S1 Tm	S2 Tm
(823) Jason Bralic						
1	18:53:20.836	54.557	+2.505	24.234	15.198	15.125
2	18:54:14.871	54.035	+1.983	23.236	15.749	15.050
3	18:55:08.423	53.552	+1.500	23.165	15.334	15.053
4	18:56:01.117	52.694	+0.642	22.954	14.873	14.867
5	18:56:53.595	52.478	+0.426	23.000	14.699	14.779
6	18:57:45.939	52.344	+0.292	22.935	14.483	14.926
7	18:58:37.991	52.052		22.547	14.644	14.861
8	18:59:30.616	52.625	+0.573	23.157	14.587	14.881
9	19:00:24.908	54.292	+2.240	24.168	15.127	14.997
10	19:01:18.165	53.257	+1.205	22.659	15.359	15.239

Lap	Time of Day	Lap Tm	Diff	SF Tm	S1 Tm	S2 Tm
(812) Rocco Curcio						
1	18:53:22.164	55.688	+3.311	25.391	15.239	15.058
2	18:54:15.960	53.796	+1.419	23.515	15.267	15.014
3	18:55:09.222	53.262	+0.885	23.169	15.112	14.981
4	18:56:01.959	52.737	+0.360	23.109	14.653	14.975
5	18:56:54.504	52.545	+0.168	22.809	14.872	14.864
6	18:57:46.881	52.377		22.712	14.742	14.923
7	18:58:39.758	52.877	+0.500	22.653	15.287	14.937
8	18:59:30.616	52.697	+0.320	23.110	14.608	14.881
9	19:00:25.285	52.830	+0.453	22.794	15.077	14.959
10	19:01:18.219	52.934	+0.557	22.737	14.774	15.423

Lap	Time of Day	Lap Tm	Diff	SF Tm	S1 Tm	S2 Tm
(811) Karl Schmiederer						
1	18:53:25.636	58.365	+6.167	27.119	15.821	15.425
2	18:54:20.422	54.786	+2.588	24.413	15.141	15.232
3	18:55:13.740	53.318	+1.120	23.347	14.837	15.134
4	18:56:06.445	52.705	+0.507	22.873	14.778	15.054
5	18:56:59.088	52.643	+0.445	22.785	14.793	15.065
6	18:57:51.451	52.363	+0.165	22.688	14.645	15.030
7	18:58:43.725	52.274	+0.076	22.724	14.608	14.942
8	18:59:35.923	52.198		22.673	14.618	14.907
9	19:00:30.190	54.267	+2.069	23.973	15.323	14.971
10	19:01:24.362	54.172	+1.974	23.050	15.811	15.311

Lap	Time of Day	Lap Tm	Diff	SF Tm	S1 Tm	S2 Tm
(884) Davin Singer						
1	18:53:24.882	57.686	+5.555	26.729	15.671	15.286
2	18:54:19.119	54.237	+2.106	23.780	15.232	15.225
3	18:55:12.005	52.886	+0.755	22.984	14.806	15.096
4	18:56:04.713	52.708	+0.577	22.918	14.740	15.050
5	18:56:57.190</					

INT. ADAC Kartrennen Arena E

X30 SENIOR

Arena E Mülsen 1,315 Km


Qualifying Heat A/B

10.08.2024 18:50

Race (10 Laps) started at 18:52:26

Lap	Time of Day	Lap Tm	Diff	SF Tm	S1 Tm	S2 Tm	Lap	Time of Day	Lap Tm	Diff	SF Tm	S1 Tm	S2 Tm
3	18:55:09.610	52.773	+0.457	22.897	14.889	14.987	5	18:57:04.430	52.928	+0.388	23.067	14.638	15.223
4	18:56:03.152	53.542	+1.226	23.468	15.124	14.950	6	18:57:57.302	52.872	+0.332	23.044	14.710	15.118
5	18:56:55.542	52.390	+0.074	22.641	14.774	14.975	7	18:58:50.106	52.804	+0.264	23.146	14.688	14.970
6	18:57:48.813	53.271	+0.955	23.777	14.590	14.904	8	18:59:42.646	52.540		22.760	14.681	15.099
7	18:58:41.129	52.316		22.611	14.569	15.136	9	19:00:35.648	53.002	+0.462	23.064	14.870	15.068
8	18:59:35.582	54.453	+2.137	23.569	15.530	15.354	10	19:01:28.928	53.280	+0.740	23.056	15.017	15.207
9	19:00:29.614	54.032	+1.716	23.887	15.091	15.054	(834) Moritz Schwing						
10	19:01:24.875	55.261	+2.945	23.431	16.650	15.180	1	18:53:29.466	1:01.401	+8.677	27.839	17.468	16.094
(855) Matti Klasen						2	18:54:25.005	55.539	+2.815	24.079	15.807	15.653	
1	18:53:26.639	58.445	+6.272	26.915	16.445	15.085	3	18:55:19.064	54.059	+1.335	23.647	15.266	15.146
2	18:54:22.825	56.186	+4.013	24.168	16.859	15.159	4	18:56:12.227	53.163	+0.439	23.160	14.935	15.068
3	18:55:15.676	52.851	+0.678	22.987	14.891	14.973	5	18:57:05.461	53.234	+0.510	23.219	14.857	15.158
4	18:56:08.339	52.663	+0.490	23.025	14.772	14.866	6	18:57:58.396	52.935	+0.211	22.982	14.812	15.141
5	18:57:00.810	52.471	+0.298	22.897	14.767	14.807	7	18:58:51.224	52.828	+0.104	22.861	14.873	15.094
6	18:57:53.430	52.620	+0.447	22.938	14.709	14.973	8	18:59:43.948	52.724		22.994	14.703	15.027
7	18:58:45.783	52.353	+0.180	22.759	14.705	14.889	9	19:00:36.757	52.809	+0.085	22.917	14.847	15.045
8	18:59:37.956	52.173		22.656	14.674	14.843	10	19:01:30.166	53.409	+0.685	23.050	15.092	15.267
9	19:00:31.540	53.584	+1.411	23.002	15.060	15.522	(926) Arham Gandhi						
10	19:01:25.105	53.565	+1.392	23.500	15.201	14.864	1	18:53:28.362	1:00.334	+7.666	27.704	17.090	15.540
(888) Louis Schütze						2	18:54:24.578	56.216	+3.548	23.461	17.163	15.592	
1	18:53:27.347	1:00.012	+7.802	27.481	17.260	15.271	3	18:55:18.088	53.510	+0.842	23.142	15.226	15.142
2	18:54:23.754	56.407	+4.197	23.679	17.225	15.503	4	18:56:11.715	53.627	+0.959	23.205	15.299	15.123
3	18:55:16.612	52.858	+0.648	22.975	14.824	15.059	5	18:57:04.913	53.198	+0.530	23.140	14.879	15.179
4	18:56:09.169	52.557	+0.347	22.801	14.745	15.011	6	18:57:58.048	53.135	+0.467	23.134	14.843	15.158
5	18:57:01.733	52.564	+0.354	22.755	14.842	14.967	7	18:58:50.716	52.668		22.911	14.724	15.033
6	18:57:55.327	53.594	+1.384	23.637	14.897	15.060	8	18:59:43.546	52.830	+0.162	22.846	14.833	15.151
7	18:58:47.537	52.210		22.684	14.558	14.968	9	19:00:36.658	53.112	+0.444	23.023	14.896	15.193
8	18:59:39.817	52.280	+0.070	22.646	14.573	15.061	10	19:01:30.320	53.662	+0.994	23.283	15.142	15.237
9	19:00:32.308	52.491	+0.281	22.725	14.774	14.992	(818) Matthy Vandebroek						
10	19:01:27.506	55.198	+2.988	22.986	16.435	15.777	1	18:53:26.339	59.145	+6.868	27.576	16.159	15.410
(924) Leonard Frey						2	18:54:21.702	55.363	+3.086	24.373	15.784	15.206	
1	18:53:27.291	59.154	+6.621	26.917	16.854	15.383	3	18:55:14.781	53.079	+0.802	23.040	14.936	15.103
2	18:54:22.063	54.772	+2.239	23.546	15.871	15.355	4	18:56:08.138	53.357	+1.080	23.512	14.839	15.006
3	18:55:15.614	53.551	+1.018	23.516	14.973	15.062	5	18:57:00.756	52.618	+0.341	22.816	14.883	14.919
4	18:56:08.888	53.274	+0.741	23.450	14.827	14.997	6	18:57:53.752	52.996	+0.719	23.286	14.750	14.960
5	18:57:01.694	52.806	+0.273	22.914	14.820	15.072	7	18:58:46.029	52.277		22.636	14.691	14.850
6	18:57:55.566	53.872	+1.339	23.611	15.162	15.099	8	18:59:38.632	52.603	+0.326	22.987	14.687	14.929
7	18:58:48.099	52.533		22.866	14.686	14.981	9	19:00:31.619	52.987	+0.710	22.857	14.874	15.256
8	18:59:40.732	52.633	+0.100	22.865	14.742	15.026	10	19:01:25.875	54.256	+1.979	23.505	15.628	15.123
9	19:00:33.560	52.828	+0.295	22.942	14.868	15.018	(815) Moritz Wolber						
10	19:01:27.655	54.095	+1.562	23.135	15.329	15.631	1	18:53:29.536	1:02.992	+11.013	30.709	16.815	15.468
(925) Charles Troxler						2	18:54:25.057	55.521	+3.542	24.150	15.742	15.629	
1	18:53:25.815	58.459	+6.161	27.561	15.676	15.222	3	18:55:19.118	54.061	+2.082	23.731	15.312	15.018
2	18:54:19.417	53.602	+1.304	23.508	15.020	15.074	4	18:56:12.252	53.134	+1.155	23.339	14.831	14.964
3	18:55:12.215	52.798	+0.500	22.954	14.803	15.041	5	18:57:04.936	52.684	+0.705	22.949	14.696	15.039
4	18:56:05.006	52.791	+0.493	22.825	14.948	15.018	6	18:57:57.372	52.436	+0.457	22.781	14.757	14.898
5	18:56:58.018	53.012	+0.714	23.129	14.835	15.048	7	18:58:49.666	52.294	+0.315	22.800	14.651	14.843
6	18:57:50.400	52.382	+0.084	22.770	14.707	14.905	8	18:59:41.645	51.979		22.603	14.579	14.797
7	18:58:42.698	52.298		22.732	14.638	14.928	9	19:00:33.772	52.127	+0.148	22.576	14.789	14.762
8	18:59:35.861	53.163	+0.865	22.674	15.140	15.349	10	19:01:27.367	53.595	+1.616	22.610	15.467	15.518
9	19:00:29.797	53.936	+1.638	23.730	15.252	14.954	(891) Luka Koullon						
10	19:01:23.286	53.489	+1.191	23.237	15.148	15.104	1	18:53:27.985	1:00.111	+7.795	27.764	16.997	15.350
(820) Felix Maurer						2	18:54:22.137	54.152	+1.836	23.257	15.662	15.233	
1	18:53:26.366	57.775	+5.773	26.257	16.301	15.217	3	18:55:15.022	52.885	+0.569	23.012	14.859	15.014
2	18:54:19.783	53.417	+1.415	23.337	15.068	15.012	4	18:56:07.930	52.908	+0.592	23.006	14.816	15.086
3	18:55:12.620	52.837	+0.835	23.016	14.829	14.992	5	18:57:00.608	52.678	+0.362	22.864	14.782	15.032
4	18:56:05.107	52.487	+0.485	22.807	14.815	14.865	6	18:57:53.035	52.427	+0.111	22.790	14.572	15.065
5	18:56:57.833	52.726	+0.724	22.834	14.870	15.022	7	18:58:45.414	52.379	+0.063	22.696	14.650	15.033
6	18:57:50.061	52.228	+0.226	22.738	14.598	14.892	8	18:59:37.730	52.316		22.666	14.665	14.985
7	18:58:42.063	52.002		22.600	14.558	14.844	9	19:00:31.793	54.063	+1.747	22.844	15.221	15.998
8	18:59:35.704	53.641	+1.639	22.966	15.283	15.392	10	19:01:27.764	55.971	+3.655	23.394	16.463	16.114
9	19:00:29.978	54.274	+2.272	23.999	15.387	14.888	(833) Jannik Remmert						
10	19:01:23.634	53.656	+1.654	23.133	15.491	15.032	1	18:53:37.745	1:11.016	+18.597	39.356	16.092	15.568
(843) Luis Simon						2	18:54:31.403	53.658	+1.239	23.215	15.129	15.314	
1	18:53:28.619	59.958	+7.418	27.129	17.143	15.686	3	18:55:24.539	53.136	+0.717	22.990	14.908	15.238
2	18:54:23.818	55.199	+2.659	23.283	16.255	15.661	4	18:56:17.434	52.895	+0.476	22.912	14.802	15.181
3	18:55:18.058	54.240	+1.700	23.378	15.582	15.280	5	18:57:10.081	52.647	+0.228	22.804	14.707	15.136
4	18:56:11.502	53.444	+0.904	23.300	14.928	15.216	6	18:58:02.681	52.600	+0.181	22.802	14.749	15.049

Orbits



INT. ADAC Kartrennen Arena E

X30 SENIOR

Arena E Mülsen 1,315 Km

Qualifying Heat A/B

10.08.2024 18:50

Race (10 Laps) started at 18:52:26

Lap	Time of Day	Lap Tm	Diff	SF Tm	S1 Tm	S2 Tm	Lap	Time of Day	Lap Tm	Diff	SF Tm	S1 Tm	S2 Tm
7	18:58:55.100	52.419		22.720	14.662	15.037							
8	18:59:47.605	52.505	+0.086	22.823	14.618	15.064							
9	19:00:40.606	53.001	+0.582	22.730	14.884	15.387							
10	19:01:34.584	53.978	+1.559	23.365	15.319	15.294							
(882) Colin Hahn													
1	18:53:31.847	1:02.289	+9.156	30.594	16.122	15.573							
2	18:54:26.215	54.368	+1.235	23.633	15.423	15.312							
3	18:55:20.039	53.824	+0.691	23.372	15.304	15.148							
4	18:56:13.324	53.285	+0.152	23.253	14.932	15.100							
5	18:57:07.049	53.725	+0.592	23.537	15.023	15.165							
6	18:58:00.821	53.772	+0.639	23.444	15.104	15.224							
7	18:58:53.954	53.133		23.091	14.856	15.186							
8	18:59:47.149	53.195	+0.062	23.119	14.870	15.206							
9	19:00:40.578	53.429	+0.296	23.023	14.929	15.477							
10	19:01:34.618	54.040	+0.907	23.474	15.389	15.177							
(980) Benno Drelok													
1	18:53:29.239	59.824	+6.766	26.941	16.877	16.006							
2	18:54:24.947	55.708	+2.650	23.976	16.041	15.691							
3	18:55:19.043	54.096	+1.038	23.412	15.431	15.253							
4	18:56:12.971	53.928	+0.870	23.647	15.019	15.262							
5	18:57:06.029	53.058		23.002	14.864	15.192							
6	18:58:00.041	54.012	+0.954	23.117	15.485	15.410							
7	18:58:53.706	53.665	+0.607	23.320	14.941	15.404							
8	18:59:47.166	53.460	+0.402	23.195	14.849	15.416							
9	19:00:41.170	54.004	+0.946	23.679	14.911	15.414							
10	19:01:35.062	53.892	+0.834	23.395	15.067	15.430							
(872) Tobias Burgstahler													
1	18:53:29.232	1:00.252	+6.756	26.822	17.359	16.071							
2	18:54:24.845	55.613	+2.117	23.799	16.101	15.713							
3	18:55:19.677	54.892	+1.336	24.239	15.371	15.222							
4	18:56:13.173	53.496		23.335	15.032	15.129							
5	18:57:06.948	53.775	+0.279	23.586	14.993	15.196							
6	18:58:00.709	53.761	+0.265	23.442	15.058	15.261							
7	18:58:56.987	56.278	+2.782	25.655	15.435	15.188							
8	18:59:50.638	53.651	+0.155	23.312	15.074	15.265							
9	19:00:44.238	53.600	+0.104	23.247	15.151	15.202							
10	19:01:38.009	53.771	+0.275	23.297	15.218	15.256							
(876) Cemil Bayyati													
1	18:53:43.795	1:15.961	+23.417	43.681	16.672	15.608							
2	18:54:37.746	53.951	+1.407	23.455	15.114	15.382							
3	18:55:31.320	53.574	+1.030	23.233	14.987	15.354							
4	18:56:24.282	52.962	+0.418	22.976	14.778	15.208							
5	18:57:17.036	52.754	+0.210	22.914	14.706	15.134							
6	18:58:09.662	52.626	+0.082	22.815	14.750	15.061							
7	18:59:02.372	52.710	+0.166	22.918	14.704	15.088							
8	18:59:54.916	52.544		22.733	14.626	15.185							
9	19:00:47.467	52.551	+0.007	22.755	14.685	15.111							
10	19:01:40.509	53.042	+0.498	22.818	14.960	15.264							
(807) Marlon Vatter													
1	18:53:49.476	1:22.336	+29.656	50.307	16.349	15.680							
2	18:54:43.809	54.333	+1.653	23.527	15.416	15.390							
3	18:55:37.182	53.373	+0.693	23.184	14.933	15.256							
4	18:56:30.313	53.131	+0.451	23.107	14.823	15.201							
5	18:57:23.090	52.777	+0.097	22.951	14.659	15.167							
6	18:58:15.800	52.710	+0.030	22.779	14.761	15.170							
7	18:59:08.480	52.680		22.862	14.712	15.106							
8	19:00:01.315	52.835	+0.155	22.877	14.745	15.213							
9	19:00:54.332	53.017	+0.337	22.966	14.735	15.316							
10	19:01:47.643	53.311	+0.631	23.033	14.983	15.295							
(817) Maximilian Engelstädter													
1	18:53:30.551	1:01.959	+8.492	28.279	17.788	15.892							
2	18:54:25.236	54.685	+1.218	23.649	15.471	15.565							
3	18:55:19.956	54.720	+1.253	24.126	15.326	15.268							
4	18:56:13.836	53.880	+0.413	23.491	15.159	15.230							
5	18:57:07.303	53.457		23.209	15.102	15.156							
6	18:58:00.903	53.600	+0.133	23.306	15.214	15.080							


INT. ADAC Kartrennen Arena E
Lapchart

X30 SENIOR

Arena E Mülsen 1,315 Km

Qualifying Heat A/B

10.08.2024 18:50

Race (10 Laps) started at 18:52:26

Competitors	Laps											
		0	1	2	3	4	5	6	7	8	9	10
Max Hezel (830)	1	830	830	895	895	895	895	895	895	895	895	895
Phil Colin Strenge (895)	2	895	895	830	830	810	810	810	810	810	830	830
Jason Bralic (823)	3	823	823	823	810	830	830	823	823	823	823	810
Leonard Hocker (890)	4	890	810	810	823	823	823	830	830	830	810	823
Torben Gröndahl (887)	5	887	890	887	887	887	887	887	885	812	812	812
Daniel Guincharde (810)	6	810	887	812	885	885	885	885	812	885	885	809
Carl Luthardt (885)	7	885	812	885	812	812	812	812	890	809	809	885
Rocco Curcio (812)	8	812	885	920	920	890	890	890	887	890	890	890
Moritz Wolber (815)	9	815	920	890	890	920	920	809	809	920	887	887
Donar Munding (920)	10	920	809	809	809	809	809	920	920	887	920	925
Jannik Remmert (833)	11	833	884	884	884	884	884	884	884	820	925	820
Elias Schorneck (816)	12	816	811	925	925	925	820	820	820	884	820	811
Luis Esser (809)	13	809	925	820	820	820	925	925	925	925	811	884
Marlon Vatter (807)	14	807	818	811	811	811	811	811	811	811	884	854
Matthy Vandebroek (818)	15	818	820	818	818	891	891	891	891	891	854	920
Davin Singer (884)	16	884	855	924	891	818	818	855	855	855	855	855
Karl Schmiederer (811)	17	811	924	891	924	855	855	818	818	854	818	818
Louis Schütze (888)	18	888	888	855	855	924	924	854	854	818	891	815
Charles Troxler (925)	19	925	891	888	888	888	888	888	888	888	888	888
Cemil Bayyati (876)	20	876	926	843	854	854	854	924	924	924	924	924
Luka Koullen (891)	21	891	843	854	843	843	843	843	815	815	815	891
Arham Gandhi (926)	22	926	872	926	926	926	926	815	843	843	843	843
Moritz Schwing (834)	23	834	980	872	980	834	815	926	926	926	926	834
Leonard Frey (924)	24	924	854	980	834	815	834	834	834	834	834	926
Matti Klasen (855)	25	855	834	834	815	980	980	980	980	882	882	833
Felix Maurer (820)	26	820	815	815	872	872	872	872	882	980	833	882
Maximilian Engelstädter (817)	27	817	817	817	817	882	882	882	833	833	980	980
Luis Simon (843)	28	843	882	882	882	817	817	817	872	872	872	872
Daniel Brozovic (854)	29	854	833	833	833	833	833	833	876	876	876	876
Tobias Burgstahler (872)	30	872	876	876	876	876	876	876	807	807	807	807
Benno Drelok (980)	31	980	807	807	807	807	807	807				
Colin Hahn (882)	32	882										



DKM Round 5

X30 Senioren

MülSEN II

Ranking after Heats

Pos. No.	Firstname	Lastname	Nat.		Nat			Total points			B	AC	A
			Dri	Entrant	Ent	Make	Sponsor	QP	PTS	Diff.			
1	895	Phil Colin	DEU	Ebert Motorsport	DEU	LN/IAME/Komet	ADAC Württemberg e.V.	2	100	50	--	50	
2	810	Daniel	GBR	SFR Motorsport	GBR	KR/IAME/Komet		8	85	15	41	--	44
3	885	Carl	DEU	Falcon Racing Team	NLD	Falcon/IAME/Komet		10	82	18	--	44	38
4	823	Jason	NLD	SIM-ON	DEU	Kosmic/IAME/Komet		4	80	20	--	50	30
5	887	Torben	DEU	CV Performance Group	DEU	KR/IAME/Komet	MSC Groß Dölln e.V. im ADAC	7	75	25	--	41	34
6	809	Luis	DEU	RMW Motorsport	DEU	OTK/IAME/Komet		19	75	25	--	34	41
7	822	Elia	DEU	SIM-ON	DEU	Kosmic/IAME/Komet	DSK e.V. Ja zum Motorsport	3	71	29	44	27	--
8	830	Max	DEU	CV Performance Group	DEU	KR/IAME/Komet	ADAC Hessen-Thüringen e.V.	1	68	32	--	36	32
9	829	Lutz	DEU	KSL Racing Team	DEU	Alonso/IAME/Komet		9	66	34	38	28	--
10	927	Colin	DEU	Team NKS	DEU	DR/IAME/		6	64	36	26	38	--
11	812	Rocco	DEU	AT-Motorsport	DEU	Exprit/IAME/Komet	ADAC Württemberg e.V.	11	64	36	36	--	28
12	821	Manuel	DEU	RS-Motorsport	DEU	CRG/IAME/Komet		12	64	36	32	32	--
13	877	Niklas	DEU	SIM-ON	DEU	Kosmic/IAME/Komet	MSC-Langenfeld e.V. im ADAC	15	60	40	30	30	--
14	890	Leonard	DEU	RS-Motorsport	DEU	CRG/IAME/Komet		5	59	41	23	--	36
15	920	Donar	LIE	Stern Motorsport	DEU	KR/IAME/Komet		14	58	42	34	--	24
16	811	Karl	DEU	RS-Motorsport	DEU	CRG/IAME/Komet		25	52	48	--	25	27
17	905	Maxim	NLD	Falcon Racing Team	NLD	Falcon/IAME/Komet		33	52	48	28	24	--
18	854	Daniel	DEU	Valier Motorsport	DEU	Energy/IAME/Komet		47	52	48	27	--	25
19	904	Tobias	DEU	Sonja Feeser	DEU	LN/IAME/Komet		18	45	55	19	26	--
20	855	Matti	DEU	RMW Motorsport	DEU	Tony Kart/IAME/Komet	DSK e.V. Ja zum Motorsport	38	45	55	22	--	23
21	884	Davin	DEU	CV Performance Group	DEU	KR/IAME/Komet	ADAC Südbaden e.V.	22	42	58	--	16	26
22	820	Felix	DEU	DUTT MOTORSPORT by FENSTER.com	LUX	Tony Kart/IAME/Komet		40	42	58	--	23	19
23	818	Matthy	DEU	VDB Kart Racing	DEU	Tony Kart/IAME/Komet		23	40	60	25	--	15
24	836	Max	DEU	KSL Racing Team	DEU	Alonso/IAME/Komet		24	36	64	21	15	--
25	815	Moritz	DEU	NEES RACING	DEU	Maranello/IAME/Komet	ADAC Südbaden e.V.	13	35	65	--	21	14
26	924	Leonard	DEU	Team Hemkemeyer	DEU	OTK /IAME /Komet		35	35	65	14	--	21
27	899	Luke	DEU	AT Motorsport	DEU	OTK/IAME/Komet		39	34	66	15	19	--
28	844	Kevin	DEU	TB Racing Team	DEU	KR/IAME/Komet	MSC-Langenfeld e.V. im ADAC	42	34	66	16	18	--
29	898	Hawk Baylaan	GBR	AT Motorsport	DEU	Exprit/IAME/Komet		36	33	67	20	13	--
30	833	Jannik	DEU	VDB Kart Racing	DEU	Tony Kart/IAME/Komet		16	32	68	--	20	12
31	807	Marlon	DEU	AT Motorsport	DEU	Exprit/IAME/Komet		20	31	69	24	--	7
32	888	Louis	DEU	Ebert Motorsport	DEU	OTK/IAME/Komet		28	31	69	--	9	22
33	891	Luka	NLD	PCH Racing	DEU	KR/IAME/Komet		32	31	69	18	--	13
34	881	Jacob	DEU	DUTT MOTORSPORT by FENSTER.COM	LUX	Tony Kart/IAME/Komet	ADAC Hessen-Thüringen e.V.	45	31	69	17	14	--
35	925	Charles	CHE	SIM-ON	DEU	Kosmic/IAME/Komet		26	29	71	9	--	20
36	806	Moritz	DEU	DUTT MOTORSP. by FENSTER.COM	LUX	Tony Kart/IAME/Komet	ADAC Pfalz e.V.	27	29	71	7	22	--
37	834	Moritz	DEU	Team NKS	DEU	DR/IAME/Komet		34	29	71	--	12	17
38	926	Arham	DEU	Team Hemkemeyer	DEU	Maranello /IAME/		31	27	73	--	11	16
39	825	Julian	DEU	Dörr Motorsport	DEU	KR/IAME/Komet		21	25	75	8	17	--
40	843	Luis	DEU	PCH Racing	DEU	LN/IAME/Komet		43	24	76	--	6	18
41	882	Colin	DEU	Team Hemkemeyer	DEU	Sodi/IAME/Komet		44	24	76	13	--	11
42	808	Eric	DEU	Kartshop Ampfing	DEU	Drago Corse/IAME/Komet		30	20	80	10	10	--
43	980	Benno	DEU	Rocco Drelok	DEU	Tony Kart/IAME/Komet		37	18	82	--	8	10
44	817	Maximilian	DEU	Dörr Motorsport	DEU	KR/IAME/Komet		41	18	82	12	--	6
45	816	Elias	DEU	VDB Kart Racing	DEU	Tony Kart/IAME/Komet		17	16	84	11	--	5

Announcements: These results are provisional until the conclusion of any judicial and technical matters

Race Director Horst Seidel:



Timekeeping M. Riehmers:



Printed: 10.08.2024 20:00

Posted at: h





DKM Round 5

X30 Senioren

Mülsen II

Ranking after Heats

Pos. No.	Firstname	Lastname	Nat.		Nat.		Sponsor	Total points			B-C	A-C	A-B
			Dri	Entrant	Ent	Make		QP	PTS	Diff.			
46	872	Tobias	Burgstahler	DEU Stern Motorsport	DEU	KR/IAME/Komet	ADAC Württemberg e.V.	46	16	84	--	7	9
47	876	Cemil	Bayyati	DEU Dörr Motorsport	DEU	KR/IAME/Komet		29	9	91	1	--	8

Announcements: These results are provisional until the conclusion of any judicial and technical matters

Race Director Horst Seidel:

Timekeeping M. Riehmers:

Printed: 10.08.2024 20:00

Posted at: h





DKM Round 5

Class: X30 Senioren

Date/Time: 11.08.2024 11:01

Track:

Heat:

Laps:

Mülsen II

Super Heat A

12 lap

Edition 1

	35		18		36
	33		17		34
	31		16		32
	29		15		30
	27		14		28
	25		13		26
Elias Schorneck	816	Kart/IAME/Komet	12	Cemil Bayyati	876 KR/IAME/Komet
	23				24
Colin Hahn	882	Sodi/IAME/Komet	11	Benno Drelok	980 Kart/IAME/Komet
	21				22
Moritz Schwing	834	DR/IAME/Komet	10	Julian Bub	825 KR/IAME/Komet
	19				20
Luka Koullen	891	KR/IAME/Komet	9	Charles Troxler	925 Kosmic/IAME/Komet
	17				18
Hawk Baylaan White	898	Expri/IAME/Komet	8	Marlon Vatter	807 Expri/IAME/Komet
	15				16
Moritz Wolber	815	Maranello/IAME/Komet	7	Luke Neubauer	899 OTK/IAME/Komet
	13				14
Davin Singer	884	KR/IAME/Komet	6	Matthy Vandebroek	818 Kart/IAME/Komet
	11				12
Maxim Haroutounian	905	Falcon/Iame/Komet	5	Tobias Feeser	904 LN/IAME/Komet
	9				10
Niklas Hirsch	877	Kosmic/IAME/Komet	4	Donar Munding	920 KR/IAME/Komet
	7				8
Lutz Ohsenbrink	829	Alonso/IAME/Komet	3	Rocco Curcio	812 Expri/IAME/Komet
	5				6
Torben Gründahl	887	KR/IAME/Komet	2	Elia Weiss	822 Kosmic/IAME/Komet
	3				4
Phil Colin Streng	895	LN/IAME/Komet	1	Carl Luthardt	885 Falcon/IAME/Komet
	1				2

Pole Position

printed 10.08.2024 20:00





DKM Round 5

Class: X30 Senioren

Date/Time: 11.08.2024 11:26

Track:

Heat:

Laps:

Mülsen II

Super Heat B

12 lap

Edition 1

	35	18		36
	33	17		34
	31	16		32
	29	15		30
	27	14		28
	25	13		26
Tobias Burgstahler	872	12		24
	23			
Eric Wess	808	11	Maximilian Engelstädter	817
	21			22
Arham Gandhi	926	10	Luis Simon	843
	19			20
Jacob Trost	881	9	Moritz Fischer	806
	17			18
Jannik Remmert	833	8	Louis Schütze	888
	15			16
Leonard Frey	924	7	Kevin Wagner	844
	13			14
Felix Maurer	820	6	Max Ohsenbrink	836
	11			12
Daniel Brozovic	854	5	Matti Klasen	855
	9			10
Leonard Hocker	890	4	Karl Schmiederer	811
	7			8
Colin Sandner	927	3	Manuel Wagner	821
	5			6
Luis Esser	809	2	Max Hezel	830
	3			4
Daniel Guinhard	810	1	Jason Bralic	823
	1			2

Pole Position

printed 10.08.2024 20:00





X30 SENIOR

Warm Up Super Heat A

Track length: 1.315 Km
Session Started: 8:32:58
Best Lap by: 884 - Davin Singer - 51.620

Rank	#	Driver	Nat	Sponsor Entrant	Nat	License E-License	Make	laps	Best Lap	Diff	In Lap	Penalty
1	884	Davin Singer	DEU	ADAC Südbaden e.V. CV Performance Group	DEU	ITE 23384 BIF38321	KR/IAME/Komet	6	51.620		5	
2	895	Phil Colin Streng	DEU	ADAC Württemberg e.V. Ebert Motorsport	DEU	ITE42785 EL38528	LN/IAME/Komet	6	51.657	0.037	4	
3	822	Elia Weiss	DEU	DSK e.V. Ja zum Motorsport SIM-ON	DEU	ITE38504 KBF39246	Kosmic/IAME/Komet	6	51.708	0.088	6	
4	829	Lutz Ohsenbrink	DEU	KSL Racing Team	DEU	ITE40759 KBF1304585	Alonso/IAME/Komet	6	51.828	0.208	5	
5	887	Torben Gröndahl	DEU	MSC Groß Dolln e.V. im ADAC CV Performance Group	DEU	ITC-C14120 BIF38321	KR/IAME/Komet	6	51.939	0.319	5	
6	885	Carl Luthardt	DEU	Falcon Racing Team	NLD	ITE 37029 IBL11345	Falcon/IAME/Komet	6	51.967	0.347	6	
7	815	Moritz Wolber	DEU	ADAC Südbaden e.V. NEES RACING	DEU	NKA16641 BIF17863	Maranello/IAME/Komet	6	51.971	0.351	6	
8	876	Cemil Bayyati	DEU	Dörr Motorsport	DEU	ITG15366 BIF38420	KR/IAME/Komet	6	51.982	0.362	5	
9	825	Julian Bub	DEU	Dörr Motorsport	DEU	ITF45440 BIC38420	KR/IAME/Komet	6	52.001	0.381	6	
10	812	Rocco Curcio	DEU	ADAC Württemberg e.V. AT-Motorsport	DEU	ITE29607 KBF38996	Exprit/IAME/Komet	6	52.017	0.397	4	
11	898	Hawk Baylaan White	GBR	AT Motorsport	DEU	ITE40903 BIC38996	Exprit/IAME/Komet	6	52.067	0.447	6	
12	877	Niklas Hirsch	DEU	MSC-Langenfeld e.V. im ADAC SIM-ON	DEU	ITF39320 KBF39246	Kosmic/IAME/Komet	6	52.105	0.485	6	
13	904	Tobias Feeser	DEU	Sonja Feeser	DEU	ITE13863 BEK1198789	LN/IAME/Komet	6	52.113	0.493	5	
14	920	Donar Munding	LIE	Stern Motorsport	DEU	ITC-C1449 BIC38195	KR/IAME/Komet	6	52.221	0.601	5	
15	925	Charles Troxler	CHE	SIM-ON	DEU	ITF1054 KBF39246	Kosmic/IAME/Komet	6	52.262	0.642	6	
16	807	Marlon Vatter	DEU	AT Motorsport	DEU	ITF38543 KBF38543	Exprit/IAME/Komet	6	52.281	0.661	6	
17	816	Elias Schorneck	DEU	VDB Kart Racing	DEU	ITE40538 KBF10478	Tony Kart/IAME/Komet	6	52.285	0.665	6	
18	818	Matthij Vandebroek	DEU	VDB Kart Racing	DEU	ITE 11491 KBF10478	Tony Kart/IAME/Komet	6	52.286	0.666	6	
19	891	Luka Koullen	NLD	PCH Racing	DEU	NKA50483 BIF39956	KR/IAME/Komet	3	52.335	0.715	3	
20	834	Moritz Schwing	DEU	Team NKS	DEU	ITE 12057 KBF29153	DR/IAME/Komet	6	52.445	0.825	5	
21	980	Benno Drelok	DEU	Rocco Drelok	DEU	NKA10580 BEK1204567	Tony Kart/IAME/Komet	6	52.815	1.195	4	
22	882	Colin Hahn	DEU	Team Hemkemeyer	DEU	NKA25476 KBF42853	Sodi/IAME/Komet	6	52.831	1.211	5	
23	899	Luke Neubauer	DEU	AT Motorsport	DEU	ITE45043 KBF38996	OTK/IAME/Komet	6	52.877	1.257	5	
24	905	Maxim Haroutounian	NLD	Falcon Racing Team	NLD	ITE49031 IBL11345	Falcon/IAME/Komet	5	53.427	1.807	5	

Timekeeper
M.Riehmers

Race Director
H.Seidel



INT. ADAC Kartrennen Arena E

X30 SENIOR

Arena E Mülsen 1,315 Km

Warm Up Super Heat A

11.08.2024 08:33

Practice (6:00 Time) started at 8:32:58

Lap	Time of Day	Lap Tm	Diff	SF Tm	S1 Tm	S2 Tm
(884) Davin Singer						
1	8:35:04.129	53.722	+2.102	23.513	15.123	15.086
2	8:35:56.751	52.622	+1.002	22.889	14.728	15.005
3	8:36:49.009	52.268	+0.638	22.721	14.673	14.864
4	8:37:41.050	52.041	+0.421	22.749	14.513	14.779
5	8:38:32.670	51.620		22.475	14.377	14.768
6	8:39:25.628	52.958	+1.338	23.335	14.839	14.784

Lap	Time of Day	Lap Tm	Diff	SF Tm	S1 Tm	S2 Tm
(895) Phil Colin Strenge						
1	8:35:19.224	53.849	+2.192	23.613	15.214	15.022
2	8:36:11.613	52.389	+0.732	22.872	14.659	14.858
3	8:37:03.831	52.218	+0.561	22.927	14.546	14.745
4	8:37:55.488	51.657		22.536	14.465	14.656
5	8:38:48.797	53.309	+1.652	23.045	15.536	14.728
6	8:39:40.738	51.941	+0.284	22.490	14.507	14.944

Lap	Time of Day	Lap Tm	Diff	SF Tm	S1 Tm	S2 Tm
(822) Elia Weiss						
1	8:34:58.614	53.711	+2.003	23.525	15.047	15.139
2	8:35:51.150	52.536	+0.828	22.955	14.602	14.979
3	8:36:43.296	52.146	+0.438	22.704	14.521	14.921
4	8:37:35.179	51.883	+0.175	22.581	14.447	14.855
5	8:38:27.010	51.831	+0.123	22.447	14.483	14.901
6	8:39:18.718	51.708		22.555	14.354	14.799

Lap	Time of Day	Lap Tm	Diff	SF Tm	S1 Tm	S2 Tm
(829) Lutz Ohsenbrink						
1	8:35:02.432	54.368	+2.540	23.770	15.412	15.186
2	8:35:55.309	52.877	+1.049	23.086	14.846	14.945
3	8:36:48.196	52.887	+1.059	22.919	15.091	14.877
4	8:37:40.336	52.140	+0.312	22.612	14.675	14.853
5	8:38:32.164	51.828		22.510	14.544	14.774
6	8:39:24.860	52.696	+0.868	23.268	14.565	14.863

Lap	Time of Day	Lap Tm	Diff	SF Tm	S1 Tm	S2 Tm
(887) Torben Gründahl						
1	8:35:16.006	53.760	+1.821	23.565	15.106	15.089
2	8:36:12.817	56.811	+4.872	25.559	16.294	14.958
3	8:37:05.784	52.967	+1.028	23.501	14.595	14.871
4	8:37:57.822	52.038	+0.099	22.692	14.483	14.863
5	8:38:49.761	51.939		22.631	14.530	14.778
6	8:39:41.702	51.941	+0.002	22.700	14.462	14.789

Lap	Time of Day	Lap Tm	Diff	SF Tm	S1 Tm	S2 Tm
(885) Carl Luthardt						
1	8:35:00.232	54.199	+2.232	23.699	15.288	15.212
2	8:35:53.553	53.321	+1.354	23.027	14.832	15.462
3	8:36:46.494	52.941	+0.974	23.093	14.848	15.000
4	8:37:38.929	52.435	+0.468	22.893	14.542	15.000
5	8:38:31.449	52.520	+0.553	23.016	14.643	14.861
6	8:39:23.416	51.967		22.762	14.500	14.715

Lap	Time of Day	Lap Tm	Diff	SF Tm	S1 Tm	S2 Tm
(815) Moritz Wolber						
1	8:35:08.818	54.331	+2.360	23.802	15.419	15.110
2	8:36:01.810	52.992	+1.021	23.148	14.923	14.921
3	8:36:54.528	52.718	+0.747	22.854	14.698	15.166
4	8:37:47.248	52.720	+0.749	23.038	14.790	14.892
5	8:38:39.651	52.403	+0.432	22.780	14.716	14.907
6	8:39:31.622	51.971		22.610	14.604	14.767

Lap	Time of Day	Lap Tm	Diff	SF Tm	S1 Tm	S2 Tm
(876) Cemil Bayyati						
1	8:35:13.877	54.511	+2.529	24.148	15.302	15.061
2	8:36:06.657	52.780	+0.798	23.112	14.722	14.946
3	8:37:00.810	54.163	+2.171	22.677	15.862	15.614
4	8:37:53.337	52.527	+0.545	22.991	14.618	14.918
5	8:38:45.319	51.982		22.636	14.506	14.840
6	8:39:38.156	52.837	+0.855	23.211	14.709	14.917

Lap	Time of Day	Lap Tm	Diff	SF Tm	S1 Tm	S2 Tm
(825) Julian Bub						
1	8:35:07.706	53.796	+1.795	23.570	15.270	14.956
2	8:36:00.841	53.135	+1.134	23.482	14.676	14.977
3	8:36:53.345	52.504	+0.503	22.927	14.582	14.995
4	8:37:45.560	52.215	+0.214	22.770	14.579	14.866
5	8:38:37.623	52.063	+0.062	22.593	14.562	14.908
6	8:39:29.624	52.001		22.619	14.506	14.876

Lap	Time of Day	Lap Tm	Diff	SF Tm	S1 Tm	S2 Tm
(812) Rocco Curcio						

Lap	Time of Day	Lap Tm	Diff	SF Tm	S1 Tm	S2 Tm
1	8:35:02.771	53.916	+1.899	23.500	15.113	15.303
2	8:35:55.458	52.687	+0.670	23.110	14.696	14.881
3	8:36:47.793	52.335	+0.318	22.868	14.551	14.916
4	8:37:39.810	52.017		22.685	14.511	14.821
5	8:38:32.012	52.202	+0.185	22.597	14.609	14.996
6	8:39:26.560	54.548	+2.531	23.843	15.780	14.925

Lap	Time of Day	Lap Tm	Diff	SF Tm	S1 Tm	S2 Tm
(898) Hawk Baylaan White						
1	8:35:11.387	54.741	+2.674	23.952	15.507	15.282
2	8:36:04.485	53.098	+1.031	23.146	14.898	15.054
3	8:36:58.867	54.382	+2.315	24.224	15.052	15.106
4	8:37:51.207	52.340	+0.273	22.910	14.580	14.850
5	8:38:44.115	52.908	+0.841	22.866	14.775	15.267
6	8:39:36.182	52.067		22.739	14.467	14.861

Lap	Time of Day	Lap Tm	Diff	SF Tm	S1 Tm	S2 Tm
(877) Niklas Hirsch						
1	8:35:00.981	55.047	+2.942	24.357	15.438	15.252
2	8:35:54.051	53.070	+0.965	23.216	14.855	14.999
3	8:36:46.586	52.535	+0.430	22.932	14.701	14.902
4	8:37:39.110	52.524	+0.419	22.962	14.674	14.888
5	8:38:31.254	52.144	+0.039	22.666	14.486	14.992
6	8:39:23.359	52.105		22.671	14.473	14.961

Lap	Time of Day	Lap Tm	Diff	SF Tm	S1 Tm	S2 Tm
(904) Tobias Feeser						
1	8:35:14.086	54.053	+1.940	23.625	15.335	15.093
2	8:36:06.941	52.855	+0.742	23.108	14.869	14.878
3	8:37:00.084	53.143	+1.030	22.768	15.071	15.304
4	8:37:54.098	54.014	+1.901	24.506	14.677	14.831
5	8:38:46.211	52.113		22.843	14.440	14.830
6	8:39:38.344	52.133	+0.020	22.578	14.745	14.810

Lap	Time of Day	Lap Tm	Diff	SF Tm	S1 Tm	S2 Tm
(920) Donar Munding						
1	8:35:02.202	54.510	+2.289	23.923	15.417	15.170
2	8:35:55.106	52.904	+0.683	23.070	14.847	14.987
3	8:36:47.557	52.451	+0.230	22.857	14.649	14.945
4	8:37:40.169	52.612	+0.391	22.809	14.926	14.877
5	8:38:32.390	52.221		22.572	14.835	14.814
6	8:39:26.794	54.404	+2.183	23.875	15.739	14.790

Lap	Time of Day	Lap Tm	Diff	SF Tm	S1 Tm	S2 Tm
(925) Charles Troxler						
1	8:35:09.293	54.951	+2.689	23.853	15.856	15.242
2	8:36:02.507	53.214	+0.952	23.192	14.980	15.042
3	8:36:55.049	52.542	+0.280	22.825	14.819	14.898
4	8:37:48.098	53.049	+0.787	23.028	15.053	14.968
5	8:38:40.434	52.336	+0.074	22.772	14.557	15.007
6	8:39:32.696	52.262		22.800	14.573	14.889

Lap	Time of Day	Lap Tm	Diff	SF Tm	S1 Tm	S2 Tm
(807) Marlon Vatter						
1	8:35:00.454	54.306	+2.025	23.852	15.281	15.173
2	8:35:53.496	53.042	+0.761	23.137	14.898	15.007
3	8:36:46.473	52.977	+0.696	22.996	14.829	15.152
4	8:37:39.491	53.018	+0.737	23.348	14.780	14.890
5	8:38:32.071	52.580	+0.299	22.653	14.770	15.157
6	8:39:24.352	52.281		22.738	14.611	14.932

Lap	Time of Day	Lap Tm	Diff	SF Tm	S1 Tm	S2 Tm
-----	-------------	--------	------	-------	-------	-------



INT. ADAC Kartrennen Arena E

X30 SENIOR

Arena E Mülsen 1,315 Km

Warm Up Super Heat A

11.08.2024 08:33

Practice (6:00 Time) started at 8:32:58

Lap	Time of Day	Lap Tm	Diff	SF Tm	S1 Tm	S2 Tm	Lap	Time of Day	Lap Tm	Diff	SF Tm	S1 Tm	S2 Tm
3	8:39:50.144	52.335		22.743	14.682	14.910							
(834) Moritz Schwing													
1	8:35:07.466	54.583	+2.138	24.016	15.320	15.247							
2	8:36:01.788	54.322	+1.877	23.979	15.155	15.188							
3	8:36:54.838	53.050	+0.605	23.301	14.697	15.052							
4	8:37:47.684	52.846	+0.401	23.050	14.757	15.039							
5	8:38:40.129	52.445		22.838	14.729	14.878							
6	8:39:33.111	52.982	+0.537	23.308	14.694	14.980							
(980) Benno Drelok													
1	8:35:05.767	54.451	+1.636	23.830	15.284	15.337							
2	8:35:59.245	53.478	+0.663	23.219	15.045	15.214							
3	8:36:52.222	52.977	+0.162	23.062	14.763	15.152							
4	8:37:45.037	52.815		22.923	14.747	15.145							
5	8:38:38.170	53.133	+0.318	23.078	14.914	15.141							
6	8:39:30.995	52.825	+0.010	22.962	14.680	15.183							
(882) Colin Hahn													
1	8:35:22.142	55.035	+2.204	24.306	15.456	15.273							
2	8:36:15.926	53.784	+0.953	23.424	15.067	15.293							
3	8:37:09.854	53.928	+1.097	23.124	15.559	15.245							
4	8:38:04.064	54.210	+1.379	24.150	14.996	15.064							
5	8:38:56.895	52.831		23.026	14.723	15.082							
6	8:39:49.807	52.912	+0.081	23.052	14.698	15.162							
(899) Luke Neubauer													
1	8:35:07.244	54.780	+1.903	23.970	15.429	15.381							
2	8:36:00.764	53.520	+0.643	23.406	14.920	15.194							
3	8:36:54.286	53.522	+0.645	23.366	15.037	15.119							
4	8:37:47.196	52.910	+0.033	23.113	14.767	15.030							
5	8:38:40.073	52.877		23.141	14.763	14.973							
6	8:39:33.495	53.422	+0.545	23.700	14.729	14.993							
(905) Maxim Haroutounian													
1	8:35:10.037	54.642	+1.215	24.208	15.275	15.159							
2	8:36:04.082	54.045	+0.618	23.914	15.010	15.121							
3	8:36:59.462	55.380	+1.953	24.764	15.536	15.080							
4	8:37:53.453	53.991	+0.564	23.939	14.894	15.158							
5	8:38:46.880	53.427		23.735	14.590	15.102							





X30 SENIOR

Warm Up Super Heat B

Track length: 1.315 Km


Session Started: 8:43:57

Best Lap by: 890 - Leonard Hocker - 51.302

Rank	#	Driver	Nat	Sponsor Entrant	Nat	License E-License	Make	laps	Best Lap	Diff	In Lap	Penalty
1	890	Leonard Hocker	DEU	RS-Motorsport	DEU	NKA22440 KBF40372	CRG/IAME/Komet	6	51.302		6	
2	820	Felix Maurer	DEU	DUTT MOTORSPORT by FENSTER.com	LUX	NKA41244 IBLK867	Tony Kart/IAME/Komet	6	51.580	0.278	6	
3	854	Daniel Brozovic	DEU	Valier Motorsport	DEU	ITE 42036 KBF39300	Energy/IAME/Komet	6	51.626	0.324	6	
4	830	Max Hezel	DEU	ADAC Hessen-Thüringen e.V. CV Performance Group	DEU	ITF38265 BIF38321	KR/IAME/Komet	5	51.646	0.344	5	
5	836	Max Ohsenbrink	DEU	KSL Racing Team	DEU	ITE18670 KBF1304585	Alonso/IAME/Komet	6	51.723	0.421	5	
6	809	Luis Esser	DEU	RMW Motorsport	DEU	ITE 11661 KBF39010	OTK/IAME/Komet	6	51.755	0.453	6	
7	810	Daniel Guinchard	GBR	SFR Motorsport	GBR	ITC-C292117 IBL368379	KR/IAME/Komet	6	51.841	0.539	5	
8	927	Colin Sandner	DEU	Team NKS	DEU	ITC-C17316 KBF42057	DR/IAME/	6	51.869	0.567	5	
9	821	Manuel Wagner	DEU	RS-Motorsport	DEU	ITE 39259 KBF40372	CRG/IAME/Komet	6	51.878	0.576	5	
10	888	Louis Schütze	DEU	Ebert Motorsport	DEU	ITE 17941 KBF38528	OTK/IAME/Komet	6	51.887	0.585	6	
11	811	Karl Schmiederer	DEU	RS-Motorsport	DEU	ITE39775 KBF40372	CRG/IAME/Komet	6	51.954	0.652	6	
12	823	Jason Bralic	NLD	SIM-ON	DEU	ITF46957 KBF39246	Kosmic/IAME/Komet	6	51.965	0.663	5	
13	806	Moritz Fischer	DEU	ADAC Pfalz e.V. DUTT MOTORSP. by FENSTER.COM	LUX	NKA26409 IBLK867	Tony Kart/IAME/Komet	6	51.976	0.674	6	
14	881	Jacob Trost	DEU	ADAC Hessen-Thüringen e.V. DUTT MOTORSPORT by FENSTER.COM	LUX	NKA41233 IDCK867	Tony Kart/IAME/Komet	6	52.048	0.746	6	
15	844	Kevin Wagner	DEU	MSC-Langensfeld e. V. im ADAC TB Racing Team	DEU	ITE 11828 KBF38262	KR/IAME/Komet	6	52.095	0.793	6	
16	924	Leonard Frey	DEU	Team Hemkemeyer	DEU	NKA39318 IDC42853	OTK /IAME /Komet	6	52.159	0.857	6	
17	833	Jannik Remmert	DEU	VDB Kart Racing	DEU	ITE19994 KBF10478	Tony Kart/IAME/Komet	6	52.163	0.861	5	
18	808	Eric Wess	DEU	Kartshop Ampfing	DEU	ITE44964 KBF25142	Drago Corse/IAME/Komet	6	52.348	1.046	6	
19	926	Arham Gandhi	DEU	Team Hemkemeyer	DEU	NKA41855 KBF42853	Maranello /IAME/	6	52.349	1.047	6	
20	855	Matti Klasen	DEU	DSK e.V. Ja zum Motorsport RMW Motorsport	DEU	ITE13782 BIC39010	Tony Kart/IAME/Komet	6	52.505	1.203	5	
21	817	Maximilian Engelstädter	DEU	Dörr Motorsport	DEU	NKA40565 BIF38420	KR/IAME/Komet	6	52.676	1.374	5	
22	872	Tobias Burgstahler	DEU	ADAC Württemberg e.V. Stern Motorsport	DEU	NKA38364 KBF38195	KR/IAME/Komet	6	53.357	2.055	5	
23	843	Luis Simon	DEU	PCH Racing	DEU	NKA36581 KBF39956	LN/IAME/Komet	5	53.578	2.276	5	

Timekeeper
M.Riehmers

Race Director
H.Seidel



INT. ADAC Kartrennen Arena E

X30 SENIOR

Arena E Mülsen 1,315 Km

Warm Up Super Heat B

11.08.2024 08:44

Practice (6:00 Time) started at 8:43:57

Lap	Time of Day	Lap Tm	Diff	SF Tm	S1 Tm	S2 Tm
(890) Leonard Hocker						
1	8:46:05.605	53.890	+2.588	23.962	15.133	14.795
2	8:46:58.502	52.897	+1.595	22.837	15.223	14.837
3	8:47:50.842	52.340	+1.038	22.691	15.002	14.647
4	8:48:43.391	52.549	+1.247	22.782	14.769	14.998
5	8:49:35.076	51.685	+0.383	22.461	14.528	14.696
6	8:50:26.378	51.302		22.317	14.351	14.634

(820) Felix Maurer						
1	8:46:04.530	53.695	+2.115	23.583	15.154	14.958
2	8:46:57.138	52.608	+1.028	23.015	14.763	14.830
3	8:47:49.933	52.795	+1.215	23.021	14.840	14.934
4	8:48:42.743	52.810	+1.230	23.425	14.568	14.817
5	8:49:34.557	51.814	+0.234	22.545	14.482	14.787
6	8:50:26.137	51.580		22.401	14.424	14.755

(854) Daniel Brozovic						
1	8:46:04.869	53.411	+1.785	23.364	15.201	14.846
2	8:46:57.507	52.698	+1.012	23.052	14.844	14.742
3	8:47:50.004	52.497	+0.871	22.950	14.760	14.787
4	8:48:42.263	52.259	+0.633	22.839	14.543	14.877
5	8:49:34.219	51.956	+0.330	22.682	14.555	14.719
6	8:50:25.845	51.626		22.511	14.442	14.673

(830) Max Hezel						
1	8:46:34.152	53.062	+1.416	23.149	14.957	14.956
2	8:47:26.419	52.267	+0.621	22.776	14.629	14.862
3	8:48:18.337	51.918	+0.272	22.558	14.508	14.852
4	8:49:10.007	51.670	+0.024	22.485	14.456	14.729
5	8:50:01.653	51.646		22.428	14.445	14.773

(836) Max Ohnsenbrink						
1	8:46:02.811	53.456	+1.733	23.343	14.844	15.269
2	8:46:55.129	52.318	+0.595	22.899	14.551	14.868
3	8:47:47.195	52.066	+0.343	22.601	14.559	14.906
4	8:48:39.028	51.833	+0.110	22.587	14.411	14.835
5	8:49:30.751	51.723		22.432	14.515	14.776
6	8:50:22.633	51.882	+0.159	22.500	14.401	14.981

(809) Luis Esser						
1	8:46:03.688	53.975	+2.220	23.687	15.202	15.086
2	8:46:56.460	52.772	+1.017	23.075	14.754	14.943
3	8:47:49.343	52.883	+1.128	23.166	14.759	14.958
4	8:48:41.285	51.942	+0.187	22.551	14.506	14.885
5	8:49:33.195	51.910	+0.155	22.557	14.500	14.853
6	8:50:24.950	51.755		22.463	14.463	14.829

(810) Daniel Guinchart						
1	8:46:56.399	53.582	+1.741	23.546	14.844	15.192
2	8:46:49.042	52.643	+0.802	23.017	14.581	15.045
3	8:47:42.331	52.289	+1.448	23.606	14.669	15.014
4	8:48:34.365	52.034	+0.193	22.722	14.473	14.839
5	8:49:26.206	51.841		22.567	14.422	14.852
6	8:50:18.068	51.862	+0.021	22.580	14.383	14.899

(927) Colin Sandner						
1	8:46:57.605	53.762	+1.893	23.670	14.904	15.188
2	8:46:50.225	52.620	+0.751	23.152	14.506	14.962
3	8:47:42.467	52.242	+0.373	22.879	14.494	14.869
4	8:48:34.682	52.215	+0.346	22.670	14.618	14.927
5	8:49:26.551	51.859		22.601	14.392	14.876
6	8:50:18.489	51.938	+0.069	22.680	14.438	14.820

(821) Manuel Wagner						
1	8:46:58.214	53.472	+1.594	23.546	14.886	15.040
2	8:46:50.672	52.458	+0.580	22.920	14.683	14.855
3	8:47:42.931	52.259	+0.381	22.787	14.614	14.858
4	8:48:34.934	52.003	+0.125	22.702	14.465	14.836
5	8:49:26.812	51.878		22.599	14.462	14.817
6	8:50:18.830	52.018	+0.140	22.695	14.515	14.808

(888) Louis Schütze						
1	8:46:05.183	53.427	+1.540	23.317	15.104	15.006

2	8:46:58.809	53.626	+1.739	22.899	15.771	14.956
3	8:47:51.510	52.701	+0.814	22.847	14.901	14.953
4	8:48:43.916	52.406	+0.519	22.905	14.713	14.788
5	8:49:37.450	53.534	+1.647	23.972	14.701	14.861
6	8:50:29.337	51.887		22.589	14.565	14.733

(811) Karl Schmiederer						
1	8:46:01.708	54.269	+2.315	23.754	15.301	15.214
2	8:46:54.793	53.085	+1.131	23.268	14.785	15.032
3	8:47:47.627	52.834	+0.880	22.805	15.080	14.949
4	8:48:39.689	52.062	+0.108	22.612	14.554	14.896
5	8:49:31.851	52.162	+0.208	22.649	14.597	14.916
6	8:50:23.805	51.954		22.577	14.511	14.866

(823) Jason Bralic						
1	8:46:56.989	54.495	+2.530	24.263	15.152	15.080
2	8:46:49.578	52.589	+0.624	22.949	14.688	14.952
3	8:47:42.043	52.465	+0.500	22.951	14.561	14.953
4	8:48:34.108	52.065	+0.100	22.683	14.448	14.934
5	8:49:26.073	51.955		22.621	14.410	14.934
6	8:50:18.283	52.210	+0.245	22.629	14.797	14.784

(806) Moritz Fischer						
1	8:46:15.196	54.542	+2.566	24.107	15.310	15.125
2	8:47:08.199	53.003	+1.027	23.042	14.921	15.040
3	8:48:00.880	52.681	+0.705	22.987	14.763	14.931
4	8:48:53.716	52.836	+0.860	22.753	14.713	15.370
5	8:49:45.708	51.992	+0.016	22.635	14.531	14.826
6	8:50:37.684	51.976		22.611	14.495	14.870

(881) Jacob Trost						
1	8:46:04.408	53.873	+1.825	23.560	15.324	14.989
2	8:46:57.989	53.581	+1.533	23.442	15.273	14.866
3	8:47:50.666	52.677	+0.629	22.922	14.931	14.824
4	8:48:43.682	53.016	+0.968	22.755	14.884	15.377
5	8:49:37.178	53.496	+1.448	23.581	14.860	15.055
6	8:50:29.226	52.048		22.565	14.646	14.837

(844) Kevin Wagner						
1	8:46:00.694	54.824	+2.729	23.671	16.015	15.138
2	8:46:53.909	53.215	+1.120	23.221	14.887	15.107
3	8:47:46.317	52.408	+0.313	22.834	14.637	14.937
4	8:48:38.687	52.370	+0.275	22.731	14.651	14.988
5	8:49:31.532	52.845	+0.750	23.345	14.569	14.931
6	8:50:23.627	52.095		22.664	14.550	14.881

(924) Leonard Frey						
1	8:46:11.941	55.740	+3.581	23.769	16.554	15.417
2	8:47:05.726	53.785	+1.626	23.509	15.149	15.127
3	8:47:58.932	53.206	+1.047	23.172	14.942	15.092
4	8:48:51.663	52.731	+0.572	23.016	14.701	15.014
5	8:49:44.186	52.523	+0.364	22.928	14.578	15.017
6	8:50:36.345	52.159		22.658	14.502	14.999

(833) Jannik Remmert						
1	8:46:00.430	54.259	+2.096	23.573	15.475	15.211
2	8:46:53.340	52.910	+0.747	22.980	14.802	15.128
3	8:47:46.018	52.678	+0.515	22.844	14.703	15.131
4	8:48:38.524	52.506	+0.343	22.776	14.677	15.053
5	8:49:30.687	52.163		22.624	14.558	14.981
6	8:50:22.981	52.294	+0.131	22.784	14.614	14.896

(808) Eric Wess						
1	8:46:03.615	54.268	+1.920	23.905	15.178	15.185
2	8:46:57.080	53.465	+1.117	23.529	14.927	15.009
3	8:47:51.338	54.258	+1.910	23.773	15.597	14.888
4	8:48:43.769	52.431	+0.083	22.928	14.637	14.866
5	8:49:36.738	52.969	+0.621	23.377	14.618	14.974
6	8:50:29.086	52.348		22.909	14.431	15.008

(926) Arham Gandhi						
1						



INT. ADAC Kartrennen Arena E

X30 SENIOR

Arena E Mülsen 1,315 Km

Warm Up Super Heat B

11.08.2024 08:44

Practice (6:00 Time) started at 8:43:57

Lap	Time of Day	Lap Tm	Diff	SF Tm	S1 Tm	S2 Tm	Lap	Time of Day	Lap Tm	Diff	SF Tm	S1 Tm	S2 Tm
4	8:48:52.154	52.781	+0.432	23.007	14.733	15.041							
5	8:49:44.505	52.351	+0.002	22.802	14.642	14.907							
6	8:50:36.854	52.349		22.772	14.612	14.965							
(855) Matti Klasen													
1	8:46:14.342	54.408	+1.903	24.031	15.178	15.199							
2	8:47:07.191	52.849	+0.344	23.073	14.846	14.930							
3	8:47:59.926	52.735	+0.230	23.007	14.867	14.861							
4	8:48:52.862	52.936	+0.431	22.961	14.937	15.038							
5	8:49:45.367	52.505		22.823	14.720	14.962							
6	8:50:38.119	52.762	+0.247	22.937	14.944	14.871							
(817) Maximilian Engelstädter													
1	8:46:19.279	54.588	+1.912	24.068	15.267	15.263							
2	8:47:12.739	53.460	+0.784	23.274	14.910	15.276							
3	8:48:05.540	52.801	+0.125	22.914	14.736	15.151							
4	8:48:58.275	52.735	+0.059	22.921	14.718	15.096							
5	8:49:50.951	52.676		22.883	14.681	15.112							
6	8:50:44.055	53.104	+0.428	23.249	14.727	15.128							
(872) Tobias Burgstahler													
1	8:46:10.848	55.420	+2.063	24.211	15.663	15.546							
2	8:47:05.225	54.377	+1.020	23.825	15.172	15.380							
3	8:47:59.349	54.124	+0.767	23.593	15.444	15.087							
4	8:48:54.050	54.701	+1.344	23.464	15.426	15.811							
5	8:49:47.407	53.357		23.363	14.878	15.116							
6	8:50:40.869	53.462	+0.105	23.307	15.004	15.151							
(843) Luis Simon													
1	8:46:12.974	57.294	+3.716	24.062	17.362	15.870							
2	8:47:06.964	53.990	+0.412	23.709	15.054	15.227							
3	8:48:11.714	1:04.750	+11.172	23.578									
4	8:49:06.441	54.727	+1.149	24.115	15.175	15.437							
5	8:50:00.019	53.578		23.384	14.886	15.308							





X30 SENIOR

Super Heat Group A

Track length: 1.315 Km

Race Started: 11:05:27

Best Lap by: 895 - Phil Colin Strenge - 51.178


Rank	#	Driver	Nat	Sponsor Entrant	Nat	License E-License	Make	laps	T. Time Diff	Best Lap	Penalty	Points
1	895	Phil Colin Strenge	DEU	ADAC Württemberg e.V. Ebert Motorsport	DEU	ITE42785 EL38528	LN/IAME/Komet	12	10:23.470	51.178		75
2	822	Elia Weiss	DEU	DSK e.V. Ja zum Motorsport SIM-ON	DEU	ITE38504 KBF39246	Kosmic/IAME/Komet	12	10:24.032 0.562	51.222		69
3	885	Carl Luthardt	DEU	Falcon Racing Team	NLD	ITE 37029 IBL11345	Falcon/IAME/Komet	12	10:25.498 2.028	51.332		63
4	887	Torben Gröndahl	DEU	MSC Groß Dölln e.V. im ADAC CV Performance Group	DEU	ITC-C14120 BIF38321	KR/IAME/Komet	12	10:25.672 2.202	51.320		57
5	877	Niklas Hirsch	DEU	MSC-Langenfeld e. V. im ADAC SIM-ON	DEU	ITF39320 KBF39246	Kosmic/IAME/Komet	12	10:25.830 2.360	51.202		51
6	829	Lutz Ohsenbrink	DEU	KSL Racing Team	DEU	ITE40759 KBF1304585	Alonso/IAME/Komet	12	10:26.448 2.978	51.398		48
7	812	Rocco Curcio	DEU	ADAC Württemberg e.V. AT-Motorsport	DEU	ITE29607 KBF38996	Exprit/IAME/Komet	12	10:28.033 4.563	51.560		45
8	815	Moritz Wolber	DEU	ADAC Südbaden e.V. NEES RACING	DEU	NKA16641 BIF17863	Maranello/IAME/Komet	12	10:33.548 10.078	51.560		42
9	884	Davin Singer	DEU	ADAC Südbaden e.V. CV Performance Group	DEU	ITE 23384 BIF38321	KR/IAME/Komet	12	10:33.815 10.345	51.519		39
10	920	Donar Munding	LIE	Stern Motorsport	DEU	ITC-C1449 BIC38195	KR/IAME/Komet	12	10:34.919 11.449	51.616		36
11	807	Marlon Vatter	DEU	AT Motorsport	DEU	ITF38543 KBF38543	Exprit/IAME/Komet	12	10:34.988 11.518	51.449		34
12	816	Elias Schorneck	DEU	VDB Kart Racing	DEU	ITE40538 KBF10478	Tony Kart/IAME/Komet	12	10:35.872 12.402	51.487		32
13	891	Luka Koullen	NLD	PCH Racing	DEU	NKA50483 BIF39956	KR/IAME/Komet	12	10:38.059 14.589	51.638		30
14	904	Tobias Feeser	DEU	Sonja Feeser	DEU	ITE13863 BEK1198789	LN/IAME/Komet	12	10:38.333 14.863	51.768		28
15	905	Maxim Haroutounian	NLD	Falcon Racing Team	NLD	ITE49031 IBL11345	Falcon/IAME/Komet	12	10:40.477 17.007	51.853	+ 5 sec	26
16	899	Luke Neubauer	DEU	AT Motorsport	DEU	ITE45043 KBF38996	OTK/IAME/Komet	12	10:40.951 17.481	52.082		24
17	876	Cemil Bayyati	DEU	Dörr Motorsport	DEU	ITG15366 BIF38420	KR/IAME/Komet	12	10:42.854 19.384	51.350		22
18	925	Charles Troxler	CHE	SIM-ON	DEU	ITF1054 KBF39246	Kosmic/IAME/Komet	12	10:43.577 20.107	51.715		20
19	882	Colin Hahn	DEU	Team Hemkemeyer	DEU	NKA25476 KBF42853	Sodi/IAME/Komet	12	10:45.332 21.862	52.362		18
20	818	Matthy Vandebroek	DEU	VDB Kart Racing	DEU	ITE 11491 KBF10478	Tony Kart/IAME/Komet	12	10:47.031 23.561	52.056	+ 5 sec	17
21	834	Moritz Schwing	DEU	Team NKS	DEU	ITE 12057 KBF29153	DR/IAME/Komet	12	10:47.790 24.320	51.903	+ 5 sec	16
22	980	Benno Drelok	DEU	Rocco Drelok	DEU	NKA10580 BEK1204567	Tony Kart/IAME/Komet	12	10:49.111 25.641	52.540		15
23	898	Hawk Baylaan White	GBR	AT Motorsport	DEU	ITE40903 BIC38996	Exprit/IAME/Komet	12	10:58.598 35.128	51.738	+ 5 sec	14
24	825	Julian Bub	DEU	Dörr Motorsport	DEU	ITF45440 BIC38420	KR/IAME/Komet	1	1:05.636 11 Laps	58.996	+ 5 sec	13

Announcements

825,818,905,898,834 + 5 sec front fairing

Timekeeper
M.Riehmers

Race Director
H.Seidel



INT. ADAC Kartrennen Arena E

X30 SENIOR

Arena E Mülsen 1,315 Km

Super Heat Group A

11.08.2024 11:01

Race (12 Laps) started at 11:05:27

Lap	Time of Day	Lap Tm	Diff	SF Tm	S1 Tm	S2 Tm	Lap	Time of Day	Lap Tm	Diff	SF Tm	S1 Tm	S2 Tm
(895) Phil Colin Strenge							(812) Rocco Curcio						
1	11:06:21.571	54.119	+2.941	23.701	15.183	15.235	3	11:08:08.415	52.623	+1.225	22.835	14.843	14.945
2	11:07:14.317	52.746	+1.568	22.813	14.888	15.045	4	11:09:00.604	52.189	+0.791	22.605	14.761	14.823
3	11:08:06.826	52.509	+1.331	22.820	14.766	14.923	5	11:09:52.470	51.866	+0.468	22.555	14.536	14.775
4	11:08:58.942	52.116	+0.938	22.596	14.600	14.920	6	11:10:44.030	51.560	+0.162	22.448	14.403	14.709
5	11:09:50.950	52.008	+0.830	22.543	14.582	14.883	7	11:11:35.831	51.801	+0.403	22.471	14.661	14.669
6	11:10:42.668	51.718	+0.540	22.519	14.393	14.806	8	11:12:27.416	51.585	+0.187	22.499	14.422	14.664
7	11:11:34.224	51.556	+0.378	22.386	14.346	14.824	9	11:13:19.576	52.160	+0.762	22.894	14.562	14.704
8	11:12:25.578	51.354	+0.176	22.307	14.276	14.771	10	11:14:10.974	51.398		22.331	14.380	14.687
9	11:13:16.896	51.318	+0.140	22.254	14.294	14.770	11	11:15:02.398	51.424	+0.026	22.385	14.330	14.709
10	11:14:08.304	51.408	+0.230	22.377	14.269	14.762	12	11:15:53.900	51.502	+0.104	22.330	14.336	14.836
11	11:14:59.482	51.178		22.207	14.245	14.726	(815) Moritz Wolber						
12	11:15:50.922	51.440	+0.262	22.351	14.263	14.826	1	11:06:26.997	58.662	+7.102	26.104	17.034	15.524
(822) Elia Weiss							2	11:07:16.262	53.517	+1.957	23.419	15.026	15.072
1	11:06:21.902	54.269	+3.047	23.994	15.224	15.051	3	11:08:08.982	52.720	+1.160	23.001	14.782	14.937
2	11:07:14.946	53.044	+1.822	22.989	15.114	14.941	4	11:09:01.277	52.295	+0.735	22.764	14.587	14.944
3	11:08:07.284	52.338	+1.116	22.721	14.839	14.778	5	11:09:53.393	52.116	+0.556	22.756	14.480	14.880
4	11:08:59.443	52.169	+0.937	22.701	14.611	14.847	6	11:10:45.347	51.954	+0.394	22.653	14.412	14.889
5	11:09:51.219	51.776	+0.554	22.560	14.457	14.759	7	11:11:37.248	51.901	+0.341	22.656	14.351	14.894
6	11:10:42.898	51.679	+0.457	22.444	14.449	14.786	8	11:12:28.884	51.636	+0.076	22.499	14.348	14.789
7	11:11:34.538	51.640	+0.418	22.559	14.316	14.765	9	11:13:20.563	51.679	+0.119	22.509	14.338	14.832
8	11:12:25.927	51.389	+0.167	22.265	14.284	14.840	10	11:14:12.231	51.668	+0.108	22.485	14.265	14.918
9	11:13:17.315	51.388	+0.166	22.348	14.256	14.784	11	11:15:03.791	51.560		22.498	14.246	14.816
10	11:14:09.003	51.688	+0.466	22.599	14.274	14.815	12	11:15:55.485	51.694	+0.134	22.533	14.277	14.884
11	11:15:00.225	51.222		22.229	14.189	14.804	(884) Davin Singer						
12	11:15:51.484	51.259	+0.037	22.250	14.219	14.790	1	11:06:26.284	58.177	+6.658	25.588	17.179	15.410
(885) Carl Luthardt							2	11:07:20.860	53.863	+2.303	23.354	15.508	15.001
1	11:06:21.721	54.197	+2.865	23.845	15.323	15.029	3	11:08:14.058	53.198	+1.638	23.122	15.017	15.059
2	11:07:14.653	52.932	+1.600	22.947	15.005	14.980	4	11:09:06.458	52.400	+0.840	22.825	14.712	14.863
3	11:08:07.183	52.500	+1.198	22.853	14.837	14.840	5	11:09:58.523	52.065	+0.505	22.661	14.623	14.781
4	11:08:59.819	52.636	+1.304	23.059	14.713	14.864	6	11:10:50.624	52.101	+0.541	22.745	14.600	14.756
5	11:09:51.733	51.914	+0.582	22.608	14.520	14.786	7	11:11:42.649	52.025	+0.465	22.716	14.492	14.817
6	11:10:43.694	51.861	+0.529	22.592	14.436	14.833	8	11:12:34.305	51.556	+0.096	22.515	14.389	14.752
7	11:11:35.718	52.124	+0.792	22.713	14.702	14.709	9	11:13:25.865	51.550		22.365	14.461	14.734
8	11:12:27.231	51.513	+0.181	22.415	14.435	14.663	10	11:14:17.550	51.685	+0.125	22.537	14.350	14.798
9	11:13:18.602	51.371	+0.039	22.277	14.419	14.675	11	11:15:09.320	51.770	+0.210	22.426	14.430	14.914
10	11:14:09.934	51.332		22.343	14.359	14.630	12	11:16:01.000	51.680	+0.120	22.501	14.343	14.836
11	11:15:01.327	51.393	+0.061	22.346	14.441	14.606	(920) Donar Munding						
12	11:15:52.950	51.623	+0.291	22.482	14.300	14.841	1	11:06:26.115	58.007	+6.391	25.630	16.883	15.494
(887) Torben Gröndahl							2	11:07:20.913	54.629	+3.110	24.042	15.607	14.980
1	11:06:22.324	54.575	+3.255	24.105	15.228	15.242	3	11:08:14.629	53.716	+2.197	23.228	15.422	15.066
2	11:07:15.638	53.314	+1.994	23.308	14.999	15.007	4	11:09:06.865	52.236	+0.717	22.626	14.804	14.806
3	11:08:08.056	52.418	+1.098	22.756	14.756	14.906	5	11:09:58.895	52.030	+0.511	22.648	14.520	14.862
4	11:09:00.234	52.178	+0.858	22.708	14.674	14.796	6	11:10:50.701	51.806	+0.287	22.577	14.593	14.636
5	11:09:52.226	51.992	+0.672	22.783	14.493	14.716	7	11:11:43.090	52.389	+0.870	23.055	14.509	14.825
6	11:10:43.741	51.515	+0.195	22.474	14.401	14.640	8	11:12:34.609	51.519		22.420	14.384	14.715
7	11:11:35.556	51.815	+0.495	22.494	14.588	14.733	9	11:13:26.161	51.552	+0.033	22.415	14.393	14.744
8	11:12:27.061	51.505	+0.185	22.444	14.355	14.706	10	11:14:18.034	51.873	+0.354	22.573	14.452	14.848
9	11:13:18.381	51.320		22.312	14.305	14.703	11	11:15:09.576	51.542	+0.023	22.447	14.331	14.764
10	11:14:09.808	51.427	+0.107	22.370	14.328	14.729	12	11:16:01.267	51.691	+0.172	22.462	14.430	14.799
11	11:15:01.240	51.432	+0.112	22.400	14.347	14.685	(807) Marlon Vatter						
12	11:15:53.124	51.884	+0.564	22.722	14.458	14.704	1	11:06:27.367	58.854	+7.405	26.164	16.889	15.801
(877) Niklas Hirsch							2	11:07:22.381	55.014	+3.565	24.415	15.304	15.295
1	11:06:22.790	54.874	+3.672	24.564	15.256	15.054	3	11:08:13.756	53.018	+1.402	22.978	14.976	15.064
2	11:07:15.884	53.094	+1.892	23.137	15.066	14.891	4	11:09:06.233	52.477	+0.861	22.808	14.675	14.994
3	11:08:08.533	52.649	+1.447	23.089	14.813	14.747	5	11:09:58.433	52.200	+0.584	22.735	14.548	14.917
4	11:09:00.775	52.242	+1.040	22.667	14.744	14.831	6	11:10:50.493	52.060	+0.444	22.673	14.503	14.884
5	11:09:52.632	51.857	+0.655	22.560	14.585	14.712	7	11:11:43.250	52.767	+1.141	23.357	14.621	14.779
6	11:10:44.207	51.575	+0.373	22.466	14.458	14.651	8	11:12:34.925	51.675	+0.059	22.505	14.477	14.693
7	11:11:36.041	51.834	+0.632	22.467	14.662	14.705	9	11:13:26.541	51.616		22.425	14.406	14.785
8	11:12:27.582	51.541	+0.339	22.414	14.503	14.624	10	11:14:18.724	52.183	+0.567	22.914	14.413	14.856
9	11:13:19.356	51.774	+0.572	22.601	14.464	14.709	11	11:15:10.504	51.780	+0.164	22.656	14.366	14.758
10	11:14:10.825	51.469	+0.267	22.367	14.391	14.711	12	11:16:02.371	51.867	+0.251	22.475	14.560	14.832
11	11:15:02.027	51.202		22.289	14.278	14.635	(829) Lutz Ohsenbrink						
12	11:15:53.282	51.255	+0.053	22.240	14.400	14.615	1	11:06:22.424	54.570	+3.172	24.105	15.396	15.069
(829) Lutz Ohsenbrink							2	11:07:15.792	53.368	+1.970	23.292	15.171	14.905

Orbits



INT. ADAC Kartrennen Arena E

X30 SENIOR

Arena E Mülsen 1,315 Km

Super Heat Group A

11.08.2024 11:01

Race (12 Laps) started at 11:05:27

Lap	Time of Day	Lap Tm	Diff	SF Tm	S1 Tm	S2 Tm
7	11:14:32.727	51.759	+0.310	22.451	14.478	14.830
8	11:12:35.179	51.452	+0.003	22.425	14.903	14.724
9	11:13:26.628	51.449		22.355	14.423	14.671
10	11:14:18.900	52.272	+0.823	23.070	14.469	14.733
11	11:15:10.780	51.880	+0.431	22.709	14.395	14.776
12	11:16:02.440	51.660	+0.211	22.284	14.621	14.755

Lap	Time of Day	Lap Tm	Diff	SF Tm	S1 Tm	S2 Tm
11	11:15:16.078	52.354	+0.272	22.795	14.565	14.994
12	11:16:08.403	52.325	+0.243	22.698	14.646	14.981

(816) Elias Schorneck

1	11:06:28.644	58.993	+7.506	26.298	17.265	15.430
2	11:07:23.669	56.026	+3.538	24.316	15.412	15.297
3	11:08:16.542	52.873	+1.386	22.979	14.853	15.041
4	11:09:08.743	52.201	+0.714	22.710	14.530	14.961
5	11:10:00.849	52.106	+0.619	22.742	14.468	14.896
6	11:10:53.245	52.396	+0.909	22.558	14.467	15.371
7	11:11:45.133	51.888	+0.401	22.651	14.385	14.852
8	11:12:36.770	51.637	+0.150	22.362	14.369	14.906
9	11:13:28.399	51.629	+0.142	22.470	14.285	14.874
10	11:14:20.216	51.817	+0.330	22.548	14.309	14.960
11	11:15:11.837	51.621	+0.134	22.467	14.275	14.879
12	11:16:03.324	51.487		22.373	14.309	14.805

(876) Cemil Bayyati

1	11:06:27.660	58.104	+6.754	25.560	16.936	15.608
2	11:07:29.166	1:01.506	+10.156	30.764	15.418	15.324
3	11:08:22.406	53.240	+1.890	23.170	14.996	15.074
4	11:09:14.865	52.459	+1.109	22.873	14.615	14.971
5	11:10:06.797	51.932	+0.582	22.594	14.532	14.806
6	11:10:58.897	52.100	+0.750	22.529	14.504	15.067
7	11:11:50.366	51.469	+0.119	22.412	14.353	14.704
8	11:12:42.589	52.223	+0.873	22.537	14.354	15.332
9	11:13:35.147	52.558	+1.208	22.766	14.985	14.807
10	11:14:26.730	51.583	+0.233	22.509	14.333	14.741
11	11:15:18.080	51.350		22.367	14.284	14.699
12	11:16:10.306	52.226	+0.876	22.863	14.471	14.892

(891) Luka Koullon

1	11:06:27.307	58.795	+7.157	26.042	16.636	16.117
2	11:07:21.404	54.097	+2.459	23.709	15.256	15.132
3	11:08:14.325	52.921	+1.283	22.940	15.013	14.968
4	11:09:06.859	52.534	+0.896	22.794	14.726	15.014
5	11:09:59.732	52.873	+1.235	22.960	14.943	14.970
6	11:10:53.190	53.458	+1.820	22.969	14.651	15.838
7	11:11:45.457	52.267	+0.629	22.848	14.546	14.873
8	11:12:37.588	52.131	+0.493	22.815	14.434	14.882
9	11:13:30.369	52.781	+1.143	23.395	14.468	14.918
10	11:14:22.118	51.749	+0.111	22.496	14.367	14.886
11	11:15:13.756	51.638		22.486	14.388	14.764
12	11:16:05.511	51.755	+0.117	22.390	14.424	14.941

(925) Charles Troxler

1	11:06:27.915	59.091	+7.376	26.338	17.053	15.700
2	11:07:27.063	59.148	+7.433	28.395	15.378	15.375
3	11:08:20.097	53.034	+1.319	23.033	14.887	15.114
4	11:09:12.651	52.554	+0.839	22.736	14.779	15.039
5	11:10:05.822	53.171	+1.456	23.293	14.787	15.091
6	11:10:58.176	52.354	+0.639	22.828	14.600	14.926
7	11:11:50.052	51.876	+0.161	22.608	14.514	14.754
8	11:12:42.256	52.204	+0.489	22.462	14.594	15.148
9	11:13:34.239	51.983	+0.268	22.591	14.529	14.863
10	11:14:25.954	51.715		22.458	14.432	14.825
11	11:15:17.756	51.802	+0.087	22.479	14.474	14.849
12	11:16:11.029	53.273	+1.568	23.354	14.537	15.382

(904) Tobias Feeser

1	11:06:26.003	57.844	+6.076	25.579	16.589	15.676
2	11:07:22.953	56.950	+5.182	25.974	15.910	15.066
3	11:08:16.095	53.142	+1.374	23.218	14.895	15.029
4	11:09:08.321	52.226	+0.458	22.718	14.602	14.906
5	11:10:00.381	52.060	+0.292	22.528	14.534	14.998
6	11:10:53.481	53.100	+1.332	22.484	14.604	16.012
7	11:11:45.526	52.045	+0.277	22.771	14.524	14.750
8	11:12:37.778	52.252	+0.484	23.004	14.476	14.772
9	11:13:30.043	52.265	+0.497	22.905	14.483	14.877
10	11:14:21.811	51.768		22.510	14.346	14.912
11	11:15:13.603	51.792	+0.024	22.501	14.423	14.868
12	11:16:05.785	52.182	+0.414	22.452	14.835	14.895

(882) Colin Hahn

1	11:06:28.575	59.262	+6.900	25.940	17.857	15.465
2	11:07:25.495	56.920	+4.558	24.966	15.611	16.343
3	11:08:18.901	53.406	+1.044	23.175	15.100	15.131
4	11:09:11.914	53.013	+0.651	23.093	14.851	15.069
5	11:10:04.409	52.495	+0.133	22.866	14.693	14.936
6	11:10:57.289	52.880	+0.518	23.111	14.698	15.071
7	11:11:49.742	52.453	+0.091	22.837	14.609	15.007
8	11:12:42.104	52.362		22.626	14.626	15.110
9	11:13:35.091	52.987	+0.625	23.062	14.992	14.933
10	11:14:27.535	52.444	+0.082	22.880	14.531	15.033
11	11:15:20.108	52.573	+0.211	22.766	14.644	15.163
12	11:16:12.784	52.676	+0.314	22.974	14.617	15.085

(905) Maxim Haroutounian

1	11:06:26.962	56.916	+4.063	25.179	15.389	15.348
2	11:07:17.559	53.597	+1.744	23.179	15.221	15.197
3	11:08:10.583	53.024	+1.171	23.039	14.911	15.074
4	11:09:03.418	52.835	+0.982	22.952	14.818	15.065
5	11:09:56.286	52.868	+1.015	22.835	14.911	15.122
6	11:10:48.993	52.707	+0.854	22.766	14.750	15.191
7	11:11:41.421	52.428	+0.575	22.772	14.609	15.047
8	11:12:33.776	52.365	+0.502	22.660	14.684	15.011
9	11:13:25.854	52.078	+0.225	22.671	14.488	14.919
10	11:14:18.401	52.547	+0.694	23.208	14.463	14.876
11	11:15:10.254	51.853		22.551	14.423	14.879
12	11:16:02.929	52.675	+0.822	22.634	15.149	14.892

(818) Matthy Vandebroek

1	11:06:26.054	57.791	+5.735	25.326	16.882	15.583
2	11:07:25.099	59.045	+6.989	27.158	15.843	16.044
3	11:08:18.797	53.698	+1.642	23.257	15.129	15.312
4	11:09:11.548	52.751	+0.695	22.997	14.792	14.962
5	11:10:04.063	52.515	+0.459	22.770	14.672	15.073
6	11:10:56.501	52.438	+0.382	22.841	14.594	15.003
7	11:11:48.983	52.482	+0.426	22.856	14.638	14.988
8	11:12:41.127	52.144	+0.088	22.658	14.570	14.916
9	11:13:33.222	52.095	+0.039	22.641	14.497	14.957
10	11:14:25.284	52.062	+0.006	22.617	14.513	14.932
11	11:15:17.340	52.056		22.681	14.485	14.890
12	11:16:09.483	52.143	+0.087	22.629	14.576	14.938

(899) Luke Neubauer

1	11:06:27.245	58.823	+6.741	25.755	17.099	15.969
2	11:07:22.816	55.571	+3.489	24.680	15.658	15.233
3	11:08:16.491	53.675	+1.593	23.261	15.303	15.111
4	11:09:09.380	52.889	+0.807	23.048	14.821	15.020
5	11:10:02.061	52.681	+0.599	22.889	14.651	15.141
6	11:10:54.538	52.477	+0.395	22.823	14.690	14.964
7	11:11:46.993	52.455	+0.373	22.827	14.669	14.959
8	11:12:39.075	52.082		22.741	14.470	14.871
9	11:13:31.341	52.266	+0.184	22.797	14.568	14.901
10	11:14:23.724	52.383	+0.301	22.927	14.511	14.945

(834) Moritz Schwing

1	11:06:27.866	59.285	+7.382	26.396	16.975	15.914
2	11:07:23.932	56.066	+4.163	25.199	15.502	15.365
3	11:08:17.969	54.037	+2.134	23.141	15.754	15.142
4	11:09:11.310	53.341	+1.438	23.059	15.187	15.095
5	11:10:04.261	52.951	+1.048	23.213	14.723	15.015
6	11:10:56.823	52.562	+0.659	22.773	14.762	15.027
7	11:11:49.213	52.390	+0.487	22.761	14.577	15.052
8	11:12:41.446	52.233	+0.330	22.745	14.526	14.962
9	11:13:33.538	52.092	+0.189	22.591	14.549	14.952
10	11:14:25.671	52.133	+0.230	22.647	14.548	14.938
11	11:15:17.574	51.903		22.547	14.432	14.924
12	11:16:10.					



INT. ADAC Kartrennen Arena E

X30 SENIOR

Arena E Mülsen 1,315 Km

Super Heat Group A

11.08.2024 11:01

Race (12 Laps) started at 11:05:27


Lap	Time of Day	Lap Tm	Diff	SF Tm	S1 Tm	S2 Tm	Lap	Time of Day	Lap Tm	Diff	SF Tm	S1 Tm	S2 Tm
1	11:06:28.212	58.982	+6.442	26.397	17.342	15.243							
2	11:07:23.547	55.335	+2.795	24.512	15.510	15.313							
3	11:08:18.735	55.188	+2.648	23.457	16.379	15.352							
4	11:09:12.234	53.499	+0.959	23.469	14.970	15.060							
5	11:10:05.779	53.545	+1.005	23.439	14.853	15.253							
6	11:10:59.240	53.461	+0.921	23.161	14.788	15.512							
7	11:11:52.434	53.194	+0.654	23.168	14.771	15.255							
8	11:12:44.974	52.540		22.726	14.734	15.080							
9	11:13:37.712	52.738	+0.198	22.798	14.787	15.153							
10	11:14:30.761	53.049	+0.509	23.100	14.762	15.187							
11	11:15:23.612	52.851	+0.311	22.931	14.709	15.211							
12	11:16:16.563	52.951	+0.411	22.979	14.716	15.256							

(898) Hawk Baylaan White

1	11:06:27.434	59.035	+7.297	26.604	16.850	15.581							
2	11:07:34.201	1:06.767	+15.029	35.125	16.004	15.638							
3	11:08:29.030	54.829	+3.091	23.551	15.853	15.425							
4	11:09:22.421	53.391	+1.653	23.227	15.108	15.056							
5	11:10:15.575	53.154	+1.416	22.995	14.966	15.193							
6	11:11:08.228	52.653	+0.915	22.871	14.788	14.994							
7	11:12:00.499	52.271	+0.533	22.595	14.662	15.014							
8	11:12:53.262	52.763	+1.025	22.552	14.801	15.410							
9	11:13:45.385	52.123	+0.385	22.726	14.466	14.931							
10	11:14:37.305	51.920	+0.182	22.543	14.427	14.950							
11	11:15:29.312	52.007	+0.269	22.585	14.574	14.848							
12	11:16:21.050	51.738		22.520	14.382	14.836							

(825) Julian Bub

1	11:06:28.088	58.996		26.265	17.137	15.594							
---	--------------	---------------	--	---------------	---------------	---------------	--	--	--	--	--	--	--



INT. ADAC Kartrennen Arena E

Lapchart

X30 SENIOR

Arena E Mülsen 1,315 Km

Super Heat Group A

11.08.2024 11:01

Race (12 Laps) started at 11:05:27

Competitors	Laps												
	0	1	2	3	4	5	6	7	8	9	10	11	12
Phil Colin Strenge (895)	1	895	895	895	895	895	895	895	895	895	895	895	895
Carl Luthardt (885)	2	885	885	885	885	822	822	822	822	822	822	822	822
Elia Weiss (822)	3	822	822	822	822	885	885	885	887	887	887	887	885
Torben Gröndahl (887)	4	887	887	887	887	887	887	885	885	885	885	885	887
Rocco Curcio (812)	5	812	829	829	829	829	829	829	829	877	877	877	877
Lutz Ohsenbrink (829)	6	829	812	877	877	877	877	877	877	829	829	829	829
Niklas Hirsch (877)	7	877	877	812	812	812	812	812	812	812	812	812	812
Maxim Haroutounian (905)	8	905	905	905	905	905	905	905	905	905	815	815	815
Davin Singer (884)	9	884	904	920	920	920	920	815	815	815	884	884	884
Donar Munding (920)	10	920	818	815	815	815	815	884	884	884	905	905	920
Tobias Feeser (904)	11	904	920	884	891	891	884	884	920	920	920	920	807
Matthy Vandebroek (818)	12	818	884	891	884	884	891	807	807	807	807	807	905
Moritz Wolber (815)	13	815	815	807	807	807	807	891	816	816	816	816	816
Hawk Baylaan White (898)	14	898	899	899	904	904	904	816	891	891	904	904	891
Luke Neubauer (899)	15	899	891	904	899	816	816	904	904	904	891	891	904
Luka Koullen (891)	16	891	807	980	816	899	899	899	899	899	899	899	899
Marlon Vatter (807)	17	807	898	816	834	834	818	818	818	818	818	818	818
Moritz Schwing (834)	18	834	876	834	980	818	834	834	834	834	834	834	834
Charles Troxler (925)	19	925	834	818	818	882	882	882	882	925	925	925	876
Julian Bub (825)	20	825	925	882	882	980	980	925	925	925	882	876	925
Benno Drelok (980)	21	980	825	925	925	925	925	876	876	876	876	882	882
Colin Hahn (882)	22	882	980	876	876	876	980	980	980	980	980	980	980
Cemil Bayyati (876)	23	876	882	898	898	898	898	898	898	898	898	898	898
Elias Schorneck (816)	24	816	816										





X30 SENIOR

Super Heat Group B

Track length: 1.315 Km

Race Started: 11:30:52

Best Lap by: 854 - Daniel Brozovic - 51.532

Rank	#	Driver	Nat	Sponsor Entrant	Nat	License E-License	Make	laps	T. Time Diff	Best Lap	Penalty	Points
1	810	Daniel Guinhard	GBR	SFR Motorsport	GBR	ITC-C292117 IBL368379	KR/IAME/Komet	12	10:30.893	51.809		75
2	809	Luis Esser	DEU	RMW Motorsport	DEU	ITE 11661 KBF39010	OTK/IAME/Komet	12	10:31.289 0.396	51.804		69
3	854	Daniel Brozovic	DEU	Valier Motorsport	DEU	ITE 42036 KBF39300	Energy/IAME/Komet	12	10:33.480 2.587	51.532		63
4	823	Jason Bralic	NLD	SIM-ON	DEU	ITF46957 KBF39246	Kosmic/IAME/Komet	12	10:33.774 2.881	51.670		57
5	820	Felix Maurer	DEU	DUTT MOTORSPORT by FENSTER.com	LUX	NKA41244 IBLK867	Tony Kart/IAME/Komet	12	10:33.808 2.915	51.789		51
6	821	Manuel Wagner	DEU	RS-Motorsport	DEU	ITE 39259 KBF40372	CRG/IAME/Komet	12	10:35.351 4.458	51.859		48
7	844	Kevin Wagner	DEU	MSC-Langenfeld e. V. im ADAC TB Racing Team	DEU	ITE 11828 KBF38262	KR/IAME/Komet	12	10:37.683 6.790	52.059		45
8	890	Leonard Hocker	DEU	RS-Motorsport	DEU	NKA22440 KBF40372	CRG/IAME/Komet	12	10:38.002 7.109	51.802		42
9	830	Max Hezel	DEU	ADAC Hessen-Thüringen e.V. CV Performance Group	DEU	ITF38265 BIF38321	KR/IAME/Komet	12	10:39.108 8.215	51.827	+ 5 sec	39
10	806	Moritz Fischer	DEU	ADAC Pfalz e.V. DUTT MOTORSP. by FENSTER.COM	LUX	NKA26409 IBLK867	Tony Kart/IAME/Komet	12	10:39.160 8.267	51.993		36
11	836	Max Ohsenbrink	DEU	KSL Racing Team	DEU	ITE18670 KBF1304585	Alonso/IAME/Komet	12	10:40.200 9.307	51.976	+ 5 sec	34
12	881	Jacob Trost	DEU	ADAC Hessen-Thüringen e.V. DUTT MOTORSPORT by FENSTER.COM	LUX	NKA41233 IDCK867	Tony Kart/IAME/Komet	12	10:40.254 9.361	52.152		32
13	833	Jannik Remmert	DEU	VDB Kart Racing	DEU	ITE19994 KBF10478	Tony Kart/IAME/Komet	12	10:40.286 9.393	52.192		30
14	855	Matti Klasen	DEU	DSK e.V. Ja zum Motorsport RMW Motorsport	DEU	ITE13782 BIC39010	Tony Kart/IAME/Komet	12	10:41.453 10.560	52.285		28
15	927	Colin Sandner	DEU	Team NKS	DEU	ITC-C17316 KBF42057	DR/IAME/	12	10:41.750 10.857	51.922		26
16	811	Karl Schmiederer	DEU	RS-Motorsport	DEU	ITE39775 KBF40372	CRG/IAME/Komet	12	10:42.533 11.640	52.056	+ 5 sec	24
17	888	Louis Schütze	DEU	Ebert Motorsport	DEU	ITE 17941 KBF38528	OTK/IAME/Komet	12	10:43.847 12.954	52.119	+ 5 sec	22
18	808	Eric Wess	DEU	Kartshop Ampfing	DEU	ITE44964 KBF25142	Drago Corse/IAME/Komet	12	10:44.520 13.627	52.217		20
19	843	Luis Simon	DEU	PCH Racing	DEU	NKA36581 KBF39956	LN/IAME/Komet	12	10:45.915 15.022	52.747		18
20	924	Leonard Frey	DEU	Team Hemkemeyer	DEU	NKA39318 IDC42853	OTK /IAME /Komet	12	10:47.411 16.518	52.114	+ 5 sec	17
21	872	Tobias Burgstahler	DEU	ADAC Württemberg e.V. Stern Motorsport	DEU	NKA38364 KBF38195	KR/IAME/Komet	12	10:48.802 17.909	52.987		16
22	817	Maximilian Engelstädter	DEU	Dörr Motorsport	DEU	NKA40565 BIF38420	KR/IAME/Komet	12	10:49.009 18.116	52.938		15
23	926	Arham Gandhi	DEU	Team Hemkemeyer	DEU	NKA41855 KBF42853	Maranello /IAME/	12	10:50.991 20.098	52.498	+ 5 sec	14


Announcements

836,830 + 5 sec push

#924,926,811,888 + 5 sec front fairing

Timekeeper
M.Riehmers

Race Director
H.Seidel



INT. ADAC Kartrennen Arena E

X30 SENIOR

Arena E Mülsen 1,315 Km

Super Heat Group B

11.08.2024 11:26

Race (12 Laps) started at 11:30:52

Lap	Time of Day	Lap Tm	Diff	SF Tm	S1 Tm	S2 Tm	Lap	Time of Day	Lap Tm	Diff	SF Tm	S1 Tm	S2 Tm
(810) Daniel Guinchard							3	11:33:34.016	52.898	+1.039	23.073	14.893	14.932
1	11:31:46.700	54.577	+2.768	24.043	15.219	15.315	4	11:34:26.824	52.808	+0.949	22.895	14.944	14.969
2	11:32:40.304	53.604	+1.795	23.338	15.040	15.226	5	11:35:19.156	52.332	+0.473	22.774	14.681	14.877
3	11:33:33.248	52.944	+1.135	23.035	14.773	15.136	6	11:36:12.113	52.957	+1.098	23.283	14.801	14.873
4	11:34:26.576	53.328	+1.519	23.326	15.039	14.963	7	11:37:04.788	52.675	+0.816	23.224	14.657	14.794
5	11:35:18.869	52.293	+0.484	22.788	14.618	14.887	8	11:37:56.694	51.906	+0.047	22.564	14.636	14.706
6	11:36:11.352	52.483	+0.674	23.016	14.590	14.877	9	11:38:48.741	52.047	+0.188	22.669	14.586	14.792
7	11:37:03.218	51.866	+0.057	22.566	14.576	14.724	10	11:39:40.600	51.859	22.650		14.553	14.756
8	11:37:55.027	51.809		22.490	14.518	14.801	11	11:40:32.926	52.326	+0.467	22.960	14.503	14.863
9	11:38:46.937	51.910	+0.101	22.542	14.520	14.848	12	11:41:27.474	54.548	+2.689	23.377	16.159	15.012
10	11:39:38.854	51.917	+0.108	22.655	14.494	14.768	(844) Kevin Wagner						
11	11:40:30.869	52.015	+0.206	22.778	14.525	14.712	1	11:31:50.127	57.238	+5.179	26.132	15.776	15.330
12	11:41:23.016	52.147	+0.338	22.819	14.381	14.947	2	11:32:43.167	53.040	+0.981	23.134	14.932	14.974
(809) Luis Esser							3	11:33:36.963	53.796	+1.737	23.273	15.519	15.004
1	11:31:47.464	55.075	+3.271	24.664	15.290	15.121	4	11:34:29.112	52.149	+0.090	22.710	14.632	14.807
2	11:32:40.936	53.472	+1.668	23.460	15.072	14.940	5	11:35:21.353	52.241	+0.182	22.717	14.617	14.907
3	11:33:33.764	52.828	+1.024	23.076	14.854	14.898	6	11:36:13.533	52.180	+0.121	22.763	14.537	14.880
4	11:34:26.295	52.531	+0.727	22.891	14.745	14.895	7	11:37:05.934	52.401	+0.342	22.725	14.544	15.132
5	11:35:18.625	52.330	+0.526	22.736	14.713	14.881	8	11:37:58.003	52.069	+0.010	22.717	14.506	14.846
6	11:36:11.222	52.597	+0.793	22.984	14.676	14.937	9	11:38:50.062	52.059	22.709	14.497	14.853	
7	11:37:03.119	51.897	+0.093	22.549	14.579	14.769	10	11:39:42.797	52.735	+0.676	22.800	15.018	14.917
8	11:37:55.369	52.250	+0.446	22.852	14.576	14.822	11	11:40:35.974	53.177	+1.118	23.157	15.152	14.868
9	11:38:47.399	52.030	+0.226	22.636	14.640	14.754	12	11:41:29.806	53.832	+1.773	22.943	14.864	16.025
10	11:39:39.203	51.804		22.628	14.531	14.745	(890) Leonard Hocker						
11	11:40:31.097	51.894	+0.090	22.633	14.512	14.749	1	11:31:48.305	55.731	+3.929	25.270	15.359	15.102
12	11:41:23.412	52.315	+0.511	22.967	14.499	14.849	2	11:32:41.640	53.335	+1.533	23.456	14.902	14.977
(854) Daniel Brozovic							3	11:33:37.173	55.533	+3.731	24.981	15.585	14.967
1	11:31:49.414	56.614	+5.082	26.115	15.442	15.057	4	11:34:29.692	52.519	+0.717	22.892	14.760	14.867
2	11:32:42.524	53.110	+1.578	23.164	14.999	14.947	5	11:35:21.722	52.030	+0.228	22.696	14.540	14.794
3	11:33:35.543	53.019	+1.487	23.370	14.807	14.842	6	11:36:13.861	52.139	+0.337	22.697	14.620	14.822
4	11:34:27.486	51.943	+0.411	22.564	14.571	14.808	7	11:37:06.101	52.240	+0.438	22.833	14.550	14.857
5	11:35:19.481	51.995	+0.463	22.509	14.614	14.872	8	11:37:58.318	52.217	+0.415	22.816	14.638	14.763
6	11:36:11.758	52.277	+0.745	22.694	14.637	14.946	9	11:38:50.120	51.802	22.620	14.434	14.748	
7	11:37:03.928	52.170	+0.638	22.938	14.512	14.720	10	11:39:42.858	52.738	+0.936	23.414	14.606	14.718
8	11:37:55.460	51.532		22.360	14.491	14.681	11	11:40:35.790	52.932	+1.130	23.024	15.057	14.851
9	11:38:47.006	51.546	+0.014	22.483	14.453	14.610	12	11:41:30.125	54.335	+2.533	22.938	14.962	16.435
10	11:39:38.558	51.552	+0.020	22.452	14.445	14.655	(830) Max Hezel						
11	11:40:30.523	51.965	+0.433	22.765	14.413	14.787	1	11:31:46.987	54.631	+2.804	24.038	15.390	15.203
12	11:41:25.603	55.080	+3.548	25.224	15.037	14.819	2	11:32:40.542	53.555	+1.728	23.387	15.160	15.008
(823) Jason Bralic							3	11:33:33.532	52.990	+1.163	23.277	14.853	14.860
1	11:31:47.071	54.770	+3.100	24.174	15.496	15.100	4	11:34:26.042	52.510	+0.683	22.880	14.790	14.840
2	11:32:40.660	53.589	+1.919	23.385	15.288	14.916	5	11:35:18.366	52.324	+0.497	22.668	14.666	14.990
3	11:33:33.412	52.752	+1.082	22.993	14.760	14.999	6	11:36:10.854	52.488	+0.661	22.840	14.680	14.968
4	11:34:25.946	52.534	+0.864	22.844	14.646	15.044	7	11:37:02.834	51.980	+0.153	22.568	14.535	14.877
5	11:35:18.470	52.524	+0.854	22.835	14.827	14.862	8	11:37:54.752	51.918	+0.091	22.603	14.480	14.835
6	11:36:11.713	53.243	+1.573	23.499	14.697	15.047	9	11:38:46.701	51.949	+0.122	22.523	14.542	14.884
7	11:37:05.427	53.714	+2.044	24.177	14.673	14.864	10	11:39:38.528	51.827	22.519	14.474	14.834	
8	11:37:57.299	51.872	+0.202	22.556	14.525	14.791	11	11:40:30.644	52.116	+0.289	22.903	14.528	14.685
9	11:38:49.044	51.745	+0.075	22.582	14.390	14.773	12	11:41:26.231	55.687	+3.760	25.357	15.437	14.793
10	11:39:40.714	51.670		22.369	14.562	14.739	(806) Moritz Fischer						
11	11:40:32.561	51.847	+0.177	22.540	14.459	14.848	1	11:31:50.771	57.556	+5.563	26.169	16.224	15.163
12	11:41:25.897	53.336	+1.666	23.408	15.007	14.921	2	11:32:44.337	53.566	+1.573	23.498	14.985	15.083
(820) Felix Maurer							3	11:33:39.414	55.077	+3.084	22.981	16.143	15.953
1	11:31:48.543	55.685	+3.896	25.389	15.349	14.947	4	11:34:32.677	53.263	+1.270	23.439	14.870	14.954
2	11:32:41.885	53.342	+1.553	23.656	14.841	14.845	5	11:35:24.907	52.230	+0.237	22.691	14.672	14.867
3	11:33:35.993	54.108	+2.319	24.339	14.884	14.885	6	11:36:17.533	52.626	+0.633	22.670	15.090	14.866
4	11:34:28.382	52.389	+0.600	22.841	14.677	14.871	7	11:37:09.857	52.324	+0.331	22.787	14.665	14.872
5	11:35:20.510	52.128	+0.339	22.672	14.575	14.881	8	11:38:02.106	52.249	+0.256	22.665	14.676	14.908
6	11:36:12.594	52.084	+0.295	22.712	14.513	14.859	9	11:38:54.227	52.121	+0.128	22.656	14.569	14.896
7	11:37:04.383	51.789		22.604	14.504	14.681	10	11:39:46.220	51.993	22.500	14.586	14.907	
8	11:37:56.252	51.869	+0.080	22.615	14.524	14.730	11	11:40:39.120	52.900	+0.907	23.417	14.611	14.872
9	11:38:48.124	51.872	+0.083	22.676	14.488	14.708	12	11:41:31.283	52.163	+0.170	22.676	14.592	14.895
10	11:39:39.933	51.809	+0.020	22.582	14.521	14.706	(836) Max Ohsenbrink						
11	11:40:32.139	52.206	+0.417	22.576	14.357	15.273	1	11:31:48.407	55.658	+3.682	25.257	15.380	15.021
12	11:41:25.931	53.792	+2.003	23.913	15.092	14.787	2	11:32:41.696	53.289	+1.313	23.507	14.913	14.869
(821) Manuel Wagner							3	11:33:34.805	53.109	+1.133	23.264	14.800	15.045
1	11:31:47.405	54.978	+3.119	24.428	15.361	15.189	4	11:34:27.141	52.336	+0.360	22.815	14.603	14.918
2	11:32:41.118	53.713	+1.854	23.683	15.072	14.958	5	11:35:19.212	52.071	+0.095	22.627	14.634	14.810
							6	11:36:11.845	52.633	+0.657	23.029	14.753	14.851

Orbits



INT. ADAC Kartrennen Arena E

X30 SENIOR

Arena E Mülsen 1,315 Km


Super Heat Group B

11.08.2024 11:26

Race (12 Laps) started at 11:30:52

Lap	Time of Day	Lap Tm	Diff	SF Tm	S1 Tm	S2 Tm	Lap	Time of Day	Lap Tm	Diff	SF Tm	S1 Tm	S2 Tm
7	11:37:04.220	52.375	+0.399	23.040	14.554	14.781	11	11:40:36.155	52.495	+0.439	22.845	14.844	14.806
8	11:37:56.532	52.312	+0.336	22.849	14.682	14.781	12	11:41:29.656	53.501	+1.445	22.937	14.838	15.726
9	11:38:48.514	51.982	+0.006	22.600	14.533	14.849	(888) Louis Schütze						
10	11:39:40.490	51.976		22.624	14.495	14.857	1	11:31:51.069	57.888	+5.769	26.069	16.587	15.232
11	11:40:32.703	52.213	+0.237	22.660	14.481	15.172	2	11:32:44.857	53.788	+1.669	23.606	15.151	15.031
12	11:41:27.323	54.620	+2.644	23.480	15.959	15.181	3	11:33:38.614	53.757	+1.638	22.864	15.610	15.283
(881) Jacob Trost							4	11:34:31.784	53.170	+1.051	23.555	14.657	14.958
1	11:31:51.344	57.762	+5.610	25.920	16.530	15.312	5	11:35:24.101	52.317	+0.198	22.837	14.611	14.869
2	11:32:45.310	53.966	+1.814	23.879	15.165	14.922	6	11:36:16.425	52.324	+0.205	22.726	14.691	14.907
3	11:33:38.784	53.474	+1.322	23.003	15.211	15.260	7	11:37:08.544	52.119		22.626	14.619	14.874
4	11:34:32.131	53.347	+1.195	23.637	14.798	14.912	8	11:38:00.901	52.357	+0.238	22.857	14.676	14.824
5	11:35:24.489	52.358	+0.206	22.790	14.730	14.838	9	11:38:53.545	52.644	+0.525	23.081	14.600	14.963
6	11:36:17.406	52.917	+0.765	22.748	15.252	14.917	10	11:39:45.879	52.334	+0.215	22.675	14.653	15.006
7	11:37:09.731	52.325	+0.173	22.729	14.751	14.845	11	11:40:38.724	52.845	+0.726	23.265	14.635	14.945
8	11:38:02.308	52.577	+0.425	23.033	14.749	14.795	12	11:41:30.970	52.246	+0.127	22.693	14.612	14.941
9	11:38:54.538	52.290	+0.078	22.681	14.683	14.866	(808) Eric Wess						
10	11:39:46.690	52.152		22.639	14.665	14.848	1	11:31:52.390	58.305	+6.088	26.441	16.489	15.375
11	11:40:39.539	52.849	+0.697	23.154	14.938	14.757	2	11:32:47.499	55.109	+2.892	24.678	15.242	15.189
12	11:41:32.377	52.838	+0.686	22.832	14.940	15.066	3	11:33:40.722	53.223	+1.006	23.351	14.772	15.100
(833) Jannik Remmert							4	11:34:34.603	53.881	+1.664	23.770	14.827	15.284
1	11:31:49.790	57.257	+5.065	25.847	16.134	15.276	5	11:35:27.035	52.432	+0.215	22.837	14.615	14.980
2	11:32:44.607	53.934	+1.742	23.792	15.082	15.060	6	11:36:19.705	52.670	+0.453	22.902	14.684	15.084
3	11:33:38.099	53.492	+1.300	22.928	15.359	15.205	7	11:37:13.119	53.414	+1.197	23.705	14.736	14.973
4	11:34:31.022	52.923	+0.731	23.049	14.856	15.018	8	11:38:05.725	52.606	+0.389	22.686	14.602	15.318
5	11:35:23.457	52.435	+0.243	22.767	14.662	15.006	9	11:38:59.087	53.362	+1.145	23.500	14.931	14.931
6	11:36:15.770	52.313	+0.121	22.737	14.675	15.001	10	11:39:51.721	52.634	+0.417	23.047	14.575	15.012
7	11:37:08.333	52.563	+0.371	22.824	14.722	15.017	11	11:40:43.938	52.217		22.740	14.503	14.974
8	11:38:00.816	52.483	+0.291	22.844	14.665	14.974	12	11:41:36.643	52.705	+0.488	22.965	14.678	15.062
9	11:38:53.745	52.929	+0.737	23.283	14.762	14.884	(843) Luis Simon						
10	11:39:45.937	52.192		22.578	14.729	14.885	1	11:31:51.601	58.088	+5.341	26.193	16.452	15.443
11	11:40:39.400	53.463	+1.271	23.842	14.804	14.817	2	11:32:45.766	54.165	+1.418	23.777	15.200	15.188
12	11:41:32.409	53.009	+0.817	23.183	14.897	14.929	3	11:33:39.486	53.720	+0.973	23.335	15.025	15.360
(855) Matti Klasen							4	11:34:33.714	54.228	+1.481	23.945	15.105	15.178
1	11:31:49.790	57.129	+4.844	26.166	15.805	15.158	5	11:35:26.747	53.033	+0.286	23.109	14.762	15.162
2	11:32:43.473	53.683	+1.398	23.387	15.276	15.020	6	11:36:19.649	52.902	+0.155	23.005	14.729	15.168
3	11:33:37.918	54.445	+2.160	23.298	15.999	15.148	7	11:37:13.300	53.651	+0.904	23.843	14.894	14.914
4	11:34:31.168	53.250	+0.965	23.028	15.262	14.960	8	11:38:06.047	52.747		23.027	14.666	15.054
5	11:35:23.839	52.671	+0.386	22.836	14.861	14.974	9	11:38:58.906	52.859	+0.112	23.126	14.657	15.076
6	11:36:17.950	54.111	+1.826	22.844	16.284	14.983	10	11:39:52.162	53.256	+0.509	23.455	14.792	15.009
7	11:37:10.891	52.941	+0.656	23.204	14.868	14.869	11	11:40:44.971	52.809	+0.062	23.097	14.704	15.008
8	11:38:03.907	53.016	+0.731	23.327	14.795	14.894	12	11:41:38.038	53.067	+0.320	23.224	14.689	15.154
9	11:38:56.384	52.477	+0.192	22.784	14.708	14.985	(924) Leonard Frey						
10	11:39:48.807	52.423	+0.138	22.735	14.734	14.954	1	11:31:51.012	57.786	+5.672	25.934	16.557	15.295
11	11:40:41.291	52.484	+0.199	22.838	14.743	14.903	2	11:32:45.247	54.235	+2.121	23.937	15.198	15.100
12	11:41:33.576	52.285		22.745	14.700	14.840	3	11:33:38.857	53.610	+1.496	23.301	15.122	15.187
(927) Colin Sandner							4	11:34:32.739	53.882	+1.768	24.109	14.894	14.879
1	11:31:48.242	55.738	+3.816	25.065	15.332	15.341	5	11:35:25.581	52.842	+0.728	22.948	14.846	15.048
2	11:32:42.863	54.621	+2.699	24.593	14.906	15.122	6	11:36:18.116	52.535	+0.421	22.768	14.778	14.989
3	11:33:40.664	57.801	+5.879	23.509	17.953	16.339	7	11:37:11.070	52.954	+0.840	22.926	15.165	14.863
4	11:34:34.660	53.996	+2.074	23.705	14.833	15.458	8	11:38:04.621	53.551	+1.437	23.844	14.812	14.895
5	11:35:27.362	52.702	+0.780	23.006	14.668	15.028	9	11:38:57.171	52.550	+0.436	22.918	14.640	14.992
6	11:36:19.800	52.438	+0.516	22.767	14.690	14.981	10	11:39:49.285	52.114		22.637	14.573	14.904
7	11:37:12.729	52.929	+1.007	23.354	14.551	15.024	11	11:40:41.791	52.506	+0.392	22.712	14.850	14.944
8	11:38:05.439	52.710	+0.788	22.718	14.721	15.271	12	11:41:34.534	52.743	+0.629	23.065	14.743	14.935
9	11:38:57.565	52.126	+0.204	22.776	14.412	14.938	(872) Tobias Burgstahler						
10	11:39:49.487	51.922		22.591	14.447	14.884	1	11:31:52.196	57.978	+4.991	26.166	16.492	15.320
11	11:40:41.852	52.365	+0.443	22.716	14.777	14.872	2	11:32:47.808	55.612	+2.625	24.845	15.654	15.113
12	11:41:33.873	52.021	+0.099	22.670	14.419	14.932	3	11:33:41.394	53.586	+0.599	23.328	15.004	15.254
(811) Karl Schmiederer							4	11:34:34.998	53.604	+0.617	23.455	14.984	15.165
1	11:31:47.857	55.332	+3.276	24.867	15.279	15.186	5	11:35:28.370	53.372	+0.385	23.335	14.929	15.108
2	11:32:41.389	53.532	+1.476	23.404	15.128	15.000	6	11:36:21.643	53.273	+0.286	23.253	14.857	15.163
3	11:33:36.350	54.961	+2.905	24.756	15.257	14.948	7	11:37:15.048	53.405	+0.418	23.317	14.960	15.128
4	11:34:28.920	52.570	+0.514	22.924	14.692	14.954	8	11:38:08.035	52.987		23.068	14.780	15.139
5	11:35:21.286	52.366	+0.310	22.781	14.600	14.985	9	11:39:01.330	53.295	+0.308	23.378	14.770	15.147
6	11:36:13.802	52.516	+0.460	22.976	14.666	14.874	10	11:39:54.442	53.112	+0.125	23.201	14.760	15.151
7	11:37:06.652	52.860	+0.794	23.216	14.695	14.939	11	11:40:47.652	53.210	+0.223	23.144	14.848	15.218
8	11:37:59.183	52.531	+0.475	22.925	14.680	14.926	12	11:41:40.925	53.273	+0.286	23.157	14.917	15.199
9	11:38:51.604	52.421	+0.365	22.912	14.568	14.941	(817) Maximilian Engelstädter						
10	11:39:43.660	52.056		22.690	14.532	14.834							

Orbits





INT. ADAC Kartrennen Arena E

X30 SENIOR

Arena E Mülsen 1,315 Km

Super Heat Group B

11.08.2024 11:26

Race (12 Laps) started at 11:30:52

Lap	Time of Day	Lap Tm	Diff	SF Tm	S1 Tm	S2 Tm	Lap	Time of Day	Lap Tm	Diff	SF Tm	S1 Tm	S2 Tm
1	11:31:52.093	58.247	+5.309	26.393	16.419	15.435							
2	11:32:48.227	56.134	+3.196	25.168	15.642	15.324							
3	11:33:42.238	54.011	+1.073	23.445	15.219	15.347							
4	11:34:35.737	53.499	+0.561	23.242	15.034	15.223							
5	11:35:28.983	53.246	+0.308	23.234	14.842	15.170							
6	11:36:22.241	53.258	+0.320	23.017	14.982	15.259							
7	11:37:15.515	53.274	+0.336	23.198	14.906	15.170							
8	11:38:08.645	53.130	+0.192	23.213	14.754	15.163							
9	11:39:01.583	52.938		23.151	14.746	15.041							
10	11:39:54.693	53.110	+0.172	23.130	14.872	15.108							
11	11:40:47.859	53.166	+0.228	23.091	14.915	15.160							
12	11:41:41.132	53.273	+0.335	23.284	14.797	15.192							

(926) Arham Gandhi

1	11:31:51.975	57.953	+5.455	26.049	16.323	15.581							
2	11:32:46.071	54.096	+1.598	23.821	15.219	15.056							
3	11:33:39.549	53.478	+0.980	23.381	15.017	15.080							
4	11:34:33.385	53.836	+1.338	23.776	15.026	15.034							
5	11:35:26.080	52.695	+0.197	22.952	14.761	14.982							
6	11:36:18.578	52.493		22.747	14.748	15.003							
7	11:37:11.240	52.662	+0.164	22.862	14.897	14.903							
8	11:38:05.630	54.390	+1.892	23.739	15.102	15.549							
9	11:38:59.348	53.718	+1.220	23.571	15.213	14.934							
10	11:39:52.494	53.146	+0.648	23.107	15.071	14.968							
11	11:40:45.037	52.543	+0.045	22.857	14.777	14.909							
12	11:41:38.114	53.077	+0.579	23.407	14.724	14.946							




INT. ADAC Kartrennen Arena E
Lapchart

X30 SENIOR

Arena E Mülsen 1,315 Km

Super Heat Group B

11.08.2024 11:26

Race (12 Laps) started at 11:30:52

Competitors	Laps													
	0	1	2	3	4	5	6	7	8	9	10	11	12	
Daniel Guinchart (810)	1	810	810	810	810	823	830	830	830	830	830	854	810	
Jason Bralic (823)	2	823	830	830	823	830	823	809	809	810	810	854	830	809
Max Hezel (830)	3	830	823	823	830	809	809	810	810	809	854	810	810	854
Luis Esser (809)	4	809	821	809	809	810	810	823	854	854	809	809	809	823
Manuel Wagner (821)	5	821	809	821	821	821	821	854	836	820	820	820	820	820
Colin Sandner (927)	6	927	811	811	836	836	836	836	820	836	836	836	823	830
Karl Schmiederer (811)	7	811	927	890	854	854	854	821	821	821	821	821	836	836
Leonard Hocker (890)	8	890	890	836	820	820	820	820	823	823	823	823	821	821
Matti Klasen (855)	9	855	836	820	811	811	811	844	844	844	844	844	890	811
Max Ohsenbrink (836)	10	836	820	854	844	844	844	811	890	890	890	890	844	844
Daniel Brozovic (854)	11	854	854	927	890	890	890	890	811	811	811	811	811	890
Felix Maurer (820)	12	820	855	844	855	833	833	833	833	833	888	888	888	888
Kevin Wagner (844)	13	844	844	855	833	855	855	888	888	888	833	833	806	806
Louis Schütze (888)	14	888	833	806	888	888	888	881	881	806	806	806	833	881
Moritz Fischer (806)	15	806	806	833	881	881	881	806	806	881	881	881	881	833
Leonard Frey (924)	16	924	924	888	924	806	806	855	855	855	855	855	855	855
Jannik Remmert (833)	17	833	888	924	806	924	924	924	924	924	924	924	924	927
Luis Simon (843)	18	843	881	881	843	926	926	926	926	927	927	927	927	924
Jacob Trost (881)	19	881	843	843	926	843	843	843	927	926	843	808	808	808
Maximilian Engelstädter (817)	20	817	926	926	927	808	808	808	808	808	808	843	843	843
Arham Gandhi (926)	21	926	817	808	808	927	927	927	843	843	926	926	926	926
Eric Wess (808)	22	808	872	872	872	872	872	872	872	872	872	872	872	872
Tobias Burgstahler (872)	23	872	808	817	817	817	817	817	817	817	817	817	817	817





X30 SENIOR

Super Heat Group B Rev 2

Track length: 1.315 Km

Race Started: 11:30:52

Best Lap by: 854 - Daniel Brozovic - 51.532

Rank	#	Driver	Nat	Sponsor Entrant	Nat	License E-License	Make	laps	T. Time Diff	Best Lap	Penalty	Points
1	810	Daniel Guinchar	GBR	SFR Motorsport	GBR	ITC-C292117 IBL368379	KR/IAME/Komet	12	10:30.893	51.809		75
2	809	Luis Esser	DEU	RMW Motorsport	DEU	ITE 11661 KBF39010	OTK/IAME/Komet	12	10:31.289 0.396	51.804		69
3	854	Daniel Brozovic	DEU	Valier Motorsport	DEU	ITE 42036 KBF39300	Energy/IAME/Komet	12	10:33.480 2.587	51.532		63
4	823	Jason Bralic	NLD	SIM-ON	DEU	ITF46957 KBF39246	Kosmic/IAME/Komet	12	10:33.774 2.881	51.670		57
5	820	Felix Maurer	DEU	DUTT MOTORSPORT by FENSTER.com	LUX	NKA41244 IBLK867	Tony Kart/IAME/Komet	12	10:33.808 2.915	51.789		51
6	821	Manuel Wagner	DEU	RS-Motorsport	DEU	ITE 39259 KBF40372	CRG/IAME/Komet	12	10:35.351 4.458	51.859		48
7	890	Leonard Hocker	DEU	RS-Motorsport	DEU	NKA22440 KBF40372	CRG/IAME/Komet	12	10:38.002 7.109	51.802		45
8	830	Max Hezel	DEU	ADAC Hessen-Thüringen e.V. CV Performance Group	DEU	ITF38265 BIF38321	KR/IAME/Komet	12	10:39.108 8.215	51.827	+ 5 sec	42
9	806	Moritz Fischer	DEU	ADAC Pfalz e.V. DUTT MOTORSP. by FENSTER.COM	LUX	NKA26409 IBLK867	Tony Kart/IAME/Komet	12	10:39.160 8.267	51.993		39
10	836	Max Ohsenbrink	DEU	KSL Racing Team	DEU	ITE18670 KBF1304585	Alonso/IAME/Komet	12	10:40.200 9.307	51.976	+ 5 sec	36
11	881	Jacob Trost	DEU	ADAC Hessen-Thüringen e.V. DUTT MOTORSPORT by FENSTER.COM	LUX	NKA41233 IDCK867	Tony Kart/IAME/Komet	12	10:40.254 9.361	52.152		34
12	833	Jannik Remmert	DEU	VDB Kart Racing	DEU	ITE19994 KBF10478	Tony Kart/IAME/Komet	12	10:40.286 9.393	52.192		32
13	855	Matti Klasen	DEU	DSK e.V. Ja zum Motorsport RMW Motorsport	DEU	ITE13782 BIC39010	Tony Kart/IAME/Komet	12	10:41.453 10.560	52.285		30
14	927	Colin Sandner	DEU	Team NKS	DEU	ITC-C17316 KBF42057	DR/IAME/	12	10:41.750 10.857	51.922		28
15	811	Karl Schmiederer	DEU	RS-Motorsport	DEU	ITE39775 KBF40372	CRG/IAME/Komet	12	10:42.533 11.640	52.056	+ 5 sec	26
16	844	Kevin Wagner	DEU	MSC-Langenfeld e. V. im ADAC TB Racing Team	DEU	ITE 11828 KBF38262	KR/IAME/Komet	12	10:42.683 11.790	52.059	+ 5 sec	24
17	888	Louis Schütze	DEU	Ebert Motorsport	DEU	ITE 17941 KBF38528	OTK/IAME/Komet	12	10:43.847 12.954	52.119	+ 5 sec	22
18	808	Eric Wess	DEU	Kartshop Ampfing	DEU	ITE44964 KBF25142	Drago Corse/IAME/Komet	12	10:44.520 13.627	52.217		20
19	843	Luis Simon	DEU	PCH Racing	DEU	NKA36581 KBF39956	LN/IAME/Komet	12	10:45.915 15.022	52.747		18
20	924	Leonard Frey	DEU	Team Hemkemeyer	DEU	NKA39318 IDC42853	OTK /IAME /Komet	12	10:47.411 16.518	52.114	+ 5 sec	17
21	872	Tobias Burgstahler	DEU	ADAC Württemberg e.V. Stern Motorsport	DEU	NKA38364 KBF38195	KR/IAME/Komet	12	10:48.802 17.909	52.987		16
22	817	Maximilian Engelstädter	DEU	Dörr Motorsport	DEU	NKA40565 BIF38420	KR/IAME/Komet	12	10:49.009 18.116	52.938		15
23	926	Arham Gandhi	DEU	Team Hemkemeyer	DEU	NKA41855 KBF42853	Maranello /IAME/	12	10:50.991 20.098	52.498	+ 5 sec	14


Announcements

836,830,844 + 5 sec push

#924,926,811,888 + 5 sec front fairing

Timekeeper
M.Riehmers

Race Director
H.Seidel



DKM Round 5

X30 Senioren

Mülser II

Final Intermediate Classification

Pos. No.	Firstname	Lastname	Nat.		Nat.		Sponsor	QP	Total PTS	BC	AC	AB	SHA	SHB
			Dri	Entrant	Ent	Make								
1	895	Phil Colin	DEU	Ebert Motorsport	DEU	LN/IAME/Komet	ADAC Württemberg e.V.	2	175	50	--	50	75	--
2	810	Daniel	GBR	SFR Motorsport	GBR	KR/IAME/Komet		8	160	41	--	44	--	75
3	885	Carl	DEU	Falcon Racing Team	NLD	Falcon/IAME/Komet		10	145	--	44	38	63	--
4	809	Luis	DEU	RMW Motorsport	DEU	OTK/IAME/Komet		19	144	--	34	41	--	69
5	822	Elia	DEU	SIM-ON	DEU	Kosmic/IAME/Komet	DSK e.V. Ja zum Motorsport	3	140	44	27	--	69	--
6	823	Jason	NLD	SIM-ON	DEU	Kosmic/IAME/Komet		4	137	--	50	30	--	57
7	887	Torben	DEU	CV Performance Group	DEU	KR/IAME/Komet	MSC Groß Dölln e.V. im ADAC	7	132	--	41	34	57	--
8	854	Daniel	DEU	Valier Motorsport	DEU	Energy/IAME/Komet		47	115	27	--	25	--	63
9	829	Lutz	DEU	KSL Racing Team	DEU	Alonso/IAME/Komet		9	114	38	28	--	48	--
10	821	Manuel	DEU	RS-Motorsport	DEU	CRG/IAME/Komet		12	112	32	32	--	--	48
11	877	Niklas	DEU	SIM-ON	DEU	Kosmic/IAME/Komet	MSC-Langefeld e. V. im ADA	15	111	30	30	--	51	--
12	830	Max	DEU	CV Performance Group	DEU	KR/IAME/Komet	ADAC Hessen-Thüringen e.V.	1	110	--	36	32	--	42
13	812	Rocco	DEU	AT-Motorsport	DEU	Exprit/IAME/Komet	ADAC Württemberg e.V.	11	109	36	--	28	45	--
14	890	Leonard	DEU	RS-Motorsport	DEU	CRG/IAME/Komet		5	104	23	--	36	--	45
15	920	Donar	LIE	Stern Motorsport	DEU	KR/IAME/Komet		14	94	34	--	24	36	--
16	820	Felix	DEU	DUTT MOTORSPORT by FENSTER.com	LUX	Tony Kart/IAME/Komet		40	93	--	23	19	--	51
17	927	Colin	DEU	Team NKS	DEU	DR/IAME/		6	92	26	38	--	--	28
18	884	Davin	DEU	CV Performance Group	DEU	KR/IAME/Komet	ADAC Südbaden e.V.	22	81	--	16	26	39	--
19	811	Karl	DEU	RS-Motorsport	DEU	CRG/IAME/Komet		25	78	--	25	27	--	26
20	905	Maxim	NLD	Falcon Racing Team	NLD	Falcon/IAME/Komet		33	78	28	24	--	26	--
21	815	Moritz	DEU	NEES RACING	DEU	Maranello/IAME/Komet	ADAC Südbaden e.V.	13	77	--	21	14	42	--
22	855	Matti	DEU	RMW Motorsport	DEU	Tony Kart/IAME/Komet	DSK e.V. Ja zum Motorsport	38	75	22	--	23	--	30
23	904	Tobias	DEU	Sonja Feeser	DEU	LN/IAME/Komet		18	73	19	26	--	28	--
24	836	Max	DEU	KSL Racing Team	DEU	Alonso/IAME/Komet		24	72	21	15	--	--	36
25	806	Moritz	DEU	DUTT MOTORSP. by FENSTER.COM	LUX	Tony Kart/IAME/Komet	ADAC Pfalz e.V.	27	68	7	22	--	--	39
26	807	Marlon	DEU	AT Motorsport	DEU	Exprit/IAME/Komet		20	65	24	--	7	34	--
27	881	Jacob	DEU	DUTT MOTORSPORT by FENSTER.COM	LUX	Tony Kart/IAME/Komet	ADAC Hessen-Thüringen e.V.	45	65	17	14	--	--	34
28	833	Jannik	DEU	VDB Kart Racing	DEU	Tony Kart/IAME/Komet		16	64	--	20	12	--	32
29	891	Luka	NLD	PCH Racing	DEU	KR/IAME/Komet		32	61	18	--	13	30	--
30	899	Luke	DEU	AT Motorsport	DEU	OTK/IAME/Komet		39	58	15	19	--	24	--
31	844	Kevin	DEU	TB Racing Team	DEU	KR/IAME/Komet	MSC-Langefeld e. V. im ADA	42	58	16	18	--	--	24
32	818	Matthy	DEU	VDB Kart Racing	DEU	Tony Kart/IAME/Komet		23	57	25	--	15	17	--
33	888	Louis	DEU	Ebert Motorsport	DEU	OTK/IAME/Komet		28	53	--	9	22	--	22
34	924	Leonard	DEU	Team Hemkemeyer	DEU	OTK /IAME /Komet		35	52	14	--	21	--	17
35	925	Charles	CHE	SIM-ON	DEU	Kosmic/IAME/Komet		26	49	9	--	20	20	--
36	816	Elias	DEU	VDB Kart Racing	DEU	Tony Kart/IAME/Komet		17	48	11	--	5	32	--
Not qualified for Final from position 37														
37	898	Hawk Baylaan	GBR	AT Motorsport	DEU	Exprit/IAME/Komet		36	47	20	13	--	14	--
38	834	Moritz	DEU	Team NKS	DEU	DR/IAME/Komet		34	45	--	12	17	16	--
39	843	Luis	DEU	PCH Racing	DEU	LN/IAME/Komet		43	42	--	6	18	--	18
40	882	Colin	DEU	Team Hemkemeyer	DEU	Sodi/IAME/Komet		44	42	13	--	11	18	--
41	926	Arham	DEU	Team Hemkemeyer	DEU	Maranello /IAME/		31	41	--	11	16	--	14
42	808	Eric	DEU	Kartshop Ampfing	DEU	Drago Corse/IAME/Komet		30	40	10	10	--	--	20
43	825	Julian	DEU	Dörr Motorsport	DEU	KR/IAME/Komet		21	38	8	17	--	13	--
44	980	Benno	DEU	Rocco Drelok	DEU	Tony Kart/IAME/Komet		37	33	--	8	10	15	--
45	817	Maximilian	DEU	Dörr Motorsport	DEU	KR/IAME/Komet		41	33	12	--	6	--	15

Announcements: These results are provisional until the conclusion of any judicial and technical matters

Race Director Horst Seidel:



Timekeeping M. Riehmers:



Printed: 11.08.2024 12:42

Posted at: h





DKM Round 5

X30 Senioren

Mülsen II


Ranking after Heats

Pos. No.	Firstname	Lastname	Nat.		Nat.		Sponsor	Total							
			Dri	Entrant	Ent	Make		QP	PTS	B-C	A-C	A-B	SHA	SHB	
46	872	Tobias	Burgstahler	DEU	Stern Motorsport	DEU	KR/IAME/Komet	ADAC Württemberg e.V.	46	32	--	7	9	--	16
47	876	Cemil	Bayyati	DEU	Dörr Motorsport	DEU	KR/IAME/Komet		29	31	1	--	8	22	--


Announcements:

----- These results are provisional until the conclusion of any judicial and technical matters -----

Race Director Horst Seidel:



Timekeeping M. Riehmers:



Printed: 11.08.2024 12:42

Posted at: h





DKM Round 5

Class: X30 Senioren

Date/Time: 11.08.2024 15:15

Track: Mülsen II

Heat: Final

Laps: 14 lap

Mülsen II

Final

14 lap

Edition 1

Charles Troxler	925	Kosmic/IAME/Komet	18	Elias Schorneck	816	Kart/IAME/Komet
	35				36	
Louis Schütze	888	OTK/IAME/Komet	17	Leonard Frey	924	OTK/IAME/Komet
	33				34	
Kevin Wagner	844	KR/IAME/Komet	16	Matthy Vandebroek	818	Kart/IAME/Komet
	31				32	
Luka Koullen	891	KR/IAME/Komet	15	Luke Neubauer	899	OTK/IAME/Komet
	29				30	
Jacob Trost	881	Kart/IAME/Komet	14	Jannik Remmert	833	Kart/IAME/Komet
	27				28	
Moritz Fischer	806	Kart/IAME/Komet	13	Marlon Vatter	807	Expri/IAME/Komet
	25				26	
Tobias Feeser	904	LN/IAME/Komet	12	Max Ohsenbrink	836	Alonso/IAME/Komet
	23				24	
Moritz Wolber	815	Maranello/IAME/Komet	11	Matti Klasen	855	Kart/IAME/Komet
	21				22	
Karl Schmiederer	811	CRG/IAME/Komet	10	Maxim Haroutounian	905	Falcon/IAME/Komet
	19				20	
Colin Sandner	927	DR/IAME/	9	Davin Singer	884	KR/IAME/Komet
	17				18	
Donar Munding	920	KR/IAME/Komet	8	Felix Maurer	820	Kart/IAME/Komet
	15				16	
Rocco Curcio	812	Expri/IAME/Komet	7	Leonard Hocker	890	CRG/IAME/Komet
	13				14	
Niklas Hirsch	877	Kosmic/IAME/Komet	6	Max Hezel	830	KR/IAME/Komet
	11				12	
Lutz Ohsenbrink	829	Alonso/IAME/Komet	5	Manuel Wagner	821	CRG/IAME/Komet
	9				10	
Torben Gröndahl	887	KR/IAME/Komet	4	Daniel Brozovic	854	Energy/IAME/Komet
	7				8	
Elia Weiss	822	Kosmic/IAME/Komet	3	Jason Bralic	823	Kosmic/IAME/Komet
	5				6	
Carl Luthardt	885	Falcon/IAME/Komet	2	Luis Esser	809	OTK/IAME/Komet
	3				4	
Phil Colin Streng	895	LN/IAME/Komet	1	Daniel Guinchard	810	KR/IAME/Komet
	1				2	

Pole Position

Row

printed 11.08.2024 12:42





X30 SENIOR

Super Heat Group A Rev 2

Track length: 1.315 Km

Race Started: 11:05:27

Best Lap by: 895 - Phil Colin Streng - 51.178

Rank	#	Driver	Nat	Sponsor Entrant	Nat	License E-License	Make	laps	T. Time Diff	Best Lap	Penalty	Points
1	895	Phil Colin Streng	DEU	ADAC Württemberg e.V. Ebert Motorsport	DEU	ITE42785 EL38528	LN/IAME/Komet	12	10:23.470	51.178		75
2	822	Elia Weiss	DEU	DSK e.V. Ja zum Motorsport SIM-ON	DEU	ITE38504 KBF39246	Kosmic/IAME/Komet	12	10:24.032 0.562	51.222		69
3	885	Carl Luthardt	DEU	Falcon Racing Team	NLD	ITE 37029 IBL11345	Falcon/IAME/Komet	12	10:25.498 2.028	51.332		63
4	887	Torben Gröndahl	DEU	MSC Groß Dölln e.V. im ADAC CV Performance Group	DEU	ITC-C14120 BIF38321	KR/IAME/Komet	12	10:25.672 2.202	51.320		57
5	877	Niklas Hirsch	DEU	MSC-Langenfeld e. V. im ADAC SIM-ON	DEU	ITF39320 KBF39246	Kosmic/IAME/Komet	12	10:25.830 2.360	51.202		51
6	829	Lutz Ohsenbrink	DEU	KSL Racing Team	DEU	ITE40759 KBF1304585	Alonso/IAME/Komet	12	10:26.448 2.978	51.398		48
7	812	Rocco Curcio	DEU	ADAC Württemberg e.V. AT-Motorsport	DEU	ITE29607 KBF38996	Exprit/IAME/Komet	12	10:28.033 4.563	51.560		45
8	815	Moritz Wolber	DEU	ADAC Südbaden e.V. NEES RACING	DEU	NKA16641 BIF17863	Maranello/IAME/Komet	12	10:33.548 10.078	51.560		42
9	884	Davin Singer	DEU	ADAC Südbaden e.V. CV Performance Group	DEU	ITE 23384 BIF38321	KR/IAME/Komet	12	10:33.815 10.345	51.519		39
10	920	Donar Munding	LIE	Stern Motorsport	DEU	ITC-C1449 BIC38195	KR/IAME/Komet	12	10:34.919 11.449	51.616		36
11	807	Marlon Vatter	DEU	AT Motorsport	DEU	ITF38543 KBF38543	Exprit/IAME/Komet	12	10:34.988 11.518	51.449		34
12	816	Elias Schorneck	DEU	VDB Kart Racing	DEU	ITE40538 KBF10478	Tony Kart/IAME/Komet	12	10:35.872 12.402	51.487		32
13	891	Luka Koullen	NLD	PCH Racing	DEU	NKA50483 BIF39956	KR/IAME/Komet	12	10:38.059 14.589	51.638		30
14	904	Tobias Feeser	DEU	Sonja Feeser	DEU	ITE13863 BEK1198789	LN/IAME/Komet	12	10:38.333 14.863	51.768		28
15	905	Maxim Haroutounian	NLD	Falcon Racing Team	NLD	ITE49031 IBL11345	Falcon/IAME/Komet	12	10:40.477 17.007	51.853	+ 5 sec	26
16	876	Cemil Bayyati	DEU	Dörr Motorsport	DEU	ITG15366 BIF38420	KR/IAME/Komet	12	10:42.854 19.384	51.350		24
17	925	Charles Troxler	CHE	SIM-ON	DEU	ITF1054 KBF39246	Kosmic/IAME/Komet	12	10:43.577 20.107	51.715		22
18	882	Colin Hahn	DEU	Team Hemkemeyer	DEU	NKA25476 KBF42853	Sodi/IAME/Komet	12	10:45.332 21.862	52.362		20
19	818	Matthy Vandebroek	DEU	VDB Kart Racing	DEU	ITE 11491 KBF10478	Tony Kart/IAME/Komet	12	10:47.031 23.561	52.056	+ 5 sec	18
20	834	Moritz Schwing	DEU	Team NKS	DEU	ITE 12057 KBF29153	DR/IAME/Komet	12	10:47.790 24.320	51.903	+ 5 sec	17
21	980	Benno Drelok	DEU	Rocco Drelok	DEU	NKA10580 BEK1204567	Tony Kart/IAME/Komet	12	10:49.111 25.641	52.540		16
22	898	Hawk Baylaan White	GBR	AT Motorsport	DEU	ITE40903 BIC38996	Exprit/IAME/Komet	12	10:58.598 35.128	51.738	+ 5 sec	15
23	825	Julian Bub	DEU	Dörr Motorsport	DEU	ITF45440 BIC38420	KR/IAME/Komet	1	1:05.636 11 Laps	58.996	+ 5 sec	14

Not classified

DSQ	899	Luke Neubauer	DEU	AT Motorsport	DEU	ITE45043 KBF38996	OTK/IAME/Komet	12	DSQ	52.082		8
-----	-----	---------------	-----	---------------	-----	-------------------	----------------	----	-----	--------	--	---

Announcements

825,818,905,898,834 + 5 sec front fairing

899 DQ Steward decision

Timekeeper
M.Riehmers

Race Director
H.Seidel

Page 1/1

These results are provisional until the conclusion of any judicial and technical matters!

Printed: 11.08.2024 / 13:03



DKM Round 5

X30 Senioren

Mülser II

Final Intermediate Classification Revision 2

Pos. No.	Firstname	Lastname	Nat.	Entrant	Nat.	Make	Sponsor	QP	Total PTS	BC	AC	AB	SHA	SHB
1	895	Phil Colin	DEU	Ebert Motorsport	DEU	LN/IAME/Komet	ADAC Württemberg e.V.	2	175	50	--	50	75	--
2	810	Daniel	GBR	SFR Motorsport	GBR	KR/IAME/Komet		8	160	41	--	44	--	75
3	885	Carl	DEU	Falcon Racing Team	NLD	Falcon/IAME/Komet		10	145	--	44	38	63	--
4	809	Luis	DEU	RMW Motorsport	DEU	OTK/IAME/Komet		19	144	--	34	41	--	69
5	822	Elia	DEU	SIM-ON	DEU	Kosmic/IAME/Komet	DSK e.V. Ja zum Motorsport	3	140	44	27	--	69	--
6	823	Jason	NLD	SIM-ON	DEU	Kosmic/IAME/Komet		4	137	--	50	30	--	57
7	887	Torben	DEU	CV Performance Group	DEU	KR/IAME/Komet	MSC Groß Dölln e.V. im ADAC	7	132	--	41	34	57	--
8	854	Daniel	DEU	Valier Motorsport	DEU	Energy/IAME/Komet		47	115	27	--	25	--	63
9	829	Lutz	DEU	KSL Racing Team	DEU	Alonso/IAME/Komet		9	114	38	28	--	48	--
10	821	Manuel	DEU	RS-Motorsport	DEU	CRG/IAME/Komet		12	112	32	32	--	--	48
11	877	Niklas	DEU	SIM-ON	DEU	Kosmic/IAME/Komet	MSC-Langefeld e. V. im ADA	15	111	30	30	--	51	--
12	830	Max	DEU	CV Performance Group	DEU	KR/IAME/Komet	ADAC Hessen-Thüringen e.V.	1	110	--	36	32	--	42
13	812	Rocco	DEU	AT-Motorsport	DEU	Exprit/IAME/Komet	ADAC Württemberg e.V.	11	109	36	--	28	45	--
14	890	Leonard	DEU	RS-Motorsport	DEU	CRG/IAME/Komet		5	104	23	--	36	--	45
15	920	Donar	LIE	Stern Motorsport	DEU	KR/IAME/Komet		14	94	34	--	24	36	--
16	820	Felix	DEU	DUTT MOTORSPORT by FENSTER.com	LUX	Tony Kart/IAME/Komet		40	93	--	23	19	--	51
17	927	Colin	DEU	Team NKS	DEU	DR/IAME/		6	92	26	38	--	--	28
18	884	Davin	DEU	CV Performance Group	DEU	KR/IAME/Komet	ADAC Südbaden e.V.	22	81	--	16	26	39	--
19	811	Karl	DEU	RS-Motorsport	DEU	CRG/IAME/Komet		25	78	--	25	27	--	26
20	905	Maxim	NLD	Falcon Racing Team	NLD	Falcon/IAME/Komet		33	78	28	24	--	26	--
21	815	Moritz	DEU	NEES RACING	DEU	Maranello/IAME/Komet	ADAC Südbaden e.V.	13	77	--	21	14	42	--
22	855	Matti	DEU	RMW Motorsport	DEU	Tony Kart/IAME/Komet	DSK e.V. Ja zum Motorsport	38	75	22	--	23	--	30
23	904	Tobias	DEU	Sonja Feeser	DEU	LN/IAME/Komet		18	73	19	26	--	28	--
24	836	Max	DEU	KSL Racing Team	DEU	Alonso/IAME/Komet		24	72	21	15	--	--	36
25	806	Moritz	DEU	DUTT MOTORSP. by FENSTER.COM	LUX	Tony Kart/IAME/Komet	ADAC Pfalz e.V.	27	68	7	22	--	--	39
26	807	Marlon	DEU	AT Motorsport	DEU	Exprit/IAME/Komet		20	65	24	--	7	34	--
27	881	Jacob	DEU	DUTT MOTORSPORT by FENSTER.COM	LUX	Tony Kart/IAME/Komet	ADAC Hessen-Thüringen e.V.	45	65	17	14	--	--	34
28	833	Jannik	DEU	VDB Kart Racing	DEU	Tony Kart/IAME/Komet		16	64	--	20	12	--	32
29	891	Luka	NLD	PCH Racing	DEU	KR/IAME/Komet		32	61	18	--	13	30	--
30	818	Matthys	DEU	VDB Kart Racing	DEU	Tony Kart/IAME/Komet		23	58	25	--	15	18	--
31	844	Kevin	DEU	TB Racing Team	DEU	KR/IAME/Komet	MSC-Langefeld e. V. im ADA	42	58	16	18	--	--	24
32	888	Louis	DEU	Ebert Motorsport	DEU	OTK/IAME/Komet		28	53	--	9	22	--	22
33	924	Leonard	DEU	Team Hemkemeyer	DEU	OTK /IAME /Komet		35	52	14	--	21	--	17
34	925	Charles	CHE	SIM-ON	DEU	Kosmic/IAME/Komet		26	51	9	--	20	22	--
35	816	Elias	DEU	VDB Kart Racing	DEU	Tony Kart/IAME/Komet		17	48	11	--	5	32	--
36	898	Hawk Baylaan	GBR	AT Motorsport	DEU	Exprit/IAME/Komet		36	48	20	13	--	15	--
Not qualified for Final from position 37														
37	834	Moritz	DEU	Team NKS	DEU	DR/IAME/Komet		34	46	--	12	17	17	--
38	882	Colin	DEU	Team Hemkemeyer	DEU	Sodi/IAME/Komet		44	44	13	--	11	20	--
39	899	Luke	DEU	AT Motorsport	DEU	OTK/IAME/Komet		39	42	15	19	--	8	--
40	843	Luis	DEU	PCH Racing	DEU	LN/IAME/Komet		43	42	--	6	18	--	18
41	926	Arham	DEU	Team Hemkemeyer	DEU	Maranello /IAME/		31	41	--	11	16	--	14
42	808	Eric	DEU	Kartshop Ampfing	DEU	Drago Corse/IAME/Komet		30	40	10	10	--	--	20
43	825	Julian	DEU	Dörr Motorsport	DEU	KR/IAME/Komet		21	39	8	17	--	14	--
44	980	Benno	DEU	Rocco Drelok	DEU	Tony Kart/IAME/Komet		37	34	--	8	10	16	--
45	876	Cemil	DEU	Dörr Motorsport	DEU	KR/IAME/Komet		29	33	1	--	8	24	--

Announcements: These results are provisional until the conclusion of any judicial and technical matters

Race Director Horst Seidel:



Timekeeping M. Riehmers:



Printed: 11.08.2024 13:06

Posted at: h





DKM Round 5

X30 Senioren

Mülsen II

Ranking after Heats

Pos. No.	Firstname	Lastname	Nat.		Nat.		Sponsor	Total							
			Dri	Entrant	Ent	Make		QP	PTS	B-C	A-C	A-B	SHA	SHB	
46	817	Maximilian	Engelstädter	DEU	Dörr Motorsport	DEU	KR/IAME/Komet	41	33	12	-	6	-	15	
47	872	Tobias	Burgstahler	DEU	Stern Motorsport	DEU	KR/IAME/Komet	ADAC Württemberg e.V.	46	32	--	7	9	--	16

Announcements:

These results are provisional until the conclusion of any judicial and technical matters

Race Director Horst Seidel:

Timekeeping M. Riehmers:

Printed: 11.08.2024 13:06

Posted at: h





DKM Round 5

Class: X30 Senioren

Date/Time: 11.08.2024 15:15

Track:

Heat:

Laps:

Mülsen II

Final

14 lap

Edition 2

Elias Schorneck **816** Kart/IAME/Komet

35

18

Hawk Baylaan White **898** Exprit/IAME/Komet

36

Leonard Frey **924** OTK /IAME /Komet

33

17

Charles Troxler **925** Kosmic/IAME/Komet

34

Kevin Wagner **844** KR/IAME/Komet

31

16

Louis Schütze **888** OTK/IAME/Komet

32

Luka Koullen **891** KR/IAME/Komet

29

15

Matthy Vandebroek **818** Kart/IAME/Komet

30

Jacob Trost **881** Kart/IAME/Komet

27

14

Jannik Remmert **833** Kart/IAME/Komet

28

Moritz Fischer **806** Kart/IAME/Komet

25

13

Marlon Vatter **807** Exprit/IAME/Komet

26

Tobias Feeser **904** LN/IAME/Komet

23

12

Max Ohsenbrink **836** Alonso/IAME/Komet

24

Moritz Wolber **815** Maranello/IAME /Komet

21

11

Matti Klasen **855** Kart/IAME/Komet

22

Karl Schmiederer **811** CRG/IAME/Komet

19

10

Maxim Haroutounian **905** Falcon/Iame/Komet

20

Colin Sandner **927** DR/IAME/

17

9

Davin Singer **884** KR/IAME/Komet

18

Donar Munding **920** KR/IAME/Komet

15

8

Felix Maurer **820** Kart/IAME/Komet

16

Rocco Curcio **812** Exprit/IAME/Komet

13

7

Leonard Hocker **890** CRG/IAME/Komet

14

Niklas Hirsch **877** Kosmic/IAME/Komet

11

6

Max Hezel **830** KR/IAME/Komet

12

Lutz Ohsenbrink **829** Alonso/IAME/Komet

9

5

Manuel Wagner **821** CRG/IAME/Komet

10

Torben Gröndahl **887** KR/IAME/Komet

7

4

Daniel Brozovic **854** Energy/IAME/Komet

8

Elia Weiss **822** Kosmic/IAME/Komet

5

3

Jason Bralic **823** Kosmic/IAME/Komet

6

Carl Luthardt **885** Falcon/IAME/Komet

3

2

Luis Esser **809** OTK/IAME/Komet

4

Phil Colin Streng **895** LN/IAME/Komet

1

1

Daniel Guinchard **810** KR/IAME/Komet

2

Pole Position

printed 11.08.2024 13:07





X30 SENIOR

Final

Track length: 1.315 Km
Race Started: 15:43:56
Best Lap by: 877 - Niklas Hirsch - 51.538

Rank	#	Driver	Nat	Sponsor Entrant	Nat	License E-License	Make	laps	T. Time Diff	Best Lap	Penalty	Points
1	6	887 Torben Gröndahl	DEU	MSC Groß Dölln e.V. im ADAC CV Performance Group	DEU	ITC-C14120 BIF38321	KR/IAME/Komet	14	12:19.467	51.699		50
2	3	822 Elia Weiss	DEU	DSK e.V. Ja zum Motorsport SIM-ON	DEU	ITE38504 KBF39246	Kosmic/IAME/Komet	14	12:19.469 0.002	51.699		44
3	0	885 Carl Luthardt	DEU	Falcon Racing Team	NLD	ITE 37029 IBL11345	Falcon/IAME/Komet	14	12:19.657 0.190	51.841		38
4	0	809 Luis Esser	DEU	RMW Motorsport	DEU	ITE 11661 KBF39010	OTK/IAME/Komet	14	12:20.546 1.079	51.799		34
5	3	854 Daniel Brozovic	DEU	Valier Motorsport	DEU	ITE 42036 KBF39300	Energy/IAME/Komet	14	12:21.900 2.433	51.538		30
6	-4	810 Daniel Guinhard	GBR	SFR Motorsport	GBR	ITC-C292117 IBL368379	KR/IAME/Komet	14	12:24.022 4.555	51.876		26
7	7	890 Leonard Hocker	DEU	RS-Motorsport	DEU	NKA22440 KBF40372	CRG/IAME/Komet	14	12:24.060 4.593	51.621		22
8	3	877 Niklas Hirsch	DEU	MSC-Langenfeld e. V. im ADAC SIM-ON	DEU	ITF39320 KBF39246	Kosmic/IAME/Komet	14	12:24.113 4.646	51.538		19
9	7	820 Felix Maurer	DEU	DUTT MOTORSPORT by FENSTER.com	LUX	NKA41244 IBLK867	Tony Kart/IAME/Komet	14	12:24.186 4.719	51.799		14
10	-9	895 Phil Colin Streng	DEU	ADAC Württemberg e.V. Ebert Motorsport	DEU	ITE42785 EL38528	LN/IAME/Komet	14	12:24.417 4.950	51.552	+ 5 sec	10
11	-1	821 Manuel Wagner	DEU	RS-Motorsport	DEU	ITE 39259 KBF40372	CRG/IAME/Komet	14	12:24.762 5.295	52.026		8
12	5	927 Colin Sandner	DEU	Team NKS	DEU	ITC-C17316 KBF42057	DR/IAME/	14	12:24.803 5.336	51.953		6
13	0	812 Rocco Curcio	DEU	ADAC Württemberg e.V. AT-Motorsport	DEU	ITE29607 KBF38996	Exprit/IAME/Komet	14	12:25.090 5.623	51.839		4
14	7	815 Moritz Wolber	DEU	ADAC Südbaden e.V. NEES RACING	DEU	NKA16641 BIF17863	Maranello/IAME/Komet	14	12:25.476 6.009	51.681		2
15	8	904 Tobias Feeser	DEU	Sonja Feeser	DEU	ITE13863 BEK1198789	LN/IAME/Komet	14	12:28.866 9.399	52.056		1
16	2	884 Davin Singer	DEU	ADAC Südbaden e.V. CV Performance Group	DEU	ITE 23384 BIF38321	KR/IAME/Komet	14	12:29.989 10.522	51.861	+ 5 sec	0
17	-5	830 Max Hezel	DEU	ADAC Hessen-Thüringen e.V. CV Performance Group	DEU	ITF38265 BIF38321	KR/IAME/Komet	14	12:30.328 10.861	51.740	+ 10 sec	0
18	-12	823 Jason Bralic	NLD	SIM-ON	DEU	ITF46957 KBF39246	Kosmic/IAME/Komet	14	12:30.421 10.954	51.664	+ 5 sec	0
19	5	836 Max Ohsenbrink	DEU	KSL Racing Team	DEU	ITE18670 KBF1304585	Alonso/IAME/Komet	14	12:32.835 13.368	51.992	+ 5 sec	0
20	-1	811 Karl Schmiederer	DEU	RS-Motorsport	DEU	ITE39775 KBF40372	CRG/IAME/Komet	14	12:35.055 15.588	51.973		0
21	4	806 Moritz Fischer	DEU	ADAC Pfalz e.V. DUTT MOTORSP. by FENSTER.COM	LUX	NKA26409 IBLK867	Tony Kart/IAME/Komet	14	12:35.153 15.686	51.956		0
22	0	855 Matti Klasen	DEU	DSK e.V. Ja zum Motorsport RMW Motorsport	DEU	ITE13782 BIC39010	Tony Kart/IAME/Komet	14	12:37.142 17.675	52.413		0
23	6	891 Luka Koullen	NLD	PCH Racing	DEU	NKA50483 BIF39956	KR/IAME/Komet	14	12:38.163 18.696	52.201		0
24	-15	829 Lutz Ohsenbrink	DEU	KSL Racing Team	DEU	ITE40759 KBF1304585	Alonso/IAME/Komet	14	12:40.588 21.121	52.068	+ 5 sec	0
25	-10	920 Donar Munding	LIE	Stern Motorsport	DEU	ITC-C1449 BIC38195	KR/IAME/Komet	14	12:42.054 22.587	52.109	+ 5 sec	0
26	4	818 Matthy Vandebroek	DEU	VDB Kart Racing	DEU	ITE 11491 KBF10478	Tony Kart/IAME/Komet	14	12:42.470 23.003	52.215	+ 5 sec	0
27	0	881 Jacob Trost	DEU	ADAC Hessen-Thüringen e.V. DUTT MOTORSPORT by FENSTER.COM	LUX	NKA41233 IDCK867	Tony Kart/IAME/Komet	14	12:48.134 28.667	52.492	+ 5 sec	0
28	4	888 Louis Schütze	DEU	Ebert Motorsport	DEU	ITE 17941 KBF38528	OTK/IAME/Komet	14	12:48.284 28.817	52.212		0
29	7	898 Hawk Baylaan White	GBR	AT Motorsport	DEU	ITE40903 BIC38996	Exprit/IAME/Komet	14	12:49.174 29.707	52.227		0
30	-2	833 Jannik Remmert	DEU	VDB Kart Racing	DEU	ITE19994 KBF10478	Tony Kart/IAME/Komet	14	12:49.631 30.164	52.379		0
31	3	925 Charles Troxler	CHE	SIM-ON	DEU	ITF1054 KBF39246	Kosmic/IAME/Komet	14	12:50.514 31.047	52.154		0
32	-6	807 Marlon Vatter	DEU	AT Motorsport	DEU	ITF38543 KBF38543	Exprit/IAME/Komet	14	12:52.885 33.418	52.290	+ 3 sec	0
33	0	924 Leonard Frey	DEU	Team Hemkemeyer	DEU	NKA39318 IDC42853	OTK /IAME /Komet	14	12:54.076 34.609	52.544	+ 5 sec	0
34	-14	905 Maxim Haroutounian	NLD	Falcon Racing Team	NLD	ITE49031 IBL11345	Falcon/Iame/Komet	11	10:25.957 3 Laps	52.433		0
35	0	816 Elias Schorneck	DEU	VDB Kart Racing	DEU	ITE40538 KBF10478	Tony Kart/IAME/Komet	10	9:11.974 4 Laps	52.065	+ 5 sec	0
36	-5	844 Kevin Wagner	DEU	MSC-Langenfeld e. V. im ADAC TB Racing Team	DEU	ITE 11828 KBF38262	KR/IAME/Komet	7	6:42.745 7 Laps	52.319		0

Announcements

- # 830 + 10 sec corridor
- #807 + 3 sec corridor
- # 920,924,881,884,836,829,816 + 5 sec front fairing
- # 823,895 + 5 sec push
- # 818 +5 sec leaving the track



INT. ADAC Kartrennen Arena E

X30 SENIOR

Arena E Mülsen 1,315 Km


Final

11.08.2024 15:40

Race (14 Laps) started at 15:43:56

Lap	Time of Day	Lap Tm	Diff	SF Tm	S1 Tm	S2 Tm	Lap	Time of Day	Lap Tm	Diff	SF Tm	S1 Tm	S2 Tm
[887] Torben Gröndahl							9	15:51:56.577	51.975	+0.437	22.699	14.565	14.711
1	15:44:53.697	56.618	+4.919	25.913	15.493	15.212	10	15:52:48.115	51.638		22.386	14.472	14.680
2	15:45:47.923	54.226	+2.527	24.085	15.301	14.840	11	15:53:40.806	52.691	+1.153	22.596	15.360	14.735
3	15:46:40.693	52.770	+1.071	22.986	14.951	14.833	12	15:54:32.813	52.007	+0.469	22.586	14.590	14.831
4	15:47:33.708	53.015	+1.316	22.910	15.284	14.821	13	15:55:26.304	53.491	+1.953	23.435	15.099	14.957
5	15:48:26.448	52.740	+1.041	22.910	14.848	14.982	14	15:56:18.367	52.063	+0.525	22.695	14.577	14.791
6	15:49:18.783	52.335	+0.636	22.869	14.607	14.859	[810] Daniel Guinchard						
7	15:50:10.944	52.161	+0.462	22.691	14.669	14.801	1	15:44:52.739	56.184	+4.308	25.061	15.802	15.321
8	15:51:03.310	52.366	+0.667	22.837	14.632	14.897	2	15:45:46.315	53.576	+1.700	23.107	15.317	15.152
9	15:51:55.248	51.938	+0.239	22.612	14.517	14.809	3	15:46:39.844	53.529	+1.653	23.362	15.065	15.102
10	15:52:46.947	51.699		22.511	14.412	14.776	4	15:47:35.853	56.009	+4.133	23.385	17.213	15.411
11	15:53:39.170	52.223	+0.524	22.520	14.829	14.874	5	15:48:28.466	52.613	+0.737	22.903	14.817	14.893
12	15:54:31.578	52.408	+0.709	22.772	14.782	14.854	6	15:49:21.814	53.348	+1.472	23.110	15.348	14.890
13	15:55:23.848	52.270	+0.571	22.632	14.774	14.864	7	15:50:14.046	52.232	+0.356	22.669	14.642	14.921
14	15:56:15.934	52.086	+0.387	22.673	14.541	14.872	8	15:51:05.947	51.901	+0.025	22.539	14.504	14.858
[822] Elia Weiss							9	15:51:57.884	51.937	+0.061	22.602	14.484	14.851
1	15:44:51.366	54.769	+3.070	24.254	15.236	15.279	10	15:52:49.760	51.876		22.505	14.445	14.926
2	15:45:45.708	54.342	+2.643	23.166	15.582	15.594	11	15:53:41.857	52.097	+0.221	22.641	14.566	14.890
3	15:46:39.161	53.453	+1.754	23.376	15.094	14.983	12	15:54:33.986	52.129	+0.253	22.628	14.579	14.922
4	15:47:32.007	52.846	+1.147	22.878	14.923	15.045	13	15:55:26.652	52.666	+0.790	22.626	15.121	14.919
5	15:48:24.664	52.657	+0.958	22.713	14.924	15.020	14	15:56:20.489	53.837	+1.961	23.221	15.089	15.527
6	15:49:17.041	52.377	+0.678	22.813	14.548	15.016	[890] Leonard Hocker						
7	15:50:09.342	52.301	+0.602	22.717	14.655	14.929	1	15:44:54.332	56.795	+5.174	25.692	16.051	15.052
8	15:51:01.622	52.280	+0.581	22.710	14.651	14.919	2	15:45:49.154	54.822	+3.201	24.033	15.850	14.939
9	15:51:53.511	51.889	+0.190	22.558	14.450	14.881	3	15:46:42.172	53.018	+1.397	23.058	15.119	14.841
10	15:52:45.210	51.699		22.436	14.395	14.868	4	15:47:35.092	52.920	+1.299	22.889	15.084	14.947
11	15:53:37.104	51.894	+0.195	22.512	14.510	14.872	5	15:48:27.926	52.834	+1.213	23.128	14.899	14.807
12	15:54:29.550	52.446	+0.747	22.810	14.897	14.739	6	15:49:20.239	52.313	+0.692	22.941	14.552	14.820
13	15:55:21.559	52.009	+0.310	22.632	14.514	14.863	7	15:50:12.428	52.189	+0.568	22.739	14.610	14.840
14	15:56:15.936	54.377	+2.678	24.098	14.728	15.551	8	15:51:04.442	52.014	+0.393	22.632	14.587	14.795
[885] Carl Luthardt							9	15:51:56.718	52.276	+0.655	23.006	14.603	14.667
1	15:44:50.796	54.258	+2.417	23.970	15.294	14.994	10	15:52:48.339	51.621		22.422	14.517	14.682
2	15:45:46.874	56.078	+4.237	23.009	16.022	17.047	11	15:53:40.255	51.916	+0.295	22.468	14.619	14.829
3	15:46:40.223	53.349	+1.508	23.295	15.065	14.989	12	15:54:32.916	52.661	+1.040	22.629	14.632	15.400
4	15:47:34.118	53.895	+2.054	22.978	15.941	14.976	13	15:55:26.727	53.811	+2.190	23.595	15.374	14.842
5	15:48:26.755	52.637	+0.796	22.894	14.820	14.923	14	15:56:20.527	53.800	+2.179	23.189	15.172	15.439
6	15:49:19.058	52.303	+0.462	22.720	14.770	14.813	[877] Niklas Hirsch						
7	15:50:11.044	51.986	+0.145	22.520	14.733	14.733	1	15:44:53.758	56.545	+5.007	25.140	15.345	16.060
8	15:51:03.498	52.454	+0.613	22.848	14.715	14.891	2	15:45:48.822	55.064	+3.526	24.305	15.766	14.993
9	15:51:56.017	52.519	+0.678	23.199	14.645	14.675	3	15:46:41.707	52.885	+1.347	23.030	14.984	14.871
10	15:52:47.858	51.841		22.572	14.571	14.698	4	15:47:34.832	53.125	+1.587	22.919	15.322	14.884
11	15:53:39.769	51.911	+0.070	22.449	14.648	14.814	5	15:48:27.728	52.896	+1.358	23.245	14.851	14.800
12	15:54:31.969	52.200	+0.359	22.650	14.766	14.784	6	15:49:21.600	53.872	+2.334	23.659	15.354	14.859
13	15:55:24.243	52.274	+0.433	22.519	14.976	14.779	7	15:50:13.677	52.077	+0.539	22.727	14.578	14.772
14	15:56:16.124	51.881	+0.040	22.550	14.465	14.866	8	15:51:05.457	51.780	+0.242	22.522	14.540	14.718
[809] Luis Esser							9	15:51:57.190	51.733	+0.195	22.464	14.549	14.720
1	15:44:53.551	56.926	+5.127	24.297	16.725	15.904	10	15:52:48.728	51.538		22.400	14.455	14.683
2	15:45:47.863	54.312	+2.513	23.839	15.385	15.088	11	15:53:40.603	51.875	+0.337	22.338	14.832	14.705
3	15:46:40.995	53.132	+1.333	23.117	15.054	14.961	12	15:54:32.719	52.116	+0.578	22.543	14.537	15.036
4	15:47:34.399	53.404	+1.605	22.961	15.558	14.885	13	15:55:27.125	54.406	+2.868	23.610	15.847	14.949
5	15:48:26.949	52.550	+0.751	22.853	14.872	14.825	14	15:56:20.580	53.455	+1.917	23.195	14.989	15.271
6	15:49:19.200	52.251	+0.452	22.807	14.675	14.769	[820] Felix Maurer						
7	15:50:11.359	52.159	+0.360	22.618	14.711	14.830	1	15:44:55.658	58.059	+6.260	27.102	15.910	15.047
8	15:51:03.664	52.305	+0.506	22.783	14.834	14.688	2	15:45:50.259	54.601	+2.802	23.701	15.693	15.207
9	15:51:55.873	52.209	+0.410	22.829	14.668	14.712	3	15:46:43.928	53.669	+1.870	23.728	14.963	14.978
10	15:52:47.672	51.799		22.557	14.498	14.744	4	15:47:36.598	52.670	+0.871	22.941	14.900	14.829
11	15:53:39.636	51.964	+0.165	22.436	14.699	14.829	5	15:48:29.080	52.482	+0.683	22.952	14.731	14.799
12	15:54:32.380	52.744	+0.945	22.945	14.745	15.054	6	15:49:23.110	54.030	+2.231	23.557	15.587	14.886
13	15:55:24.478	52.098	+0.299	22.668	14.692	14.738	7	15:50:15.664	52.554	+0.755	22.933	14.748	14.873
14	15:56:17.013	52.535	+0.736	23.077	14.614	14.844	8	15:51:07.635	51.971	+0.172	22.684	14.477	14.810
[854] Daniel Brozovic							9	15:51:59.493	51.858	+0.059	22.670	14.477	14.711
1	15:44:54.094	56.923	+5.385	25.900	15.892	15.131	10	15:52:51.292	51.799		22.526	14.532	14.741
2	15:45:49.028	54.934	+3.396	24.427	15.518	14.989	11	15:53:43.168	51.876	+0.077	22.615	14.458	14.803
3	15:46:42.059	53.031	+1.493	23.067	15.109	14.855	12	15:54:35.089	51.921	+0.122	22.674	14.492	14.755
4	15:47:35.793	53.734	+2.196	22.938	15.542	15.254	13	15:55:27.468	52.379	+0.580	22.617	14.893	14.869
5	15:48:28.209	52.416	+0.878	22.804	14.795	14.817	14	15:56:20.653	53.185	+1.386	23.319	14.620	15.246
6	15:49:20.877	52.668	+1.130	23.081	14.736	14.851	[895] Phil Colin Strenge						
7	15:50:12.780	51.903	+0.365	22.624	14.536	14.743	1	15:44:50.661	54.194	+2.642	23.787	15.238	15.169
8	15:51:04.602	51.822	+0.284	22.476	14.612	14.734	2	15:45:46.240	55.579	+4.027	22.968	16.410	16.201

Orbits



INT. ADAC Kartrennen Arena E

X30 SENIOR

Arena E Mülsen 1,315 Km

Final

11.08.2024 15:40

Race (14 Laps) started at 15:43:56

Lap	Time of Day	Lap Tm	Diff	SF Tm	S1 Tm	S2 Tm
3	15:46:39.314	53.074	+1.522	23.205	15.046	14.823
4	15:47:32.661	53.347	+1.795	23.304	15.269	14.774
5	15:48:25.186	52.525	+0.973	22.572	15.085	14.868
6	15:49:18.314	53.128	+1.576	23.663	14.531	14.934
7	15:50:10.322	52.008	+0.456	22.608	14.534	14.866
8	15:51:02.162	51.840	+0.288	22.502	14.518	14.820
9	15:51:53.714	51.552		22.351	14.424	14.777
10	15:52:45.405	51.691	+0.139	22.421	14.500	14.770
11	15:53:37.200	51.795	+0.243	22.433	14.622	14.740
12	15:54:29.471	52.271	+0.719	22.536	14.873	14.862
13	15:55:21.754	52.283	+0.731	22.860	14.605	14.818
14	15:56:15.884	54.130	+2.578	24.102	14.649	15.379

Lap	Time of Day	Lap Tm	Diff	SF Tm	S1 Tm	S2 Tm
13	15:55:28.746	51.929	+0.248	22.471	14.583	14.875
14	15:56:21.943	53.197	+1.516	22.905	15.112	15.180
(904) Tobias Feeser						
1	15:44:56.183	57.526	+5.470	26.541	15.888	15.097
2	15:45:51.952	55.769	+3.713	24.271	15.751	15.747
3	15:46:45.124	53.172	+1.116	23.262	14.883	15.027
4	15:47:37.692	52.568	+0.512	22.810	14.723	15.035
5	15:48:30.028	52.336	+0.280	22.763	14.636	14.937
6	15:49:23.663	53.635	+1.579	23.167	15.553	14.915
7	15:50:17.214	53.551	+1.495	22.681	15.683	15.187
8	15:51:10.820	53.606	+1.550	23.628	15.001	14.977
9	15:52:03.060	52.240	+0.184	22.824	14.580	14.836
10	15:52:55.116	52.056		22.619	14.530	14.907
11	15:53:47.181	52.065	+0.009	22.569	14.615	14.881
12	15:54:40.437	53.256	+1.200	23.589	14.699	14.968
13	15:55:32.835	52.398	+0.342	22.686	14.612	15.100
14	15:56:25.333	52.498	+0.442	22.775	14.756	14.967

Lap	Time of Day	Lap Tm	Diff	SF Tm	S1 Tm	S2 Tm
(821) Manuel Wagner						
1	15:44:53.456	56.066	+4.040	25.260	15.277	15.529
2	15:45:49.654	56.198	+4.172	24.458	16.559	15.181
3	15:46:43.085	53.431	+1.405	23.369	15.074	14.988
4	15:47:35.968	52.883	+0.857	23.050	14.915	14.918
5	15:48:28.608	52.640	+0.614	22.897	14.871	14.872
6	15:49:22.020	53.412	+1.386	23.058	15.487	14.867
7	15:50:14.207	52.187	+0.161	22.726	14.651	14.810
8	15:51:06.233	52.026		22.637	14.570	14.819
9	15:51:58.331	52.098	+0.072	22.710	14.569	14.819
10	15:52:50.421	52.090	+0.064	22.656	14.563	14.871
11	15:53:42.562	52.141	+0.115	22.637	14.581	14.923
12	15:54:34.726	52.164	+0.138	22.733	14.579	14.852
13	15:55:27.185	52.459	+0.433	22.684	14.923	14.852
14	15:56:21.229	54.044	+2.018	23.898	14.910	15.236

Lap	Time of Day	Lap Tm	Diff	SF Tm	S1 Tm	S2 Tm
(884) Davin Singer						
1	15:44:55.176	56.800	+4.939	26.048	15.674	15.078
2	15:45:50.211	55.035	+3.174	23.738	15.980	15.317
3	15:46:43.581	53.370	+1.509	23.425	15.020	14.925
4	15:47:36.535	52.954	+1.093	22.989	14.975	14.990
5	15:48:29.480	52.945	+1.084	23.205	14.838	14.902
6	15:49:23.335	53.855	+1.994	23.554	15.452	14.849
7	15:50:15.975	52.640	+0.779	22.786	15.066	14.788
8	15:51:08.101	52.126	+0.265	22.637	14.637	14.852
9	15:51:59.962	51.861		22.605	14.493	14.763
10	15:52:51.836	51.874	+0.013	22.539	14.525	14.810
11	15:53:43.734	51.898	+0.037	22.536	14.565	14.797
12	15:54:35.969	52.235	+0.374	22.723	14.683	14.829
13	15:55:28.109	52.140	+0.279	22.549	14.779	14.812
14	15:56:21.456	53.347	+1.486	23.202	15.002	15.143

Lap	Time of Day	Lap Tm	Diff	SF Tm	S1 Tm	S2 Tm
(927) Colin Sandner						
1	15:44:54.274	56.401	+4.448	25.181	16.028	15.192
2	15:45:49.921	55.647	+3.694	24.431	15.951	15.265
3	15:46:43.425	53.504	+1.551	23.488	14.936	15.080
4	15:47:36.266	52.841	+0.888	22.883	14.864	15.094
5	15:48:28.931	52.665	+0.712	22.927	14.749	14.989
6	15:49:22.663	53.782	+1.779	23.636	15.037	15.059
7	15:50:15.044	52.311	+0.428	22.859	14.526	14.996
8	15:51:07.158	52.114	+0.161	22.715	14.411	14.988
9	15:51:59.186	52.028	+0.075	22.668	14.397	14.963
10	15:52:51.139	51.953		22.647	14.369	14.937
11	15:53:43.582	52.443	+0.490	22.971	14.475	14.997
12	15:54:35.666	52.084	+0.131	22.685	14.465	14.934
13	15:55:27.971	52.305	+0.352	22.735	14.532	15.038
14	15:56:21.270	53.299	+1.346	23.185	14.981	15.133

Lap	Time of Day	Lap Tm	Diff	SF Tm	S1 Tm	S2 Tm
(830) Max Hezel						
1	15:44:53.645	56.161	+4.421	25.218	15.465	15.478
2	15:45:47.639	53.994	+2.254	23.665	15.274	15.055
3	15:46:40.523	52.884	+1.144	23.019	15.005	14.860
4	15:47:34.776	54.253	+2.513	22.801	16.514	14.938
5	15:48:27.548	52.772	+1.032	23.040	14.850	14.882
6	15:49:19.833	52.285	+0.545	22.835	14.619	14.831
7	15:50:11.587	51.754	+0.014	22.485	14.515	14.754
8	15:51:03.601	52.014	+0.274	22.618	14.610	14.786
9	15:51:55.439	51.838	+0.098	22.676	14.472	14.690
10	15:52:47.179	51.740		22.485	14.497	14.758
11	15:53:39.274	52.095	+0.355	22.436	14.880	14.779
12	15:54:31.748	52.474	+0.734	22.855	14.868	14.751
13	15:55:24.419	52.671	+0.931	22.569	15.231	14.871
14	15:56:16.795	52.376	+0.636	22.880	14.613	14.883

Lap	Time of Day	Lap Tm	Diff	SF Tm	S1 Tm	S2 Tm
(812) Rocco Curcio						
1	15:44:57.049	59.755	+7.916	28.345	16.352	15.058
2	15:45:52.233	55.184	+3.345	24.275	15.234	15.675
3	15:46:45.959	53.726	+1.887	23.827	14.969	14.930
4	15:47:38.823	52.864	+1.025	22.942	14.937	14.985
5	15:48:31.216	52.393	+0.554	22.759	14.652	14.982
6	15:49:23.923	52.707	+0.868	22.862	14.960	14.885
7	15:50:16.953	53.030	+1.191	22.756	15.235	15.039
8	15:51:09.088	52.135	+0.296	22.703	14.520	14.912
9	15:52:00.927	51.839		22.593	14.384	14.862
10	15:52:52.788	51.861	+0.022	22.586	14.394	14.881
11	15:53:44.635	51.847	+0.008	22.544	14.407	14.896
12	15:54:36.478	51.843	+0.004	22.587	14.416	14.840
13	15:55:28.329	51.851	+0.012	22.528	14.513	14.810
14	15:56:21.557	53.228	+1.389	23.245	14.850	15.133

Lap	Time of Day	Lap Tm	Diff	SF Tm	S1 Tm	S2 Tm
(823) Jason Bralic						
1	15:44:51.650	54.793	+3.069	24.127	15.471	15.135
2	15:45:45.786	54.136	+2.472	23.195	15.401	15.540
3	15:46:39.049	53.263	+1.599	23.125	15.068	15.070
4	15:47:32.069	53.020	+1.356	23.069	15.033	14.918
5	15:48:24.974	52.905	+1.241	22.809	15.098	14.998
6	15:49:24.962	59.988	+8.324	28.931	15.986	15.071
7	15:50:17.654	52.692	+1.028	22.793	14.725	15.174
8	15:51:10.108	52.454	+0.790	22.985	14.651	14.818
9	15:52:02.053	51.945	+0.281	22.667	14.502	14.776
10	15:52:53.796	51.743	+0.079	22.453	14.442	14.848
11	15:53:45.506	51.710	+0.046	22.494	14.413	14.803
12	15:54:37.170	51.664		22.427	14.480	14.757
13	15:55:29.012	51.842	+0.178	22.453	14.563	14.826
14	15:56:21.888	52.876	+1.212	22.705	14.933	15.238

Lap	Time of Day	Lap Tm	Diff	SF Tm	S1 Tm	S2 Tm
(815) Moritz Wolber						
1	15:44:54.583	56.496	+4.815	25.763	15.628	15.105
2	15:45:49.982	55.399	+3.718	24.251	15.905	15.243
3	15:46:44.269	54.287	+2.606	24.140	15.163	14.984
4	15:47:36.861	52.592	+0.911	22.860	14.862	14.870
5	15:48:29.574	52.713	+1.032	22.954	14.911	14.848
6	15:49:23.868	54.294	+2.613	23.131	16.235	14.928
7	15:50:17.214	53.346	+1.665	23.021	15.342	14.983
8	15:51:09.781	52.567	+0.886	22.815	14.809	14.943
9	15:52:01.680	51.899	+0.218	22.651	14.490	14.758
10	15:52:53.361	51.681		22.409	14.491	14.781
1						

INT. ADAC Kartrennen Arena E

X30 SENIOR

Arena E Mülsen 1,315 Km

Final

11.08.2024 15:40

Race (14 Laps) started at 15:43:56

Lap	Time of Day	Lap Tm	Diff	SF Tm	S1 Tm	S2 Tm	Lap	Time of Day	Lap Tm	Diff	SF Tm	S1 Tm	S2 Tm
7	15:50:18.064	52.217	+0.225	22.746	14.727	14.744	1	15:44:51.994	54.847	+2.779	24.200	15.560	15.087
8	15:51:10.799	52.735	+0.743	23.135	14.834	14.766	2	15:45:45.903	53.909	+1.841	22.990	15.395	15.524
9	15:52:02.814	52.015	+0.023	22.557	14.564	14.894	3	15:46:39.217	53.314	+1.246	23.352	15.048	14.914
10	15:52:54.806	51.992		22.569	14.478	14.945	4	15:47:32.246	53.029	+0.961	23.256	14.889	14.884
11	15:53:46.915	52.109	+0.117	22.622	14.494	14.993	5	15:48:25.028	52.782	+0.714	22.812	15.126	14.844
12	15:54:39.332	52.417	+0.425	22.811	14.556	15.050	6	15:49:28.751	1:03.723	+11.655	32.699	16.014	15.010
13	15:55:31.667	52.335	+0.343	22.708	14.546	15.081	7	15:50:22.264	53.513	+1.445	23.850	14.784	14.879
14	15:56:24.302	52.635	+0.643	22.806	14.710	15.119	8	15:51:14.737	52.473	+0.405	22.603	14.953	14.917
							9	15:52:07.365	52.628	+0.560	22.793	14.906	14.929
							10	15:52:59.433	52.068		22.703	14.629	14.736
							11	15:53:51.619	52.186	+0.118	22.818	14.590	14.778
							12	15:54:43.820	52.201	+0.133	22.694	14.563	14.944
							13	15:55:36.223	52.403	+0.335	22.670	14.758	14.975
							14	15:56:32.055	55.832	+3.764	23.407	16.693	15.732
(811) Karl Schmiederer							(920) Donar Munding						
1	15:44:56.126	58.096	+6.123	26.877	15.962	15.257	1	15:44:55.589	57.980	+5.871	26.726	16.111	15.143
2	15:45:51.821	55.695	+3.722	24.054	15.819	15.822	2	15:45:52.123	56.534	+4.425	24.044	16.177	16.313
3	15:46:45.453	53.632	+1.659	23.603	15.060	14.969	3	15:46:48.242	56.119	+4.010	24.370	16.322	15.427
4	15:47:38.322	52.869	+0.896	23.022	14.771	15.076	4	15:47:40.986	52.744	+0.635	22.941	14.797	15.006
5	15:48:31.014	52.692	+0.719	22.935	14.728	15.029	5	15:48:33.316	52.330	+0.221	22.801	14.631	14.898
6	15:49:24.144	53.130	+1.157	22.955	15.251	14.924	6	15:49:26.655	53.339	+1.230	22.840	15.417	15.082
7	15:50:17.744	53.600	+1.627	22.850	15.314	15.436	7	15:50:22.077	55.422	+3.313	25.354	15.113	14.955
8	15:51:11.141	53.397	+1.424	23.524	14.965	14.908	8	15:51:15.368	53.291	+1.182	23.546	14.833	14.912
9	15:52:03.864	52.723	+0.750	22.910	14.875	14.938	9	15:52:07.477	52.109		22.656	14.593	14.860
10	15:52:55.837	51.973		22.554	14.529	14.890	10	15:53:01.871	54.394	+2.285	23.411	15.849	15.134
11	15:53:48.095	52.258	+0.285	22.514	14.811	14.933	11	15:53:54.092	52.221	+0.112	22.717	14.562	14.942
12	15:54:41.868	53.773	+1.800	23.253	15.512	15.008	12	15:54:46.314	52.222	+0.113	22.737	14.498	14.987
13	15:55:36.146	54.278	+2.305	23.661	15.617	15.000	13	15:55:38.564	52.250	+0.141	22.770	14.552	14.928
14	15:56:31.522	55.376	+3.403	23.392	16.573	15.411	14	15:56:33.521	54.957	+2.848	22.764	15.691	16.502
(806) Moritz Fischer							(818) Matthy Vandebroek						
1	15:44:56.848	57.905	+5.949	26.656	16.119	15.130	1	15:44:59.463	59.939	+7.724	26.765	17.757	15.427
2	15:45:52.304	55.456	+3.500	24.580	15.394	15.482	2	15:45:54.358	54.895	+2.680	23.655	15.706	15.534
3	15:46:46.499	54.195	+2.239	24.123	15.055	15.017	3	15:46:49.261	54.903	+2.688	24.239	15.340	15.324
4	15:47:39.260	52.761	+0.805	22.840	14.900	15.021	4	15:47:42.302	53.041	+0.826	23.023	15.006	15.012
5	15:48:31.730	52.470	+0.514	22.815	14.726	14.929	5	15:48:34.981	52.679	+0.464	22.821	14.823	15.035
6	15:49:25.583	53.853	+1.897	22.788	16.035	15.030	6	15:49:28.113	53.132	+0.917	22.865	14.822	15.445
7	15:50:17.989	52.406	+0.450	22.824	14.709	14.873	7	15:50:20.803	52.690	+0.475	23.120	14.697	14.873
8	15:51:11.224	53.235	+1.279	23.405	14.991	14.839	8	15:51:13.830	53.027	+0.812	23.237	14.825	14.965
9	15:52:03.385	52.161	+0.205	22.717	14.616	14.828	9	15:52:07.160	53.330	+1.115	23.463	14.883	14.984
10	15:52:55.421	52.036	+0.080	22.600	14.553	14.883	10	15:52:59.375	52.215		22.709	14.612	14.894
11	15:53:47.377	51.956		22.521	14.556	14.879	11	15:53:52.086	52.711	+0.496	23.108	14.599	15.004
12	15:54:41.924	54.547	+2.591	23.959	15.368	15.220	12	15:54:44.534	52.448	+0.233	22.754	14.746	14.948
13	15:55:36.088	54.164	+2.208	23.540	15.410	15.214	13	15:55:36.873	52.339	+0.124	22.718	14.728	14.893
14	15:56:31.620	55.532	+3.576	23.335	16.528	15.669	14	15:56:33.937	57.064	+4.849	23.417	16.500	17.147
(855) Matti Klasen							(881) Jacob Trost						
1	15:44:57.438	58.437	+6.024	26.547	16.726	15.164	1	15:44:59.121	59.993	+7.501	26.967	17.806	15.220
2	15:45:52.411	54.973	+2.560	24.071	15.774	15.128	2	15:45:53.886	54.765	+2.273	24.192	15.401	15.172
3	15:46:49.013	56.602	+4.189	25.693	15.173	15.736	3	15:46:49.773	55.887	+3.395	25.012	15.522	15.353
4	15:47:41.962	52.949	+0.536	23.081	14.942	14.926	4	15:47:44.931	55.158	+2.666	24.210	15.236	15.712
5	15:48:34.647	52.685	+0.272	22.945	14.824	14.916	5	15:48:37.841	52.910	+0.418	23.131	14.894	14.885
6	15:49:27.497	52.850	+0.437	22.877	14.818	15.155	6	15:49:33.023	55.182	+2.690	24.364	15.587	15.231
7	15:50:20.611	53.114	+0.701	23.081	15.034	14.999	7	15:50:26.733	53.710	+1.218	23.518	15.308	14.884
8	15:51:13.458	52.847	+0.434	23.070	14.780	14.997	8	15:51:19.429	52.696	+0.204	22.925	14.858	14.913
9	15:52:06.131	52.673	+0.260	22.939	14.748	14.986	9	15:52:11.921	52.492		22.771	14.703	15.018
10	15:52:59.135	53.004	+0.591	23.223	14.823	14.958	10	15:53:06.430	54.509	+2.017	22.724	16.535	15.250
11	15:53:51.548	52.413		22.863	14.673	14.877	11	15:54:01.313	54.883	+2.391	24.718	15.189	14.976
12	15:54:44.168	52.620	+0.207	22.955	14.793	14.872	12	15:54:53.946	52.633	+0.141	22.964	14.685	14.984
13	15:55:36.582	52.414	+0.001	22.852	14.710	14.852	13	15:55:46.662	52.716	+0.224	22.780	14.865	15.071
14	15:56:33.609	57.027	+4.614	23.601	16.248	17.178	14	15:56:39.601	52.939	+0.447	22.856	14.838	15.245
(891) Luka Koullon							(888) Louis Schütze						
1	15:44:58.805	59.454	+7.253	26.654	17.284	15.516	1	15:44:59.826	1:00.007	+7.795	26.890	17.834	15.283
2	15:45:53.234	54.429	+2.228	23.788	15.460	15.181	2	15:45:54.520	54.694	+2.482	24.211	15.462	15.021
3	15:46:48.638	55.404	+3.203	24.633	15.224	15.547	3	15:46:50.354	55.834	+3.622	24.669	15.981	15.184
4	15:47:41.629	52.991	+0.790	22.982	14.892	15.117	4	15:47:45.068	54.714	+2.502	24.161	14.928	15.625
5	15:48:34.379	52.750	+0.549	23.022	14.704	15.024	5	15:48:37.936	52.868	+0.656	23.123	14.879	14.866
6	15:49:28.291	53.912	+1.711	22.934	14.837	16.341	6	15:49:31.019	53.083	+0.871	23.325	14.839	14.919
7	15:50:22.837	54.546	+2.345	24.404	15.107	15.035	7	15:50:24.200	53.181	+0.969	23.086	15.122	14.973
8	15:51:15.818	52.981	+0.780	22.795	15.153	15.033	8	15:51:16.969	52.769	+0.557	23.168	14.675	14.926
9	15:52:08.019	52.201		22.694	14.605	14.902	9	15:52:09.181	52.212		22.738	14.549	14.925
10	15:53:03.191	55.172	+2.971	23.038	16.416	15.718	10	15:53:03.279	54.098	+1.886	22.625	15.881	15.592
11	15:53:56.709	53.518	+1.317	23.459	14.950	15.109							
12	15:54:49.402	52.693	+0.492	22.957	14.608	15.128							
13	15:55:41.947	52.545	+0.344	22.829	14.610	15.106							
14	15:56:34.630	52.683	+0.482	22.865	14.704	15.114							
(829) Lutz Ohsenbrink													

Orbits



INT. ADAC Kartrennen Arena E

X30 SENIOR

Arena E Mülsen 1,315 Km

Final

11.08.2024 15:40

Race (14 Laps) started at 15:43:56

Lap	Time of Day	Lap Tm	Diff	SF Tm	S1 Tm	S2 Tm	Lap	Time of Day	Lap Tm	Diff	SF Tm	S1 Tm	S2 Tm
11	15:54:05.877	1:02.598	+10.386	31.837	15.627	15.134	5	15:48:38.337	53.068	+0.524	23.173	14.929	14.966
12	15:54:58.511	52.634	+0.422	22.909	14.700	15.025	6	15:49:32.355	54.018	+1.474	23.737	15.242	15.039
13	15:55:51.853	53.342	+1.130	23.566	14.636	15.140	7	15:50:25.579	53.224	+0.680	23.193	14.999	15.032
14	15:56:44.751	52.898	+0.686	22.865	14.810	15.223	8	15:51:18.321	52.742	+0.198	22.887	14.816	15.039
(898) Hawk Baylaan White							9	15:52:10.865	52.544		22.900	14.636	15.008
1	15:45:01.008	1:00.754	+8.527	26.533	18.484	15.737	10	15:53:08.730	57.865	+5.321	23.323	18.986	15.556
2	15:45:55.517	54.509	+2.282	24.048	15.384	15.077	11	15:54:04.885	56.155	+3.611	25.025	15.783	15.347
3	15:46:49.972	54.455	+2.228	23.712	15.512	15.231	12	15:54:58.452	53.567	+1.023	23.442	14.951	15.174
4	15:47:45.626	55.654	+3.427	24.870	15.513	15.271	13	15:55:52.212	53.760	+1.216	23.932	14.803	15.025
5	15:48:38.453	52.827	+0.600	22.966	14.917	14.944	14	15:56:45.543	53.331	+0.787	23.028	15.183	15.120
6	15:49:32.897	54.444	+2.217	23.673	15.526	15.245	(905) Maxim Haroutounian						
7	15:50:26.563	53.666	+1.439	23.587	15.130	14.949	1	15:44:55.923	57.477	+5.044	26.482	15.838	15.157
8	15:51:18.790	52.227		22.713	14.654	14.860	2	15:45:51.645	55.722	+3.289	23.707	16.283	15.732
9	15:52:11.070	52.280	+0.053	22.542	14.826	14.912	3	15:46:45.804	54.159	+1.726	23.919	15.265	14.975
10	15:53:12.812	1:01.742	+9.515	23.192	22.910	15.640	4	15:47:38.996	53.192	+0.759	23.045	15.209	14.938
11	15:54:08.003	55.191	+2.964	24.408	15.697	15.086	5	15:48:31.429	52.433		22.805	14.747	14.881
12	15:55:00.238	52.235	+0.008	22.780	14.628	14.827	6	15:49:26.600	55.171	+2.738	22.949	17.077	15.145
13	15:55:52.470	52.232	+0.005	22.717	14.669	14.846	7	15:50:20.513	53.913	+1.480	23.838	14.996	15.079
14	15:56:45.641	53.171	+0.944	22.841	15.328	15.002	8	15:51:13.780	53.267	+0.834	23.360	14.808	15.099
(833) Jannik Remmert							9	15:52:07.311	53.531	+1.098	23.629	14.930	14.972
1	15:44:56.606	57.225	+4.846	26.059	15.958	15.208	10	15:53:03.533	56.222	+3.789	23.457	16.838	15.927
2	15:45:52.317	55.711	+3.332	24.437	15.408	15.866	11	15:54:22.424	1:18.891	+26.458	47.573	15.953	15.365
3	15:46:49.808	57.491	+5.112	24.730	15.828	16.933	(816) Elias Schorneck						
4	15:47:44.649	54.841	+2.462	23.864	15.291	15.686	1	15:45:00.382	1:00.030	+7.965	26.593	18.113	15.324
5	15:48:37.642	52.993	+0.614	23.068	14.820	15.105	2	15:45:54.908	54.526	+2.461	23.744	15.612	15.170
6	15:49:30.949	53.307	+0.928	23.365	14.886	15.056	3	15:46:49.697	54.789	+2.724	24.095	15.086	15.608
7	15:50:24.296	53.347	+0.968	23.249	15.250	14.848	4	15:47:43.019	53.322	+1.257	22.978	15.256	15.088
8	15:51:17.258	52.962	+0.583	23.335	14.732	14.895	5	15:48:35.588	52.569	+0.504	22.965	14.668	14.936
9	15:52:09.637	52.379		22.810	14.654	14.915	6	15:49:28.874	53.286	+1.221	22.811	15.427	15.048
10	15:53:03.474	53.837	+1.458	22.631	15.575	15.631	7	15:50:23.852	54.978	+2.913	24.352	15.557	15.069
11	15:54:07.367	1:03.893	+11.514	33.315	15.394	15.184	8	15:51:16.140	52.288	+0.223	22.704	14.702	14.882
12	15:55:00.160	52.793	+0.414	22.985	14.764	15.044	9	15:52:08.205	52.065		22.600	14.596	14.869
13	15:55:52.825	52.665	+0.286	23.051	14.660	14.954	10	15:53:03.441	55.236	+3.171	23.151	16.228	15.857
14	15:56:46.098	53.273	+0.894	23.410	14.788	15.075	(844) Kevin Wagner						
(925) Charles Troxler							1	15:44:57.711	57.926	+5.607	25.959	16.873	15.094
1	15:44:59.547	59.685	+7.531	26.518	17.783	15.384	2	15:45:52.358	54.647	+2.328	23.799	15.590	15.258
2	15:45:54.153	54.606	+2.452	24.088	15.376	15.142	3	15:46:47.208	54.850	+2.531	24.240	15.572	15.038
3	15:46:50.115	55.962	+3.808	24.946	15.536	15.480	4	15:47:39.656	52.448	+0.129	22.838	14.729	14.881
4	15:47:56.861	1:06.746	+14.592	24.139	15.050	27.557	5	15:48:31.975	52.319		22.828	14.607	14.884
5	15:48:50.778	53.917	+1.763	23.853	14.841	15.223	6	15:49:28.357	56.382	+4.063	22.722	17.031	16.629
6	15:49:43.914	53.136	+0.982	23.065	14.920	15.151	7	15:50:39.212	1:10.855	+18.536	24.515	30.021	16.319
7	15:50:37.013	53.099	+0.945	23.043	15.010	15.046	(807) Marlon Vatter						
8	15:51:29.528	52.515	+0.361	22.893	14.654	14.968	1	15:44:59.058	59.917	+7.627	26.697	17.794	15.426
9	15:52:21.721	52.193	+0.039	22.695	14.553	14.945	2	15:45:53.514	54.456	+2.166	23.956	15.387	15.113
10	15:53:13.875	52.154		22.580	14.675	14.899	3	15:46:49.460	55.946	+3.656	23.915	15.533	16.498
11	15:54:09.313	55.438	+3.284	24.875	15.446	15.117	4	15:47:43.457	53.997	+1.707	23.025	15.649	15.323
12	15:55:01.849	52.536	+0.382	22.849	14.687	15.000	5	15:48:36.251	52.794	+0.504	22.859	14.867	15.068
13	15:55:54.306	52.457	+0.303	22.810	14.617	15.030	6	15:49:28.939	52.688	+0.398	22.803	14.913	14.972
14	15:56:46.981	52.675	+0.521	22.991	14.695	14.989	7	15:50:35.113	1:06.174	+13.884	23.999	26.848	15.327
(807) Marlon Vatter							8	15:51:28.031	52.918	+0.628	23.044	14.790	15.084
1	15:44:59.058	59.917	+7.627	26.697	17.794	15.426	9	15:52:20.917	52.886	+0.596	22.984	14.781	15.121
2	15:45:53.514	54.456	+2.166	23.956	15.387	15.113	10	15:53:13.701	52.784	+0.494	22.726	14.962	15.096
3	15:46:49.460	55.946	+3.656	23.915	15.533	16.498	11	15:54:08.102	54.401	+2.111	23.862	15.524	15.015
4	15:47:43.457	53.997	+1.707	23.025	15.649	15.323	12	15:55:00.617	52.515	+0.225	22.842	14.757	14.916
5	15:48:36.251	52.794	+0.504	22.859	14.867	15.068	13	15:55:52.907	52.290		22.682	14.700	14.908
6	15:49:28.939	52.688	+0.398	22.803	14.913	14.972	14	15:56:46.352	53.445	+1.155	23.463	14.938	15.044
7	15:50:35.113	1:06.174	+13.884	23.999	26.848	15.327	(924) Leonard Frey						
8	15:51:28.031	52.918	+0.628	23.044	14.790	15.084	1	15:45:00.869	59.020	+6.476	25.209	17.959	15.852
9	15:52:20.917	52.886	+0.596	22.984	14.781	15.121	2	15:45:55.465	54.596	+2.052	23.989	15.456	15.151
10	15:53:13.701	52.784	+0.494	22.726	14.962	15.096	3	15:46:50.455	54.990	+2.446	23.840	15.668	15.482
11	15:54:08.102	54.401	+2.111	23.862	15.524	15.015	4	15:47:45.269	54.814	+2.270	24.320	15.018	15.476
12	15:55:00.617	52.515	+0.225	22.842	14.757	14.916							
13	15:55:52.907	52.290		22.682	14.700	14.908							
14	15:56:46.352	53.445	+1.155	23.463	14.938	15.044							
(924) Leonard Frey													


INT. ADAC Kartrennen Arena E
Lapchart
X30 SENIOR


Arena E Mülsen 1,315 Km

Final

11.08.2024 15:40

Race (14 Laps) started at 15:43:56

Competitors	Laps															
		0	1	2	3	4	5	6	7	8	9	10	11	12	13	14
Phil Colin Strenge (895)	1	895	895	822	823	822	822	822	822	822	822	822	822	895	822	895
Carl Luthardt (885)	2	885	885	823	822	823	823	895	895	895	895	895	895	822	895	887
Daniel Guinchart (810)	3	810	822	829	829	829	829	887	887	887	887	887	887	887	887	822
Elia Weiss (822)	4	822	823	895	895	895	895	885	885	885	830	830	830	830	885	885
Luis Esser (809)	5	809	829	810	810	887	887	809	809	830	809	809	809	885	830	830
Jason Bralic (823)	6	823	810	885	885	885	885	830	830	809	885	885	885	809	809	809
Torben Gröndahl (887)	7	887	821	830	830	809	809	890	890	890	854	854	890	877	854	854
Lutz Ohsenbrink (829)	8	829	809	809	887	830	830	854	854	854	890	890	877	854	810	810
Daniel Brozovic (854)	9	854	830	887	809	877	877	877	877	877	877	877	854	890	890	890
Niklas Hirsch (877)	10	877	887	877	877	890	890	810	810	810	810	810	810	810	877	877
Rocco Curcio (812)	11	812	877	854	854	854	854	821	821	821	821	821	821	821	821	820
Manuel Wagner (821)	12	821	854	890	890	810	810	927	927	927	927	927	820	820	820	821
Max Hezel (830)	13	830	927	821	821	821	821	820	820	820	820	820	927	927	927	927
Leonard Hocker (890)	14	890	890	927	927	927	927	884	884	884	884	884	884	884	884	884
Felix Maurer (820)	15	820	815	815	884	884	820	904	812	812	812	812	812	812	812	812
Donar Munding (920)	16	920	884	884	820	820	884	815	815	815	815	815	815	815	815	823
Colin Sandner (927)	17	927	920	820	815	815	815	812	904	823	823	823	823	823	823	815
Karl Schmiederer (811)	18	811	820	905	904	904	811	823	836	836	836	836	836	836	836	836
Moritz Wolber (815)	19	815	905	811	811	811	811	823	811	904	904	904	904	904	904	904
Davin Singer (884)	20	884	811	904	905	812	812	806	806	811	806	806	806	811	806	811
Maxim Haroutounian (905)	21	905	904	920	812	905	905	836	836	806	811	811	811	806	811	806
Tobias Feeser (904)	22	904	833	812	806	806	806	905	905	855	855	855	855	829	829	829
Moritz Fischer (806)	23	806	806	806	844	844	844	920	855	905	818	818	829	855	855	920
Matti Klasen (855)	24	855	812	833	836	836	836	855	818	818	905	829	818	818	818	855
Max Ohsenbrink (836)	25	836	855	844	920	920	920	818	920	829	829	920	920	920	920	818
Jacob Trost (881)	26	881	844	855	891	891	891	891	829	920	920	891	891	891	891	891
Marlon Vatter (807)	27	807	891	891	855	855	855	844	891	891	891	888	881	881	881	881
Luka Koullen (891)	28	891	807	836	818	818	818	829	816	816	816	816	924	924	888	888
Jannik Remmert (833)	29	833	836	807	807	816	816	816	888	888	888	833	888	888	924	924
Matthy Vandebroek (818)	30	818	881	881	816	807	807	807	833	833	833	905	833	833	898	898
Kevin Wagner (844)	31	844	818	925	881	833	833	833	924	924	924	881	898	898	833	833
Louis Schütze (888)	32	888	925	818	833	881	881	888	898	898	898	924	807	807	807	807
Charles Troxler (925)	33	925	888	888	898	888	888	924	881	881	881	898	925	925	925	925
Hawk Baylaan White (898)	34	898	816	816	925	924	924	898	807	807	807	807	905			
Elias Schorneck (816)	35	816	924	924	888	898	898	881	925	925	925	925				
Leonard Frey (924)	36	924	898	898	924	925	925	925	844							





X30 SENIOR

Final Rev 2

Track length: 1.315 Km
Race Started: 15:43:56
Best Lap by: 877 - Niklas Hirsch - 51.538

Rank	#	Driver	Nat	Sponsor Entrant	Nat	License E-License	Make	laps	T. Time Diff	Best Lap	Penalty	Points
1	6	887 Torben Gröndahl	DEU	MSC Groß Dölln e.V. im ADAC CV Performance Group	DEU	ITC-C14120 BIF38321	KR/IAME/Komet	14	12:19.467	51.699		50
2	3	822 Elia Weiss	DEU	DSK e.V. Ja zum Motorsport SIM-ON	DEU	ITE38504 KBF39246	Kosmic/IAME/Komet	14	12:19.469 0.002	51.699		44
3	0	885 Carl Luthardt	DEU	Falcon Racing Team	NLD	ITE 37029 IBL11345	Falcon/IAME/Komet	14	12:19.657 0.190	51.841		38
4	0	809 Luis Esser	DEU	RMW Motorsport	DEU	ITE 11661 KBF39010	OTK/IAME/Komet	14	12:20.546 1.079	51.799		34
5	3	854 Daniel Brozovic	DEU	Valier Motorsport	DEU	ITE 42036 KBF39300	Energy/IAME/Komet	14	12:21.900 2.433	51.538		30
6	-4	810 Daniel Guinchard	GBR	SFR Motorsport	GBR	ITC-C292117 IBL368379	KR/IAME/Komet	14	12:24.022 4.555	51.876		26
7	7	890 Leonard Hocker	DEU	RS-Motorsport	DEU	NKA22440 KBF40372	CRG/IAME/Komet	14	12:24.060 4.593	51.621		22
8	3	877 Niklas Hirsch	DEU	MSC-Langenfeld e. V. im ADAC SIM-ON	DEU	ITF39320 KBF39246	Kosmic/IAME/Komet	14	12:24.113 4.646	51.538		19
9	7	820 Felix Maurer	DEU	DUTT MOTORSPORT by FENSTER.com	LUX	NKA41244 IBLK867	Tony Kart/IAME/Komet	14	12:24.186 4.719	51.799		14
10	-9	895 Phil Colin Streng	DEU	ADAC Württemberg e.V. Ebert Motorsport	DEU	ITE42785 EL38528	LN/IAME/Komet	14	12:24.417 4.950	51.552	+ 5 sec	10
11	-1	821 Manuel Wagner	DEU	RS-Motorsport	DEU	ITE 39259 KBF40372	CRG/IAME/Komet	14	12:24.762 5.295	52.026		8
12	5	927 Colin Sandner	DEU	Team NKS	DEU	ITC-C17316 KBF42057	DR/IAME/	14	12:24.803 5.336	51.953		0
13	0	812 Rocco Curcio	DEU	ADAC Württemberg e.V. AT-Motorsport	DEU	ITE29607 KBF38996	Exprit/IAME/Komet	14	12:25.090 5.623	51.839		6
14	7	815 Moritz Wolber	DEU	ADAC Südbaden e.V. NEES RACING	DEU	NKA116641 BIF17863	Maranello/IAME/Komet	14	12:25.476 6.009	51.681		4
15	8	904 Tobias Feeser	DEU	Sonja Feeser	DEU	ITE13863 BEK1198789	LN/IAME/Komet	14	12:28.866 9.399	52.056		0
16	2	884 Davin Singer	DEU	ADAC Südbaden e.V. CV Performance Group	DEU	ITE 23384 BIF38321	KR/IAME/Komet	14	12:29.989 10.522	51.861	+ 5 sec	2
17	-5	830 Max Hezel	DEU	ADAC Hessen-Thüringen e.V. CV Performance Group	DEU	ITF38265 BIF38321	KR/IAME/Komet	14	12:30.328 10.861	51.740	+ 10 sec	1
18	-12	823 Jason Bralic	NLD	SIM-ON	DEU	ITF46957 KBF39246	Kosmic/IAME/Komet	14	12:30.421 10.954	51.664	+ 5 sec	0
19	5	836 Max Ohsenbrink	DEU	KSL Racing Team	DEU	ITE18670 KBF1304585	Alonso/IAME/Komet	14	12:32.835 13.368	51.992	+ 5 sec	0
20	-1	811 Karl Schmiederer	DEU	RS-Motorsport	DEU	ITE39775 KBF40372	CRG/IAME/Komet	14	12:35.055 15.588	51.973		0
21	4	806 Moritz Fischer	DEU	ADAC Pfalz e.V. DUTT MOTORSP. by FENSTER.COM	LUX	NKA26409 IBLK867	Tony Kart/IAME/Komet	14	12:35.153 15.686	51.956		0
22	0	855 Matti Klasen	DEU	DSK e.V. Ja zum Motorsport RMW Motorsport	DEU	ITE13782 BIC39010	Tony Kart/IAME/Komet	14	12:37.142 17.675	52.413		0
23	6	891 Luka Koullen	NLD	PCH Racing	DEU	NKA50483 BIF39956	KR/IAME/Komet	14	12:38.163 18.696	52.201		0
24	-15	829 Lutz Ohsenbrink	DEU	KSL Racing Team	DEU	ITE40759 KBF1304585	Alonso/IAME/Komet	14	12:40.588 21.121	52.068	+ 5 sec	0
25	-10	920 Donar Munding	LIE	Stern Motorsport	DEU	ITC-C1449 BIC38195	KR/IAME/Komet	14	12:42.054 22.587	52.109	+ 5 sec	0
26	4	818 Matthy Vandebroek	DEU	VDB Kart Racing	DEU	ITE 11491 KBF10478	Tony Kart/IAME/Komet	14	12:42.470 23.003	52.215	+ 5 sec	0
27	0	881 Jacob Trost	DEU	ADAC Hessen-Thüringen e.V. DUTT MOTORSPORT by FENSTER.COM	LUX	NKA41233 IDCK867	Tony Kart/IAME/Komet	14	12:48.134 28.667	52.492	+ 5 sec	0
28	4	888 Louis Schütze	DEU	Ebert Motorsport	DEU	ITE 17941 KBF38528	OTK/IAME/Komet	14	12:48.284 28.817	52.212		0
29	7	898 Hawk Baylaan White	GBR	AT Motorsport	DEU	ITE40903 BIC38996	Exprit/IAME/Komet	14	12:49.174 29.707	52.227		0
30	-2	833 Jannik Remmert	DEU	VDB Kart Racing	DEU	ITE19994 KBF10478	Tony Kart/IAME/Komet	14	12:49.631 30.164	52.379		0
31	3	925 Charles Troxler	CHE	SIM-ON	DEU	ITF1054 KBF39246	Kosmic/IAME/Komet	14	12:50.514 31.047	52.154		0
32	-6	807 Marlon Vatter	DEU	AT Motorsport	DEU	ITF38543 KBF38543	Exprit/IAME/Komet	14	12:52.885 33.418	52.290	+ 3 sec	0
33	0	924 Leonard Frey	DEU	Team Hemkemeyer	DEU	NKA39318 IDC42853	OTK /IAME /Komet	14	12:54.076 34.609	52.544	+ 5 sec	0
34	-14	905 Maxim Haroutounian	NLD	Falcon Racing Team	NLD	ITE49031 IBL11345	Falcon/Iame/Komet	11	10:25.957 3 Laps	52.433		0
35	0	816 Elias Schorneck	DEU	VDB Kart Racing	DEU	ITE40538 KBF10478	Tony Kart/IAME/Komet	10	9:11.974 4 Laps	52.065	+ 5 sec	0
36	-5	844 Kevin Wagner	DEU	MSC-Langenfeld e. V. im ADAC TB Racing Team	DEU	ITE 11828 KBF38262	KR/IAME/Komet	7	6:42.745 7 Laps	52.319		0

Announcements

- # 830 + 10 sec corridor
- #807 + 3 sec corridor
- # 920,924,881,884,836,829,816 + 5 sec front fairing
- # 823,895 + 5 sec push
- # 818 +5 sec leaving the track





X30 SENIOR

Final Rev 3 provisionally

Track length: 1.315 Km

Race Started: 15:43:56

Best Lap by: 877 - Niklas Hirsch - 51.538

Rank	#	Driver	Nat	Sponsor Entrant	Nat	License E-License	Make	laps	T. Time Diff	Best Lap	Penalty	Points
1	6	887 Torben Gröndahl	DEU	MSC Groß Dölln e.V. im ADAC CV Performance Group	DEU	ITC-C14120 BIF38321	KR/IAME/Komet	14	12:19.467	51.699		50
2	3	822 Elia Weiss	DEU	DSK e.V. Ja zum Motorsport SIM-ON	DEU	ITE38504 KBF39246	Kosmic/IAME/Komet	14	12:19.469 0.002	51.699		44
3	0	885 Carl Luthardt	DEU	Falcon Racing Team	NLD	ITE 37029 IBL11345	Falcon/IAME/Komet	14	12:19.657 0.190	51.841		38
4	0	809 Luis Esser	DEU	RMW Motorsport	DEU	ITE 11661 KBF39010	OTK/IAME/Komet	14	12:20.546 1.079	51.799		34
5	3	854 Daniel Brozovic	DEU	Valier Motorsport	DEU	ITE 42036 KBF39300	Energy/IAME/Komet	14	12:21.900 2.433	51.538		30
6	-4	810 Daniel Guinhard	GBR	SFR Motorsport	GBR	ITC-C292117 IBL368379	KR/IAME/Komet	14	12:24.022 4.555	51.876		26
7	7	890 Leonard Hocker	DEU	RS-Motorsport	DEU	NKA22440 KBF40372	CRG/IAME/Komet	14	12:24.060 4.593	51.621		22
8	3	877 Niklas Hirsch	DEU	MSC-Langenfeld e. V. im ADAC SIM-ON	DEU	ITF39320 KBF39246	Kosmic/IAME/Komet	14	12:24.113 4.646	51.538		19
9	7	820 Felix Maurer	DEU	DUTT MOTORSPORT by FENSTER.com	LUX	NKA41244 IBL867	Tony Kart/IAME/Komet	14	12:24.186 4.719	51.799		14
10	-9	895 Phil Colin Streng	DEU	ADAC Württemberg e.V. Ebert Motorsport	DEU	ITE42785 EL38528	LN/IAME/Komet	14	12:24.417 4.950	51.552	+ 5 sec	10
11	-1	821 Manuel Wagner	DEU	RS-Motorsport	DEU	ITE 39259 KBF40372	CRG/IAME/Komet	14	12:24.762 5.295	52.026		8
12	5	927 Colin Sandner	DEU	Team NKS	DEU	ITC-C17316 KBF42057	DR/IAME/	14	12:24.803 5.336	51.953		0
13	0	812 Rocco Curcio	DEU	ADAC Württemberg e.V. AT-Motorsport	DEU	ITE29607 KBF38996	Exprit/IAME/Komet	14	12:25.090 5.623	51.839		6
14	7	815 Moritz Wolber	DEU	ADAC Südbaden e.V. NEES RACING	DEU	NKA16641 BIF17863	Maranello/IAME/Komet	14	12:25.476 6.009	51.681		4
15	8	904 Tobias Feeser	DEU	Sonja Feeser	DEU	ITE13863 BEK1198789	LN/IAME/Komet	14	12:28.866 9.399	52.056		0
16	2	884 Davin Singer	DEU	ADAC Südbaden e.V. CV Performance Group	DEU	ITE 23384 BIF38321	KR/IAME/Komet	14	12:29.989 10.522	51.861	+ 5 sec	2
17	-5	830 Max Hezel	DEU	ADAC Hessen-Thüringen e.V. CV Performance Group	DEU	ITF38265 BIF38321	KR/IAME/Komet	14	12:30.328 10.861	51.740	+ 10 sec	1
18	-12	823 Jason Bralic	NLD	SIM-ON	DEU	ITF46957 KBF39246	Kosmic/IAME/Komet	14	12:30.421 10.954	51.664	+ 5 sec	0
19	5	836 Max Ohsenbrink	DEU	KSL Racing Team	DEU	ITE18670 KBF1304585	Alonso/IAME/Komet	14	12:32.835 13.368	51.992	+ 5 sec	0
20	-1	811 Karl Schmiederer	DEU	RS-Motorsport	DEU	ITE39775 KBF40372	CRG/IAME/Komet	14	12:35.055 15.588	51.973		0
21	4	806 Moritz Fischer	DEU	ADAC Pfalz e.V. DUTT MOTORSP. by FENSTER.COM	LUX	NKA26409 IBLK867	Tony Kart/IAME/Komet	14	12:35.153 15.686	51.956		0
22	0	855 Matti Klasen	DEU	DSK e.V. Ja zum Motorsport RMW Motorsport	DEU	ITE13782 BIC39010	Tony Kart/IAME/Komet	14	12:37.142 17.675	52.413		0
23	6	891 Luka Koullen	NLD	PCH Racing	DEU	NKA50483 BIF39956	KR/IAME/Komet	14	12:38.163 18.696	52.201		0
24	-15	829 Lutz Ohsenbrink	DEU	KSL Racing Team	DEU	ITE40759 KBF1304585	Alonso/IAME/Komet	14	12:40.588 21.121	52.068	+ 5 sec	0
25	-10	920 Donar Munding	LIE	Stern Motorsport	DEU	ITC-C1449 BIC38195	KR/IAME/Komet	14	12:42.054 22.587	52.109	+ 5 sec	0
26	4	818 Matthy Vandebroek	DEU	VDB Kart Racing	DEU	ITE 11491 KBF10478	Tony Kart/IAME/Komet	14	12:42.470 23.003	52.215	+ 5 sec	0
27	0	881 Jacob Trost	DEU	ADAC Hessen-Thüringen e.V. DUTT MOTORSPORT by FENSTER.COM	LUX	NKA41233 IDCK867	Tony Kart/IAME/Komet	14	12:48.134 28.667	52.492	+ 5 sec	0
28	4	888 Louis Schütze	DEU	Ebert Motorsport	DEU	ITE 17941 KBF38528	OTK/IAME/Komet	14	12:48.284 28.817	52.212		0
29	7	898 Hawk Baylaan White	GBR	AT Motorsport	DEU	ITE40903 BIC38996	Exprit/IAME/Komet	14	12:49.174 29.707	52.227		0
30	-2	833 Jannik Remmert	DEU	VDB Kart Racing	DEU	ITE19994 KBF10478	Tony Kart/IAME/Komet	14	12:49.631 30.164	52.379		0
31	3	925 Charles Troxler	CHE	SIM-ON	DEU	ITF1054 KBF39246	Kosmic/IAME/Komet	14	12:50.514 31.047	52.154		0
32	-6	807 Marlon Vatter	DEU	AT Motorsport	DEU	ITF38543 KBF38543	Exprit/IAME/Komet	14	12:52.885 33.418	52.290	+ 3 sec	0
33	0	924 Leonard Frey	DEU	Team Hemkemeyer	DEU	NKA39318 IDC42853	OTK /IAME /Komet	14	12:54.076 34.609	52.544	+ 5 sec	0
34	-14	905 Maxim Haroutounian	NLD	Falcon Racing Team	NLD	ITE49031 IBL11345	Falcon/Iame/Komet	11	10:25.957 3 Laps	52.433		0
35	0	816 Elias Schorneck	DEU	VDB Kart Racing	DEU	ITE40538 KBF10478	Tony Kart/IAME/Komet	10	9:11.974 4 Laps	52.065	+ 5 sec	0
36	-5	844 Kevin Wagner	DEU	MSC-Langenfeld e. V. im ADAC TB Racing Team	DEU	ITE 11828 KBF38262	KR/IAME/Komet	7	6:42.745 7 Laps	52.319		0

Announcements

- # 830 + 10 sec corridor, #807 + 3 sec corridor
- # 818 +5 sec leaving the track
- # 920,924,881,884,836,829,816 + 5 sec front fairing
- # 823+ 5 sec push
- #895 + 5 sec push appeal filed

Timekeeper
M.Riehmers

Race Director
H.Seidel

